



**WESTERN
AUSTRALIA**

**SAVING LIVES AND BUILDING
GREAT COMMUNITIES**



2020/21 ANNUAL REPORT



SNAPSHOT STATS



74,734

PREVENTATIVE ACTIONS



3,383

FIRST AID TREATMENTS

574

RESCUES



Aerial
PATROLS

560

SHARK SIGHTINGS

109,844

KM'S PATROLLED




135,930

PATROL HOURS

23,776

MEMBERS



31

SURF LIFE SAVING

CLUBS

8,634

NIPPERS



12,029

PEOPLE TRAINED IN FIRST AID

812 BRONZE MEDALLIONS



CONTENTS

2

INTRODUCTION

6

LIFESAVING
SERVICES

16

SURF SPORTS

22

NIPPERS
& YOUTH

24

TRAINING
& EDUCATION

28

COASTAL DROWNING
RESEARCH

29

EVENTS

32

MARKETING &
COMMUNICATIONS

34

FUNDRAISING

36

PARTNERSHIPS

38

RECORDS,
RESULTS &
FINANCIALS

Surf Life Saving Western Australia acknowledges all traditional custodians throughout Western Australia and their continuing connection to the land, waters and community. We pay our respects to all members of the Aboriginal communities and their cultures; and to Elders both past and present.



A MESSAGE FROM THE PREMIER

“... the service and safety provided by SLSWA has remained an essential part of our community.”

The Western Australian community has shown strength, unity and resolve over the past year as we charter through the unique complexities of COVID-19.

This year has been difficult and has brought with it challenges that could not have been foreseen, but amongst all the challenges, the service and safety provided by Surf Life Saving Western Australia (SLSWA) has remained an essential part of our community.

SLSWA has performed a critical role in preserving the lives of Western Australians on our beaches for more than a century. The iconic red and yellow flags and uniforms have been beacons of safety for generations.

We have long known that in any type of crisis our surf lifesavers are there to protect the community, but it has never been more apparent than in the past year. This is a true tribute to the incredible bravery and hard work of everyone at SLSWA and to the unrivalled respect that you have earned from the community.

Surf Life Saving is the largest volunteer service organisation of its type in Australia and the significant number of hours spent on the beach by WA volunteer surf lifesavers each year is a truly valued contribution made to our State.

There are 31 surf life saving clubs from Esperance to Broome whose members ensure all Western Australians can enjoy our wonderful beaches. This is reflected in the thousands of volunteer patrol hours, hundreds of rescues and many preventative actions and first aid services.

May I take this opportunity to thank each and every one of you for your dedication and service.

Mark McGowan MLA
Premier of Western Australia



A MESSAGE FROM THE PRESIDENT & CEO



Craig Smith-Gander AM - President



James O'Toole - CEO

It is our pleasure to present the Surf Life Saving WA Annual Report for 2020/21.

Despite intermittent but ongoing interruptions from COVID-19, we have had a positive year across all four pillars of our organisation. This pandemic has highlighted the central role that recreating on our wonderful coast plays in the lifestyles of West Australians and the dedication of our members who continue to serve the community through this challenging period.

In season 2020/21, our membership reached more than 23,700, a 6% increase from the previous season. This included a 10% growth in Nippers and 7% in youth members, reflecting our continued investment over recent years to this important demographic, the future of our movement.

We introduced several new Youth Pathway programs, which saw strong attendance, doubling the number of participants. A few months ago, we celebrated the many outstanding achievements of these members at our Nipper & Youth Awards presented by the Scottish Masonic Charitable Foundation of WA.

The year saw an increased demand for our lifesaving services, including our Emergency Response Teams, as they continued to respond to requests for assistance and deliver essential services. We expanded both our Abalone and Drone Patrols while our Westpac Life Saver Rescue Helicopter Service cleared more than 6,000 beachgoers from the water in response to shark sightings.

Our services and members delivered more than 134,700 on-beach patrol hours, performing more than 570 rescues. These efforts ensured that no lives were lost between the red and yellow flags on WA beaches last season.

In training and education, despite the challenges in service delivery to comply with COVID-19 protocols, our trainers and assessors completed more than 3,000 awards, including 812 Bronze Medallions and 645 Surf Rescue Certificates, both an increase on the previous year.

We were fortunate to host a nearly complete season of surf sports events, kicking off in October with our new three-round WA Ironman Series, allowing our top open and youth athletes to experience dedicated Ironman racing ahead of the season. Then, in January, we hosted the SunSmart Country Carnival in Bunbury, our largest ever event, attracting more than 1,400 athletes from 27 clubs. We look forward to returning to Bunbury again in 2022.

As we ended our season with the SunSmart WA Surf Life Saving Championships, it was fantastic to see the talent spread across our clubs, with Trigg Island taking out Champion Senior

Club, North Cottesloe the Champion Masters and Youth club, and Sorrento, Champion Nipper Club.

While COVID-19 travel restrictions meant many of our athletes and teams were unable to travel to national events during the season, it was great to see a number of WA athletes head east in April to contest The Aussies, the highlight of which was undoubtedly Sophie Watts from City of Perth being crowned Australian women's beach sprint champion.

We look forward to having 'The Aussies' return to WA beaches next April, bringing with it more than 5,000 Surf Life Saving athletes from across Australia.

We recognise the tremendous support of our many partners. Their ongoing commitment to and investment in the work of our organisation and our members makes these achievements possible. We also thank the WA Government for their significant support of our movement and our delivery of essential lifesaving services across the State.

We extend our thanks to the Surf Life Saving WA Board of Directors and staff. They have successfully navigated through the uncertainty of recent times to enable our organisation to continue to deliver against our strategic plan and across all four pillars, with outstanding results.

Lastly, we recognise the enormous contributions made by our members across all facets of the movement. Every year, our members contribute hundreds of thousands of hours to delivering safer beaches for the public, and our WA community is all the better for their service.

We look forward to seeing everyone back on the beach next season.

Craig Smith-Gander AM
President

James O'Toole
Chief Executive Officer

LIFE MEMBERS

Name & Year Inducted

L W LeQuesne* 1927	E V Hofmaster* 1969	J F Somers* 1992	I D Vilkson 2004
J L Paton OBE* 1930	D P Morrison OAM* 1969	D H R Becker 1993	T Snelling 2005
I T Birtwistle OBE* 1938	R J Trigg OBE* 1972	F J Parlevliet 1993	F Senior 2007
R E Gatherer* 1939	J Trethowan* 1974	M E Cook 1994	G Clark 2007
Sir L P Gadsdon* 1941	W D Summers* 1974	A K Porteus 1994	A Widermanski 2008
C Bader* 1946	I F Anderton* 1975	R A Blake OAM 1995	D Somers 2008
D G White OAM* 1946	D T Blackley 1975	C D Cook 1995	L Tilbury 2008
E Jaggard OAM* 1948	C E Jarrott* 1975	W A Robertson* 1996	J Knight-Smith 2008
M H Becher OAM* 1949	W R Somerford* 1975	J A Griffiths* 1997	A M Smith OAM 2009
A C Peacock* 1950	R G Bennett JP 1979	I D McRae 1997	G M King 2010
A E Prior* 1951	N G Lamb* 1979	R P Redfern* 1997	C J Gibbs 2010
R A Elliot* 1951	I D Scott OAM 1983	A S Marshall* 1998	N R Gibbs 2010
F T Haywood MBE* 1952	W E Gaynor OAM 1985	W H Amesz 2000	J F McCourt 2011
A J Marks* 1956	G G Russell* 1985	R Welch OAM 2000	K C Jenner 2011
R T Meadmore* 1956	G P Castieau* 1987	D D Shearer* 2001	R Buist 2013
T H Johnstone* 1956	D J Smith 1987	J King OAM 2002	G W Mumford 2013
D Molyneux* 1961	D R Rose 1987	J E Burling OAM 2003	J Wright 2013
J G Hatchett* 1963	J C Wall* 1988	W H Read* 2003	P Shipway 2013
H K Riley MBE, JP* 1963	P J Bermingham OAM* 1989	W W Fry OAM 2003	L Buchan 2014
F J Thorne* 1964	D E Clark ESM* 1989	E B Jones 2004	M Irwin 2015
C V Addison* 1965	R J Howard ESM OAM 1990	J H Kitts 2004	M Thornton 2016
R J Peacock* 1966	E K G Jaggard OAM 1991	B C Olson 2004	B Carthew 2017
G M Brown OAM* 1969	R G Roberts OAM* 1991	K Smith 2004	C Waugh 2017

*Deceased

LEGENDS OF THE SURF

The Legend of the Surf status is the single highest honour bestowed upon individual competitors and teams affiliated with SLSWA. This award signifies the exceptional and outstanding achievements of an individual or team within their chosen surf sport discipline.

Donald Morrison OAM

Cottesloe SLSC - Inducted in 2012

In Don Morrison's era, the belt race was the most prestigious individual event, equivalent to the Ironman event today.

A true champion of the surf, Don Morrison dominated the belt race in WA for more than a decade and won four national Surf Belt gold medals between 1948-1953, among a number of silver and bronze. He also toured with the Australian team, represented Western Australia on 16 occasions and was a member of WA's successful R&R teams in 1958 and 1963.

Kenneth Vidler

Scarboro SLSC - Inducted in 2012

When Ken Vidler retired from top-level competition, he was Australia's most-decorated surf lifesaving representative; he won more than 50 medals during his surf life saving career, which spanned 23 years at junior and senior level.

Ken was a natural athlete who represented both his state and country, with notable success in Ironman, Single Ski and Double Ski events, as well as kayaking, where he went on to represent Australia in a four-man kayak team in the 1980 Moscow Olympics.

North Cottesloe J Crew

North Cottesloe SLSC - Inducted in 2015

In 100 years of surf lifesaving competition, only four clubs have managed to win the national Open Surf Boat title on multiple occasions, with the North Cottesloe J Crew (2006-09) the only team to win four of these titles back-to-back.

North Cottesloe J Crew members: Jack Allis (Sweep), Peter Charles, Shaun Colton, Kim Greville, Jonathon Fievez, Derek Knox and David Porzig.

SPORTING HALL OF FAME

Western Australia has a strong history and track record of producing outstanding surf sports athletes.

Our state is home to many present day and former sporting champions who have honed their skills at our local surf clubs and gone on to dominate surf sports at a state, national and international level.

The Surf Life Saving WA Sporting Hall of Fame recognises these outstanding athletes and their exceptional efforts, and welcomes deserving new inductees each year at the Surf Life Saving WA Awards of Excellence.

George Burton 1996
Ray Elliott 1996
Ron Fussell 1996
Neville Gliddon 1996
W F "Gus" Graham 1996
Bruce Hutchinson 1996
Arthur "Danny" Kay 1996
Bruce McKenzie 1996
Don Pass 1996
Warren Somerford 1996
Alan White 1996
Peter Hawkins 1999
John Stringfellow 1999
John Wright 1999
Jack Alliss 2000
Ken Gathercole 2000
Garry Hotchkin 2000
Richard Meadmore 2000
Michael Cook 2000

Bernie Kelly 2000
Donald Morrison OAM[^] 2000
Kenneth Vidler[^] 2000
Jack Hampshire 2001
Terrance Landwehr 2001
Deane Pieters 2001
Jack Trail 2001
Colin Vidler 2001
Leigh Buchan 2002
Stan Jacks 2002
Graham 'Tuppy' Lahiff 2002
Robert Watkins 2002
Michael Wright 2002
Ken Foster 2003
Richard Hartley 2003
Robert Milne 2003
John Leivers 2003
John Ryan 2003
Dean Beament 2004

Jeff Davidson 2004
Sam Law 2004
Denis Smith 2004
Mark Nolan 2005
Gregory Mickle 2005
Eric Hoffmaster 2007
Robert Somerford 2007
Frederick Annesley 2009
Rod Baker 2009
Simon Martin 2009
Peter Smith 2009
Brad Trotter 2009
Lindsay Bistrup 2010
Bill Mattingley 2010
North Cottesloe Beach Relay Team (1948-57) 2010
Michael MacDermott 2011
James O'Toole 2011
Carolyn Whiting 2012

Renée McCabe 2012
Willow Williamson 2012
North Cottesloe J Crew[^] 2012
Natasha Leaversuch 2013
Alicia Marriott 2013
Alison O'Toole 2013
Andrew Mosel 2014
Ian Scott OAM 2014
Fremantle Men's Beach Relay Team (1981-92) 2017
Floreat Men's IRB Assembly Race Team (1996-2000) 2018
Robert Pickard 2018
Mark Finucane 2019
Natalie Morris 2019
Brendon Sarson 2021

[^]Elevated to Legend of the Surf status

SLSWA SPORTING HALL OF FAME 2021 INDUCTEE

Brendon Sarson - Cottesloe & Trigg Island Surf Life Saving Clubs

An elite Ironman, Surf Ski and Surf Race competitor, Brendon's consistent and outstanding performances during his sporting career saw him inducted into the Surf Life Saving WA Sporting Hall of Fame earlier this year.

Winning his first individual West Australian Open title in 2003, over his career, Brendon took out eight WA Open Ironman titles, five Open Ski, one Open Surf Race and two Restricted Surf Race titles, in addition to numerous team gold.

His success extended to the Australian Championships, where he won gold in the U19 Surf Race, Open Double Ski and Open Ski Relay, and two silver in the Open Single Ski Race and Open Ski Relay.

Brendon also made many finals at The Aussies. In 2007, he qualified for the Open Ironman, Open Single Ski and Open Surf Race finals – a challenging and impressive feat.

He competed in the Kellogg's Nutri-Grain Ironman Series over four consecutive years and, for two years before that, as a swimmer in the Kellogg's Nutri-Grain National Surf League.

Brendon also represented WA as a Western Suns state team member on five occasions, including one as captain.

Brendon's consistent and outstanding performances as an elite athlete make him a worthy inductee to the Surf Life Saving WA Sporting Hall of Fame.



LIFESAVING SERVICES

135,930
LIFESAVING
PATROL HOURS




Saving lives is at the core of what we do. Our Lifesaving Services include a range of volunteer and paid services delivered to the community based on service need and profile. These essential and critical services are provided to mitigate the exposure of the beach going public to coastal hazards and risks and enable us to make a considerable contribution to communities in WA. We do this by enabling safer participation in coastal aquatic recreational activities, through a focus on enhancing injury prevention and the saving of lives.

VOLUNTEER BEACH PATROLS



102,129
PATROL
HOURS



5,620
PATROLLING
SURF LIFESAVERS



15,856
PREVENTATIVE
ACTIONS



436
RESCUES



2,035
FIRST AIDS

SLSWA, through our clubs, coordinates volunteer surf life saving patrols at many of Western Australia's most popular accessible beaches during the season.

Our selfless and highly skilled volunteers often put themselves in hazardous situations to perform rescues when beachgoers get into trouble. They also play an active role in preventing potentially life-threatening scenarios and are regularly called upon to administer first aid both on and off the beach.

In 2020/21, the impact of COVID-19 saw an increased reliance on our lifesaving services, as our coastline and beaches played an increasingly prominent role in the lives of West Australians as a location to exercise and recreate. It also influenced the need to implement changes to our operational procedures to ensure we could continue to provide essential lifesaving services.

Despite these challenges, our 5,620 volunteer surf lifesavers across WA performed 102,129 patrol hours and the commitment of our volunteers and support program staff during this time is to be commended.




Photo credit:Quinns Mindarie SLSC

LIFEGUARD SERVICES



32,650
PATROL
HOURS



90
LIFEGUARDS



58,878
PREVENTATIVE
ACTIONS



138
RESCUES



1,348
FIRST AIDS

SLSWA is the largest provider of professional beach lifeguard services in Western Australia, managed under contract for local and state government agencies. Lifeguard services provide a pathway of development for our membership, as well as employment opportunities.

The following beaches were serviced by SLSWA Lifeguards throughout the 2020/21 season:

- Cable Beach
- Yanchep Lagoon and Quinns Beach (plus a roving service)
- Mullaloo, Hillarys and Sorrento Beaches

- Floreat and City Beaches (plus a roving service)
- Cottesloe Beach
- The Basin, Rottnest Island
- Penguin Island Sandbar (based at Mersey Point)
- Secret Harbour Beach
- San Remo, Town Beach, Falcon Bay and Pyramids Beach
- Meelup, Bunker Bay, Yallingup Beach and Smiths Beach
- Margaret Rivermouth Beach
- Middleton Beach

SURF LIFE SAVING CLUB BEACH PATROL STATISTICS

CLUB	RESCUES	FIRST AIDS	PREVENTATIVE ACTIONS	PATROLLING MEMBERS	CLUB PATROL HOURS	LIFESAVER PATROL HOURS
Albany	-	1	18	165	269	2,861
Alkimos	-	50	-	47	92	1,138
Binningup	-	10	8	48	99	766
Broome	-	17	375	54	141	646
Busselton	-	61	106	76	99	1,165
Champion Bay	2	29	22	29	130	657
City of Bunbury	5	10	345	137	245	1,822
City of Perth	14	146	810	396	477	4,984
Coogee Beach	7	230	317	295	474	6,686
Cottesloe	10	68	203	298	549	6,321
Dalyellup Beach	4	45	102	18	80	457
Denmark	7	9	360	129	198	2,412
Dongara Denison	13	7	139	21	115	452
Esperance Goldfields	3	8	597	51	126	1,555
Floreat	6	97	1,041	219	368	4,541
Fremantle	5	112	1,578	441	465	7,841
Geraldton	15	68	484	81	135	1,303
Mandurah	7	26	128	119	161	2,232
Mullaloo	13	140	1,049	546	515	8,526
North Cottesloe	2	70	334	534	731	7,866
Port Bouvard	29	186	697	81	267	2,184
Quinns Mindarie	8	50	93	174	446	3,742
Scarboro	103	104	3,115	327	549	8,008
Secret Harbour	47	105	840	205	306	4,556
Smiths Beach	-	3	12	36	53	130
Sorrento	1	171	979	359	438	7,676
Swanbourne Nedlands	3	36	229	287	368	3,990
Trigg Island	117	139	1,618	372	447	6,339
Yanchep	15	37	257	75	102	1,273
Total	436	2,035	15,856	5,620	8,440	102,129



LIFEGUARD PATROLLED BEACH STATISTICS

LIFEGUARD LOCATIONS	RESCUES	FIRST AIDS	PREVENTATIVE ACTIONS	ORDINANCE CONTROL	BEACH PATROL HOURS	LIFEGUARD PATROL HOURS
Shire of Broome						
Cable Beach	4	36	3,940	4,122	597	1,194
City of Wanneroo						
Wanneroo Roving	-	7	58	2,022	847	847
Yanchep Lagoon	4	134	1,946	4,085	1,330	2,660
Quinns Beach	-	5	104	45	410	820
City of Joondalup						
Mullaloo Beach	2	333	2,314	5,450	970	1,940
Hillarys Boat Harbour	2	173	887	1,883	600	1,200
Sorrento Beach	-	33	749	2,883	970	1,940
Town of Cambridge						
Cambridge Roving	16	40	13,997	17,325	3,648	3,648
Floreat Beach	1	6	382	758	492	984
City Beach	9	45	8,058	5,435	1,362	2,472
Town of Cottesloe						
Cottesloe Beach	4	156	5,696	11,055	1,860	4,068
Rottnest Island Authority						
The Basin	5	134	2,493	6,585	560	1,120
City of Rockingham						
Penguin Island Sandbar	19	11	1,523	2,369	476	952
Secret Harbour Beach	15	18	1,439	3,303	794	1,588
City of Mandurah						
San Remo Beach	-	1	107	394	180	360
Town Beach	4	16	8	1,007	202	403
Pyramids Beach	-	16	378	434	198	396
Falcon Bay	7	47	228	780	198	396
City of Busselton						
Meelup Beach	3	48	2,405	5,859	560	1,120
Bunker Bay	2	7	2,008	3,412	560	1,120
Yallingup Beach	18	10	4,113	4,181	338	675
Smiths Beach	13	9	939	2,336	338	675
Shire of Augusta - Margaret River						
Margaret Rivermouth Beach	10	52	4,782	4,251	854	1,708
City of Albany						
Middleton Beach	-	11	324	604	182	364
TOTAL	138	1,348	58,878	90,578	18,525	32,650

SUPPORT OPERATIONS

WESTPAC LIFE SAVER RESCUE HELICOPTER SERVICE

1 September 2020 - 30 April 2021



KM's PATROLLED

- 56,422 Metro
- 53,422 South West

109,844 TOTAL



NUMBER OF PATROLS

- 440 Metro
- 267 South West

707 TOTAL



PATROL HOURS

- 507.8 Metro
- 480.8 South West

988.6 TOTAL



SHARK SIGHTINGS

- 234 Metro
- 326 South West

560 TOTAL



PREVENTIONS[^]

- 5,020 Metro
- 1,640 South West

6,660 TOTAL



ADVISED[^]

- 20,342 Metro
- 6,697 South West

27,039 TOTAL



CLOSURES

- 68 Metro
- 33 South West

101 TOTAL



SEARCH & RESCUE TASKS

- 6 Metro
- 4 South West

10 TOTAL

[^]Preventions - the number of people exiting the water due to the issuing of a Direct Warning.

[^]Advised - the number of people in surrounding areas and on-beach.

Supported by the Government of Western Australia and proudly partnered by Westpac, SLSWA's Westpac Life Saver Rescue Helicopters play a crucial role in coastal safety, identifying hazards and responding to emergencies. The highly trained crews conduct coastal surveillance patrols on the lookout for marine life including sharks, people in distress, incidents on beaches, potential threats including rip currents, and search and rescue missions as tasked.

SLSWA operates two services with coverage along the metropolitan and south-west coast. Based out of Rous Head,

Fremantle, the metro service patrols from Yanchep in the north to Port Bouvard in the south and Rottnest Island in the west, while the South West service is based out of Busselton Margaret River Airport and provides coverage over popular coastal destinations between Bunbury and Hamelin Bay.

In 2020/21, statistics showed a more than 300% increase in the number of beachgoers cleared from the water due to the presence of sharks, demonstrating the critical role that the helicopters continue to play in keeping West Australian beachgoers safe.

5-METRE WHITE SHARK SIGHTED OFF NORTH COTTESLOE BEACH

On Friday, 11 December 2020, SLSWA's Fremantle based Westpac Life Saver Rescue Helicopter (WLRH) was completing its scheduled morning patrol when it spotted a 5-metre white shark approximately 300 metres off North Cottesloe Beach.

The WLRH aircrew estimated around 22 people were in the water and a further 500 on the beach in the adjacent area. They immediately sounded the onboard siren to notify people of the hazard.

While North Cottesloe Beach did not have an active beach patrol at the time, SLSWA Lifeguards were on duty at Cottesloe Beach. Liaising with SurfCom and the nearby Lifeguard service, beaches were closed, and the necessary government agencies were notified.

The WLRH conducted additional patrols in the area throughout the remainder of the day, in addition to the scheduled afternoon patrol. By late afternoon the shark had been caught, tagged, and released by the Department of Primary Industries and Regional Development (DPIRD) based on the intel provided by the WLRH.

Without the presence and immediate intervention by the WLRH, a possible shark interaction with a water user may have taken place. This event also demonstrates the robust interoperability between SLSWA and DPIRD to ensure actions taken in response to the sighting were maximised, including beach closures and tagging the shark.

LIFESAVING SERVICES

DRONE PATROL



474

PATROLS



162

PATROL HOURS



13

SURF LIFE SAVING
CLUB LOCATIONS



67



OPERATORS

As a localised surveillance initiative, SLSWA's Drone Patrol continues to add value to our lifesaving services. The service provides important support to club based beach patrol activities and our Westpac Life Saver Rescue Helicopters while providing additional member pathways and opportunities for participation.

SLSWA has continued to focus on leveraging growth opportunities while achieving and sustaining operational compliance that is important to the service's reputation.

In 2020/21, our drone patrol activity demonstrated the ability to achieve these outcomes in a dynamic operational environment, including:

- 474 patrols conducted
- 162 hours of localised aerial patrols delivered
- 28 new operators completed training and were endorsed to operate a drone, taking the total number of endorsed operators to 67
- 13 active endorsed clubs, including integration of the newly endorsed North Cottesloe and Esperance Goldfields clubs
- During the abalone season, two patrol locations were provided with support from Drone Patrol



SUPPORT OPERATIONS

WESFARMERS JET SKI PROGRAM



36

JET SKIS



23

LOCATIONS



166

TRAINED & ENDORSED
MEMBERS



16

SEARCH & RESCUE
MISSIONS

The Wesfarmers Jet Ski Program remains an integral element of SLSWA's lifesaving services. They provide an additional resource for clubs to deliver effective lifesaving patrols, provide support to external agencies such as the WA Water Police through emergency response actions and search and rescue missions, and facilitate additional training and pathway opportunities for members.

During the 2020/21 season, over 1,500 hrs of on-water time was delivered by clubs and their members as part of the Wesfarmers Jet Ski Teams, the Support Operations Group and the Emergency Response Teams.

This included mobilising our Wesfarmers Support Operations Groups from nine of our clubs to provide high levels of on-water support during the five abalone fishing patrols. In addition, the Wesfarmers Emergency Response Teams were tasked to support 16 search and rescue missions spanning Geraldton to Esperance; this represents a 23% increase in taskings on the previous season.





SEARCH & RESCUE TRAINING

WESFARMERS EMERGENCY RESPONSE TEAM RESPOND TO MISSING PERSON SEARCH AT SCARBOROUGH BEACH

Shortly after 8pm on Monday 23 November 2020, SurfCom received a call from the WA Water Police via 13SURF advising that an individual had gone missing off Scarborough Beach and that a search and rescue was declared.

Due to the time of day, SLSWA provided immediate support with Wesfarmers Emergency Response Team (WERT) members from Scarboro SLSC providing on beach patrols using 4WD and Side-by-Side Vehicles (SSV), supporting other on-beach, on-water and aerial resources provided by WA Police and the Department of Fire and Emergency Services.

The following morning, WERT members from various clubs

commenced search activities using jet skis as part of a coordinated effort by WA Police involving other vessels and aircraft, including the Westpac Life Saver Rescue Helicopter.

The jet skis were vital in the search activity as their manoeuvrability enabled them to operate within the surf zone and safely tow members of the WA Water Police Dive Squad. The WA Water Police commended the WERT for its professionalism and high performing skill sets demonstrated during the search.

Tragically and despite an exhaustive search, the WA Water Police concluded efforts with the missing person not found.

SUPPORT OPERATIONS

SURFCOM



458

SURFCOM ASSISTANCE REQUESTS

FROM PARAMEDICS, POLICE & OTHER SURF LIFE SAVING RESOURCES

As the State Operations Centre, SurfCom plays a crucial role in frontline communication and coordination support to all SLSWA lifesaving services. It is central to enabling interoperability with emergency service and response groups like the WA Police, St John Ambulance, Department of Primary Industries and Regional Development's Shark Response Unit and various local government ranger services.

Supporting activities include 13SURF tasking, operational asset tracking and distress monitoring, incident logging and recording, monitoring of the Emergency Rescue Communications Network, call taking and dispatching, and media coordination. SurfCom is also pivotal in communicating real-time beach safety messaging to the public via Twitter and BeachSAFE.org.au.



13SURF AND ST JOHN AMBULANCE FIRST RESPONDER PROGRAM

13SURF is an emergency services hotline number handled by SurfCom. It provides a direct communication link for external emergency management agencies to Surf Life Saving's first response resources or to request the tasking of relevant lifesaving services to assist during coastal emergencies. External agencies that regularly use the 13SURF program include St John Ambulance and the WA Water Police.

Over the 2020/21 season, 133 calls were received via 13SURF seeking assistance from Surf Life Saving resources to respond to active incidents.

CAPITAL EQUIPMENT SUPPORT PROGRAM

Completing its third year, the Capital Equipment Support Program, supported by the WA Government and delivered through the Department of Fire and Emergency Services, demonstrates the recognition of the value provided by SLSWA's services to the safety of the beachgoing community through facilitating the provision of essential lifesaving equipment to SLSWA's clubs.

In 2020/21, clubs received Side-by-Side vehicles (SSV), Inflatable Rescue Boat (IRB) hulls, outboard engines, and jet skis. Two years remain in the current program.





ROCKINGHAM ABALONE PATROL

ABALONE PATROL RESOURCES



Recreational abalone fishing in WA's West Coast Zone is the world's shortest licenced fishing period, open for up to six hours each season. It is also one of the most dangerous. With around 16,000 recreational licences issued each year, the hugely popular activity sees fishers descend upon the inshore reef around the metropolitan area during the one-hour fishing periods, relying on SLSWA and our clubs to provide critical incident prevention and rescue services.

With assistance from the WA Government's Recreational Fishing Initiative Fund, SLSWA again delivered Abalone Patrol in what was a particularly challenging season due to an increase in the number of planned fishing days from four to five and continued interruptions from COVID-19.

A continued focus on supporting participating clubs and volunteers ensured every fishing session was appropriately resourced to enable implementation of initiatives across the key areas of prevention, rescue, education, research and regulation.

On the back of a successful pilot the previous season, SLSWA continued to deliver advanced lifesaving training courses focusing on rock and reef rescue techniques, including water entries from rock/reef outcrops, jet ski crew procedures and rescue techniques.

This training was supplemented with the purchase and distribution of personal protective equipment for the volunteers, including gloves and booties for use when patrolling on reef platforms and rocks, rescue throw bags and cut away knives to mitigate the need to enter hazardous waters to enact a rescue, and high visibility rash vests to increase the visibility of power craft teams.

Based on resource levels provided across the five sessions and the service expansion between Mettams Pool and Bennion Beach, and Halls Head, the 2020/21 season was the largest thus far. Five clubs hosted patrols across ten locations, while a further 11 clubs provided support through personnel and equipment, which included members travelling from the Mid West and Great Southern regions.

Despite favourable weather conditions, improved fisher behaviour, and high levels of lifesaving resources, two people believed to have been abalone fishing, died with causes not yet known.

SURF SPORTS


**2021
BERNIE KELLY
MEDALLIST
WILL SAVAGE**



Photo credit: Harvpix

Surf sports play a key role in the Surf Life Saving movement and aid in developing the necessary skills to carry out surf lifesaving's core purpose – saving lives.

Annually, thousands of members utilise and challenge their lifesaving skills in a competitive sporting environment by participating in various surf sports events throughout the year.



1,367
SUNSMART
COUNTRY CARNIVAL
COMPETITORS



476
SUNSMART LITTLE
NIPPER CHAMPS
COMPETITORS

KEY EVENTS & ACTIVITIES

SURF SPORTS

The sporting event portfolio involves a full calendar of events across the year including;

NIPPER SPORT		
EVENT	ENTRIES	CHAMPION CLUB
Little Nipper Carnivals (3 events)	1,080	N/A
SunSmart Nipper Carnivals (5 events inc. Metro Qualifiers)	2,804	N/A
SunSmart WA Little Nipper Championships	476	N/A
SunSmart WA Nipper Surf Life Saving Championships	895	Sorrento SLSC
YOUTH/SENIOR SPORT		
EVENT	ENTRIES	CHAMPION CLUB
WA IRB Championships	97	Mullaloo SLSC
SunSmart WA Pool Rescue Championships	-	N/A due to COVID-19
SunSmart WA Endurance Championships	337	North Cottesloe SLSC
SunSmart Senior Carnivals (14 events*)	3,053	N/A
SunSmart Country Carnival	1,367	N/A
SunSmart Country Championships	292	City of Bunbury SLSC
SunSmart WA Masters Surf Life Saving Championships	314	North Cottesloe SLSC
SunSmart WA Senior Surf Life Saving Championships	901	Trigg Island SLSC

*Includes: 3 x SunSmart WA Surf League, 3 x WA Ironman Series, 4 x Senior Carnivals, 4 x Surf Boat Carnivals



KEY EVENTS & ACTIVITIES



WA IRONMAN SERIES

WA IRONMAN SERIES

The new, three-race WA Ironman Series was introduced in 2020/21 as a season pre-cursor and, in the wake of the cancellation of the WA Championships and The Aussies due to COVID, provided an event for athletes to strive for. Kicking off in October, the series tested athlete's surf skills and versatility as they took on the Enduro, Triple Sprint and M-course events. The series proved a great success with 148 competitors from 14 clubs across the three rounds.

SUNSMART WA SURF LEAGUE



In its fourth year, the SunSmart WA Surf League returned in a new format designed to increase participation and provide an opportunity for more clubs to be involved. The new format also aligned with the National Super Surf Teams League and included reduced team size, removal of the surf boats competition, and the addition of a standalone youth (U14 – U17) category. Again, the series proved a great success, showcasing our best surf sports athletes racing in a team format, with rounds held at Trigg Island and Scarborough, and again live-streamed via SLSWA's Facebook page.

Trigg Island Green dominated the open competition taking out all three rounds to claim the overall Open title, with City Rhode-Scholars in second and Mullaloo Blue in third.

City of Perth took a clean sweep in the youth arena, with Trigg Island Green in second and North Cottesloe A rounding out the podium. A special mention to the City of Bunbury youth team, who had an outstanding series finishing fifth overall. The top five teams in both the open and youth competitions shared in \$20,500 prize money.

SURF SQUAD

Another new initiative introduced in 2020/21 was Surf Squad presented by SunSmart. A coaching program for U12 to U15 members, Surf Squad provides aspiring young surf sport athletes, regardless of their club, access to specialised board, surf swimming and Ironman training.



Coordinated by SLSWA's High Performance Officer Andrew Mosel, the training sessions were coached by experienced Western Suns team members and champion athletes Soraya Lee, Matt Colliss, Phoebe Ashworth, Max Hunter, Josh Maurice and Joe Ford.

The program was initially launched in the October school holidays, attracting more than 100 participants from clubs around WA. After the success of the holiday program, the program was expanded into Term Four with weekly sessions at Mullaloo, Fremantle and Port Bouvard.



SURF SQUAD PARTICIPANTS



WESTERN SUNS TEAMS

In WA, we were fortunate to host a nearly complete surf sports season which saw many outstanding performances from our athletes; however, COVID-19 restrictions meant the cancellation of many national events, which resulted in no Western Suns teams touring. Team selections were still carried out to recognise these athletes' performances, based on results throughout the 2020/21 WA surf sports season, focusing on the 2021 SunSmart WA Surf Life Saving Championships.

WESTERN SUNS OCEAN & BEACH INTERSTATE TEAM

Youth Male Athletes

AGE	NAME	CLUB
U17	James Kiely	City of Bunbury
U17	Oliver Brehaut	Trigg Island
U19	Tane Canton	Trigg Island
U19	Patrick Eley	Trigg Island
U19	Max Hunter	Trigg Island
U19	Aaron Gigney	Mullaloo

Youth Female Athletes

AGE	NAME	CLUB
U17	Phoebe Ashworth	City of Perth
U17	Imogen Herrington	City of Perth
U19	Nikita Fredonnet	City of Perth
U19	Harriet Brown	North Cottesloe
U19	Jessica Madden	Sorrento
U19	Alicia Ward	Cottesloe

Open Male Athletes

NAME	CLUB
Matthew Colliss	City of Perth
Daniel Humble	Trigg Island
Will Savage	Trigg Island
Max Anderson Loake	City of Perth
Charlie Rigby	Sorrento
Edward Host	Trigg Island

Open Female Athletes

NAME	CLUB
Soraya Lee	Mullaloo
Macarah Mallis	Trigg Island
Jazmin Shipway Carr	Trigg Island
Sophie Lloyd	City of Perth
Sophie Watts	City of Perth
Alysse Priddis	City of Perth

WESTERN SUNS YOUTH PATHWAY CUP TEAM

Male Athletes

AGE	NAME	CLUB
U17	Kai Marchetto	Trigg Island
U17	Johann Szymanski	North Cottesloe
U17	Sam Meyers	Trigg Island
U15	Jules Fredonnet	City of Perth
U15	Joel Doddy	City of Bunbury
U15	Kristian Seidl	North Cottesloe
U15	Nicholas Collins	North Cottesloe
U15	Tana Wesley	Quinns Mindarie
U14	Jackson Anderson	North Cottesloe
U14	Max Eldon	Cottesloe
U14	Tex Cross	North Cottesloe
U14	Brodie Lee	Mullaloo
U14	Jahkayis Mabbett	Secret Harbour

Female Athletes

AGE	NAME	CLUB
U17	Kate Lockley	City of Bunbury
U17	Mikaela Innocent	Trigg Island
U17	Sophie Baron-Hay	City of Perth
U15	Rubie Turner	North Cottesloe
U15	Lexi Menin	North Cottesloe
U15	Samantha Brigden	Sorrento
U15	Telani Woodham	City of Perth
U15	Megan McCaffrey	City of Perth
U14	Georgina Gray	Trigg Island
U14	Hannah Young	City of Perth
U14	Abbie Loraine	North Cottesloe
U14	Harriet Chin	Sorrento
U14	Amelia Rowe	Mullaloo



WESTERN SUNS BOAT ROWERS TEAM

U19 Male - North Cottesloe Jackals

Jonathon Lee, Zak Red, Harry Stevenson, William Van Dongen, Stephen Coote

U23 Male - City of Perth City Draught

Darcy Donovan, Liam Gassner, Evan McAuliffe, David Wishaw, Patrick Anderson Loake

Reserves Male - North Cottesloe Yeah the Boys

Matthew Mann, William Moore, Jack Varney, James Walsh, David Hunt

Open Male - North Cottesloe Postal

Willis Armstrong, Cameron Fowler, Tom Gatti, Benjamin Gerrad, Jeffery Hegarty

U19 Female - North Cottesloe Young Guns

Lily Denvir, Ruby Fox, Harriet Mann, Georgina Roberts, David Hunt

U23 Female - North Cottesloe Jills

Hayley Clarke, Anna Gunzburg, Gigi Parker, Jessica Walsh, Ian Clarke

Reserves Female - Scarborough Sunsets

Meg Downes, Leah Elliott, Madeleine Elliott, Yasmin George, Mark Irwin

Open Female - North Cottesloe Critical Business

Courtney Aylett, Jacqueline Nock, Lilly Tinapple, Rachel Withoos, Jeffery Hegarty



SUNSMART WA SURF LIFE SAVING CHAMPIONSHIPS



The SunSmart WA Surf Life Saving Championships are the pinnacle events of the year where athletes have the opportunity to showcase their skills across the range of surf sports disciplines. Unfortunately, following the implementation of restrictions around mass gatherings due to COVID-19, a number of the 2020 winter championship events, including the SunSmart Pool Rescue and Surfboard Riding, were cancelled.

SunSmart WA Masters Surf Life Saving Championships

Over 300 athletes representing 20 clubs battled it out at Mullaloo Beach in late February. Making the most of their home beach advantage, Mullaloo finished the day on top ahead of North Cottesloe. However, with the surf boats still to be contested in coming weeks, ultimately, North Cottesloe proved too strong, taking the title 37 points clear of Mullaloo in second and Trigg Island in third.

SunSmart WA Country Championships

Nearly 300 athletes from 13 regional clubs made the journey to Mullaloo Beach in late February to compete in the SunSmart WA Country Surf Life Saving Championships. City of Bunbury's dominance was never in doubt as they took

out their 27th consecutive Country Championship title, in no small part thanks to standout performances from athletes Kate Lockley, who took 12 wins over the weekend, and Joel Doddy, with nine.

Secret Harbour performed strongly to finish in second, and Albany rounded out the podium in third.

SunSmart WA Nipper Surf Life Saving Championships

Following the disappointment of last season's last-minute cancellation, this year's event saw nearly 900 eager Nippers from 22 WA clubs hit Scarborough Beach to contest the 2021 SunSmart WA Nipper Surf Life Saving Championship. Kicking off on Friday evening under the lights of the Scarborough Beach amphitheatre, conditions across the weekend were ideal for the young athletes. Sorrento took the lead early and held on, closing out the weekend with the win, while Trigg Island took second and North Cottesloe rounded out the podium in third, also securing the Handicap Trophy, which recognises the most improved club.

SunSmart WA Surf Life Saving Championships

Following the cancellation of the 2020 championships due to COVID-19 restrictions, the much anticipated 2021 championships saw more than 860 athletes from 22 clubs hit Scarborough beach for some fierce competition. For the first time, the Sunday finals package was live-streamed.

Standout performances over the weekend included Jazmin Shipway Carr (Trigg Island), who won all ski events available to her, including the U21 and Open Single Ski titles, while Charlie Rigby (Sorrento) took out the Open Beach Flags and Beach Sprint. However, 2021 Bernie Kelly Medallist Will Savage (Trigg Island) was the real standout, taking an astounding 14 gold, two silver & three bronze, no doubt playing a significant role in his club successfully claiming Champion Club title at the end of the weekend.

In the Surf Boat arena, North Cottesloe dominated across the weekend, with wins in the U23 & U19 Male and Female Surf Boat, Open Female Surf Boat, Open Mixed Surf Boat Relay, Open & U19 Male and Female Short Course, and Open Male & Female Reserve Grade, a dominance which no doubt aided them in securing both the Champion Youth Club and the Handicap titles.

WA IRB Racing Championships

Postponed due to COVID-19 restrictions, the Championships ultimately took place at Leighton Beach on 24th October. With superb racing all day, Mullaloo dominated the competition to once again successfully defending their title as WA's top IRB racing club, with Scarborough finishing second and Fremantle taking third.



SUNSMART WA SENIOR CHAMPS



SUNSMART WA COUNTRY CHAMPS

THE AUSSIES

The largest surf sports event of its kind, the 2021 Australian Championships' The Aussies', took place in Queensland and saw a small contingent of WA athletes head over to take on the best in Australia over nine exciting days of competition. The WA highlight was undoubtedly Sophie Watts' performance which saw the City of Perth athlete take Gold in the Open Female Beach Sprint.

WA MEDALLISTS

NAME	CLUB	EVENT
GOLD		
Sophie Watts	City of Perth	Open F Beach Sprint
SILVER		
Grace Young	City of Perth	U17 F Champion Lifesaver
Megan McCaffrey	City of Perth	U15 F Beach Sprint
Patrick Eley & Will Savage	Trigg Island	U19 M Board Rescue
BRONZE		
Patrick Eley	Trigg Island	U19 M Board Race
Ben Johnson	Scarboro	U19 M 2km Beach Run
Ben Johnson & Zacariah Coleman	Scarboro	U19 M 2 x 1km Beach Relay
Tana Wesley	Quinns Mindarie	U15 M Beach Flags

Disappointingly, the following athletes made their respective finals but were unable to compete due to the enforcement of COVID restrictions: Max Hunter, Nikita Fredonnet, Oliver Brehaut, Max Anderson-Loake, Johann Szymanski, North Cottesloe Critical Business & the North Cottesloe Jackals

AUSTRALIAN LIFE SAVING TEAM

Congratulations to WA athletes Charlie Rigby (Sorrento), who was selected in the Australian Lifesaving Team Squad, Sophie Watts (City of Perth), who was named in the Pathways Squad, and Megan McCaffrey (City of Perth) and Tana Wesley (Quinns Mindarie), who were named in the Australian Life Saving Youth Talent ID Squad.



ATHLETE: SOPHIE WATTS

NIPPERS & YOUTH



161
YOUTH LEADERS
PROGRAM
PARTICIPANTS



6.5%
INCREASE IN
YOUTH MEMBERS



10%
INCREASE
IN NIPPERS

WOODSIDE NIPPERS

The 2020/21 season was another successful one for our Woodside Nippers program, which saw a 10% growth in participation, bringing us to a total of 8,634 enrolled Nippers across WA. Eighty per cent of our clubs experienced growth in their program, in particular our south west clubs.

Completing its second year, the partnership with Woodside once again enabled us to provide every participating Nipper with a free uniform pack, including a wide-brim hat, safety rash vest and age group skull cap.

Another key element of the Woodside partnership is the Club Partnership Fee. This sees every club receive an annual payment to assist in delivering the program.

Thanks to a Lotterywest Grant, which last season saw every club receive a fully equipped Woodside Nippers' equipment trailer, we were able to distribute five nipper boards and a quantity of water safety rash vests to each club to further resource delivery of the program.

YOUTH PROGRAM

Surf Life Saving WA's Youth Program, which incorporates the Youth Program Pathways and Youth Leaders Program, provides a range of suggested activities across lifesaving, training, surf sports and leadership, which assist clubs in delivering a more structured program on Sunday mornings.

With continued investment in our Youth Program, it was particularly pleasing to see a 6.5% increase in youth members in the 2020/21 season.



NIPPERS & YOUTH

YOUTH DEVELOPMENT CAMPS

Run over the summer school holidays, our hugely successful Rise-Up and TOAD camps remain an important component of our youth programs. These camps help build inter-club friendships and provide opportunities for participants to develop leadership and interpersonal skills essential to success in Surf Life Saving and day to day life.

This season, the TOAD (Teamwork, Opportunity and Development) Camp, held at Rottnest Island, had seventy-one U14 & U15's from 28 clubs in attendance, all of whom gained their Radio Operators Certificate whilst on camp.

The Rise Up Camp, held in Pemberton, was run at full capacity with forty-eight U17 members from 28 clubs. Attendees had the opportunity to gain their Advanced Resuscitation Certificate whilst on camp.

We are grateful to the Scottish Masonic Charitable Foundation of WA, which has been a supporter of these camps and our youth programs for many years.

YOUTH PROGRAM PATHWAYS

The 2020/21 season saw the development of several new courses designed to introduce youth members to the various pathways available to them as they progress through Surf Life Saving. The Youth Trainers, Youth Age Managers, Youth Coach and Youth Event Producer Programs were introduced, alongside the very popular Youth Officials Program, which has been running successfully for several seasons. In total, there were 338 registrations across the five programs.



YOUTH LEADERS PROGRAM

Overarching the Youth Program Pathways is the opt-in Youth Leaders Program, designed to recognise and reward youth members for their involvement in Surf Life Saving activities. The 2020/21 season saw 161 registrations into the program; double the number achieved the previous season.

There was also a significant increase in the achievement of the three levels of the program, namely Bronze, Silver and Gold. Ninety-four youth members obtained Bronze, 40 Silver and 23 Gold. Those who achieved Gold had completed over 230 volunteer hours during their period as a youth member, a highly commendable achievement.

YOUTH LEADERS PROGRAM GOLD RECIPIENTS

Congratulations to the following youth members who received their Gold Level Certificate at the 2021 Nipper and Youth Awards presented by the Scottish Masonic Charitable Foundation of WA;

- Imogen Ashworth (City of Perth)
- Phoebe Ashworth (City of Perth)
- Lawson Baker (Esperance Goldfields)
- Sophie Baron-Hay (City of Perth)
- Amalie Haar-Bellekom (Trigg Island)
- Jack Hadley (Fremantle)
- Tayla Jones (Secret Harbour)
- Zara Kok (Trigg Island)
- Samantha Lourey (Trigg Island)
- Ebony Millar (Yanchep)
- Jasmine Noorman (Secret Harbour)
- Jonah Okines (Trigg Island)
- Kallan Parsons (Trigg Island)
- Annika Rasmussen (Mullaloo)
- Ayesha Razvi (City of Perth)
- Lucas Walker (Trigg Island)
- Grace Young (City of Perth)



YOUTH OFFICIALS



NIPPER SPORT

TRAINING & EDUCATION



Surf Life Saving WA is committed to educating the broader community on coastal safety through training, education and public awareness programs designed for children, parents, school groups, multicultural, and at risk groups. Delivered by our fully trained surf lifesavers who are familiar with the coastal environment and the unique challenges it presents, all revenue generated through these programs is invested back into the organisation to support our clubs and members across WA.

We also continuing to educate and upskill our volunteer members to save lives and, as a Registered Training Organisation (RTO) deliver a range of industry leading, accredited and non-accredited first aid courses and lifesaving programs to both members and the WA community.



ROOKIE LIFEGUARD IMMERSION PROGRAM

2020/21 COVID DISRUPTIONS

The start of the 2020/21 season was significantly impacted by COVID-19 restrictions already in place as the season commenced, the most severe of which did not allow the delivery of any volunteer training deemed non-essential. As restrictions eased, training was able to re-commence, albeit with adjustments to meet the COVID-19 compliance requirements.

Regular communication with trainers throughout the season provided clarity and up-to-date advice on how the ongoing changes to restrictions would impact training delivery, while alternatives were offered to ensure compliance with government and industry guidelines.

MEMBERS

TRAINING & EDUCATION

MEMBER AWARDS


Despite the setback of COVID-19 restrictions, SLSWA Trainers and Assessors completed 3,057 awards during the 2020/21 season. This included 812 new Bronze Medallion awards and 645 Surf Rescue Certificates, both an increase on the previous season, while other key awards remained comparable to last season's results.

These results include awards that were completed in late 2020 after the initial assessment dates were cancelled due to the COVID-19 lockdown in March 2020. Most candidates from these affected courses completed their training at the start of the 2020/21 season.



812

**NEW BRONZE
MEDALLIONS**



3,057

**MEMBER
AWARDS**

MEMBER AWARDS 2020/21

AWARDS ALLOCATED FROM MAY 2020 - APRIL 2021	TOTALS FOR THE YEAR 2020/21
Surf Rescue Certificate	645
Bronze Medallion	812
Advanced Resuscitation Certificate	406
First Aid Certificate	133
Resuscitation Certificate	11
Pain Management Certificate	21
Gold Medallion Advanced Lifesaver	6
Silver Medallion Beach Management	64
IRB Crew Certificate	174
Silver Medallion IRB Driver	63
RWC Operator	46
SSV Operator	20
Radio Operator	87
Training Officer Award	68
Training Officer - Bronze Medallion	14
Training Officer - IRB	7
Assessor Award	28
Assessor - Bronze Medallion	15
Assessor - IRB	4
Other Trainer, Assessor, Facilitator Awards	16
Drone Patrol Operator	36
Nipper Rescue Certificate	381



ROOKIE LIFEGUARD PROGRAM

In 2020, the Lifeguard Academy was created to provide opportunities and a structured pathway for members interested in moving into paid employment in the professional services, including Lifeguarding, Support Operations, and Westpac Life Saver Rescue Helicopter Crew.

The first initiative of the Lifeguard Academy was the Rookie Lifeguard Program for members aged 16-17 years, which saw Rookies gain exposure and skills directly related to employment as a Lifeguard.

The week-long program offered training in advanced lifesaving, surf skills, and fitness, in addition to lifeguard and emergency first response experiences. The inaugural program launch saw the 30 available positions sold out within minutes of registrations opening.

Upon successfully completing the program, Rookies officially graduated, with the top 10- graduates invited to participate in a week-long immersion program within SLSWA's Lifeguard services, with on-the-job mentorship.

Following the overwhelming success of the initial program, we look forward to expanding on the initiative in the coming years.

ROOKIE LIFEGUARDS IMMERSION PROGRAM

- Aron Cook
- Mark Dropulich
- Nyah Gray
- Kalani Locke
- Joel Lucas
- Ella McCullagh
- Jasmine Noorman
- Benjamin Snook
- Katie Waddell
- Cooper Whiting



ALKIMOS BEACH SCHOOLS CARNIVAL

COMMUNITY

FIRST AID TRAINING



12,029
**FIRST AID TRAINING
PARTICIPANTS**

At the commencement of the 2020/21 year, all training and education activities continued to be affected by COVID-19 lockdowns and restrictions, which had significant implications for training delivery during May through July, with all courses initially postponed.

In alignment with government guidelines, only essential services continued to operate, with training carried out under strict protocols. Several adjustments and options were made available during this period to enable First Aid training delivery that complied with Vocational Education and Training (VET) and physical distancing requirements. This included using full-body manikins for patient simulation to comply with physical distancing and simulated breathing to avoid mouth-to-mouth contact with manikins.

As restrictions eased, training for the wider community resumed; however, several government guidelines and adjustments were still in place. From August, apart from a couple of abrupt lockdown periods that had a notable short-term effect on course delivery and bookings, most training could be delivered whilst continuing to observe government requirements.

LIFE SKILLS FOR LIFE

The Life Skills for Life program delivers interactive introductory training that provides students in years 5-7

with the knowledge, confidence and skills to respond in an emergency, engaging students through hands-on activities using CPR manikins and a training defibrillator to simulate real-life emergencies.

In 2020/21, approximately 1,300 students participated in the program, which included the delivery of Life Skills for Life to Out of School Hours (OSH) holiday programs.

SURF SURVIVAL AND BEACH ACTIVITIES

These school programs deliver on-beach training activities that teach students vital skills, including negotiating the surf break, recognising rips and hazards associated with the beach and ocean, and of course, where to swim safely.

Delivered by qualified SLSWA surf lifesavers, many schools took part in the program. More than 1,000 students regularly attended the weekly sessions, culminating in a carnival-style activity, using their newfound skills and confidence.

SURF LIFE SAVING CADETS

SLSWA's Cadets is an in-school program delivered for students aged 13 to 17. The program provides an opportunity for students to learn how to become a lifesaver by participating in a range of activities and courses, including Community Surf Rescue Certificate, Provide First Aid and for some participants, the Bronze Medallion.

SLSWA currently has seven cadet units operating in schools, with over 200 students participating in the 2020/21 season..

COMMUNITY

TRAINING & EDUCATION

BEACHSAFE COMMUNITIES

Entering its seventh year, our partnership with Lendlease and Development WA continues to provide the residents of Lendlease's Alkimos Beach and Alkimos Vista Estates with access to a range of beach safety and first aid programs throughout the year. We welcomed the extension on our partnership for another two years, taking us to 2023.

Our programs run from the beach, local schools, community centres, and the Alkimos Surf Life Saving Club. The scorecard below outlines the significant engagement seen over the 2020/21 season.

BeachSAFE Program Scorecard



SEASON 2020/21
(JUNE 2020 TO JUNE 2021)



1,000 homes currently occupied
in Alkimos Beach & Alkimos Vista



2,578 people were
engaged in a BeachSAFE
program at Alkimos Beach &
Alkimos Vista this year

COMMUNITY PROGRAMS



Sprout Hub, Pop Up Library
and Alkimos Beach



232 adults and children
developed their skills in a
community based program

102 SurfBabies and SurfKids / 2 - 7 year olds

18 Holiday Nippers / 7 - 13 year olds

108 HLTAID003 Provide First Aid certificates

4 HLTAID001 Provide CPR certificates

SCHOOL PROGRAMS



St James' Anglican School, Alkimos
Beach Primary School, Surf Life
Saving Facility and Alkimos Beach



1,235 students from
St James' and Alkimos Beach
Primary School completed
BeachSAFE programs

547 Surf Survival

41 HLTAID003 Provide First Aid certificates

61 HLTAID001 Provide CPR certificates

8 Community Surf Rescue certificates

578 Surf Life Saving Carnival



750

Alkimos Beach PS students from K-Yr6 experienced the
visit from the Westpac Life Saver Rescue Helicopter.

ALKIMOS SURF LIFE SAVING CLUB PROGRAMS



Alkimos Surf Life Saving
Facility and Alkimos Beach



38 members registered
for various Youth Program
Pathways

2 Bronze Medallions awarded

1 Surf Rescue certificate

6 Age Manager certificates

7 Nipper Rescue certificates



307 people became
members of Alkimos Surf
Life Saving Club

151 Nipper Members / 5 - 12 year olds

156 Senior Members / 13 +

COASTAL DROWNING RESEARCH

DROWNING OVERVIEW



OVERALL

- 21 coastal & ocean drowning deaths
- No increase on previous season



DEMOGRAPHICS

- 95% were male
- 28% were in the 70–79-year stage of life



TIME

- 52% occurred between 9am and 5pm
- 57% occurred in the afternoon (12pm–6pm)
- 57% occurred during the week Mon to Fri
- 67% occurred in spring & summer



ACTIVITY

- 29% related to boating
- 19% related to swimming/wading
- 14% related to watercraft



CONTRIBUTING FACTORS

- 19% with known medical conditions
- 14% known to be drugs/alcohol related



LOCATION (REGIONS)

- 38% occurred in the Perth Metropolitan area
- 29% occurred in a remote area

[^]Remote location: coastal areas including the North coast: Pilbara to Kimberley, the Gascoyne coast and Goldfields-Esperance coastline.

The table below summarises the previous 3 seasons of coastal and ocean drowning deaths in WA.

1 JULY – 30 JUNE	COASTAL DROWNING DEATHS	OCEAN DROWNING DEATHS	TOTAL
2020-21	17	4	21
2019-20	21	0	21
2018-19	8	5	13

These deaths are classified as either coastal or ocean, based on the distance from the shoreline, and figures are correct as of 1 July 2021. However, pending the outcome of ongoing coronial investigations, this data may be amended. Figures may also differ to previous annual reports due to pending coronial investigations and differing reporting period.

Coastal drowning death: Where the location of the drowning is on the coast, in the ocean up to 3NM offshore or inland up to five times the width of the inlet/river

Ocean drowning death: where the location of the drowning is in the ocean between 3NM and 12NM (the Australian territorial water limit).

SLSWA collects and analyses coastal drowning data to identify trends and support evidence-based decision making for drowning prevention efforts. Data is collected through media monitors and confirmed through the National Coronial Information System (NCIS).

While the figure of 21 remains the same as the previous year, it is still above the average and remains far too many, and we will continue to work towards a goal of zero preventable drowning deaths off our coast.

However, we must recognise that this figure would be significantly higher were it not for the rescues performed by our lifesaving services in 2020/21.

According to the 2018 Cost Benefit Analysis of Surf Life Saving in WA, 5% of Total Rescues* would have resulted in a fatality. This means that, without the 1,321 Total Rescues performed in WA across the 2020/21 season, the number of coastal and ocean drowning deaths would have potentially risen by a further 66 fatalities.

**Total rescues = Rescues + (Preventative Actions x 1%)*

EVENTS



COASTAL BRAVERY AWARDS

- PRESENTED BY SURF LIFE SAVING WA -

The Coastal Bravery Awards presented by Surf Life Saving WA aim to recognise and celebrate those who display selflessness and bravery whilst endeavouring to save the life of another on the West Australian coast.

Awards nominations come from community members, emergency service agencies and SLSWA's own lifesavers, and an appointed committee with expertise in coastal safety and rescue and coastal conditions assess each nomination against rigorous criteria.

Nearly 150 guests joined Master of Ceremonies Monika Kos for the 2021 Coastal Bravery Awards ceremony on Friday, 8 May, as forty-one individuals were recognised for their acts of bravery performed on the WA coast. Recipients included everyday citizens, members of the WA Police, and several SLSWA members and youth.

We were delighted to have Mr Stuart Aubrey MLA, Member for Scarborough and Scarboro Surf Life Saving Club member, representing the Hon. Reece Whitby MLA, Minister for Emergency Services, presenting each recipient with their medallion and framed certificate.

Gold Medallion for Exceptional Bravery

Justin Wilson
Alex Oliver
Jess Woolhouse
Fr. Liam Ryan

Bronze Medallion for Courage - Youth Award

Kirby Jackson
Mia Bennett
Cole Johns
Jack Cocking
Josh Price
Nick Gleeson

Silver Medallion for Bravery - Citizens Award

Jessica Varney
Sean Roman
Simon Harrison
Aaron Freedman
Jac Coltman
Dan Moore
Ken Goatley
Gavin Fasey
Jeff Fitzpatrick
Ewan Cameron
Barry Smith
Lachlan Rutherford
Rory Elliot

Silver Medallion for Bravery - Emergency Services Award

Senior Constable Michael Kelly
Senior Constable Jennifer Boyle
Detective Senior Constable Aaron Ogg
Senior Constable Shane Byers
Senior Constable Daniel O'Keeffe
Detective First Class Constable Haydn Counsel
Detective Senior Constable Christopher Fuller
Senior Constable Jason Jones
Senior Constable Wade Barndon
Senior Constable Lorne Buchan
Detective Senior Constable Shaun Francis
Senior Constable Richard Haxholdt
Senior Constable Chris Holley
Senior Constable Kenn Flatt

Silver Medallion for Bravery - Lifesavers Award

Patrick Williams
Bonnie Varga
Jake Fisher
Jochen Beranek

LIFE & SPORTING HALL OF FAME MEMBER DINNER

After a break in 2020 due to COVID-19, we once again hosted the annual SLSWA Life and Sporting Hall of Fame Member Dinner at Scarboro Surf Life Saving Club over the weekend of the SunSmart WA Senior Surf Life Saving Championships.

Hosted by Surf Life Saving WA President Craig Smith-Gander, this event continues to provide a fantastic opportunity for the stalwarts of Surf Life Saving in WA to catch up, reminisce and hear about the activities and achievements of the organisation over the past year.

2020 SLSA AWARDS OF EXCELLENCE

While COVID-19 restrictions saw the cancellation of the in-person awards ceremony, members from across the country came together for an online event on Saturday 7 November 2020, where 13 awards were presented across the lifesaving, sport and education categories.

A huge congratulations to the five WA members who successfully took out the national titles in their respective categories and congratulations to the other finalists who represented WA with pride.

2020 SURF LIFE SAVING AUSTRALIA AWARDS OF EXCELLENCE

WINNERS

Assessor of the Year

Graham Sharpe – Swanbourne Nedlands SLSC

Coach of the Year

Andrew Ridley – Sorrento SLSC

Community Program of the Year

Multicultural Surf & Beach Safety Program – Fremantle SLSC

Trainer of the Year

Bernadette Flint – Mullaloo SLSC

Youth Lifesaver of the Year

Campbell Shaw – North Cottesloe SLSC

EVENTS

2021 Surf Life Saving WA NIPPER & YOUTH AWARDS

presented by



More than 80 outstanding young individuals were recognised for their achievements across a range of areas, including lifesaving, surf sports and training at Surf Life Saving WA's annual Nipper & Youth Awards presented by the Scottish Masonic Charitable Foundation of WA, held in April this year.

This was the first in-person ceremony for the Nipper & Youth Awards, with the inaugural 2020 event being held online due to COVID-19 restrictions.

In addition to the five major category winners, 16 other outstanding individuals were also recognised for their attainment of Gold Level in the Youth Leaders Program, which required them to have accumulated more than 230 volunteer hours during their period as a youth member, demonstrating significant commitment and dedication across multiple seasons.

Congratulations to all recipients, finalists and winners, who are great young ambassadors for their clubs and show the future is bright for Surf Life Saving in WA.

A special thank you goes out to our presenting partner, the Scottish Masonic Charitable Foundation of WA, whose support of SLSWA's youth members is invaluable.

WINNERS

Nipper of the Year

Annabel Hurst - Cottesloe SLSC

Youth of the Year

Annika Rasmussen - Mullaloo SLSC

Youth Official of the Year

Annika Rasmussen - Mullaloo SLSC

U15 Lifesaver of the Year

Leah Purcell - Fremantle SLSC

Surf Sports Champion

Isabella Neervoort - Trigg Island SLSC



ANNABEL HURST



ISABELLA NEERVOORT



ANNIKA RASMUSSEN



LEAH PURCELL



NIPPER CLUB ACHIEVERS



YOUTH CLUB ACHIEVERS

Surf Life Saving WA Awards of Excellence

2021 WINNERS

More than 520 attendees representing WA's 31 surf life saving clubs, as well as corporate and government partners, packed out Crown Ballroom for the 2021 SLSWA Awards of Excellence, celebrating the hard work and achievements of our members across the year.

Trigg Island Surf Life Saving Club had an outstanding year, resulting in the club and its members taking out seven of the top gongs, including the coveted Lavan Club of the Year title, along with a cheque for \$10,000.

Three of Trigg Island's wins were thanks to star athlete Will Savage who was named Youth Athlete of the Year, Bernie Kelly Medallist and was one half of the duo named Surf Sports Team of the Year with fellow club mate Patrick Eley.

Congratulations to all the finalists and medallists on the evening and thank you to the dedicated committees and judges who worked hard behind the scenes to consider and assess each submission.

President's Medal

Billy Prinsloo - Yanchep SLSC; and
Ron Morris - Sorrento SLSC

Sporting Hall of Fame Inductee

Brendon Sarson - Cottesloe and Trigg Island SLSC

Age Group Manager of the Year

Hayden Marchetto - Trigg Island SLSC

Assessor of the Year

Jeff Medcalf - Albany SLSC

Bernie Kelly Medal

Will Savage - Trigg Island SLSC

Coach of the Year

Matthew Bowbridge - Trigg Island SLSC

Community Program of the Year

Silver Salties - Binningup SLSC

Lifesaver of the Year

Jay Morgan - Fremantle SLSC

Official of the Year

Garry Bunford - Sorrento SLSC

Open Athlete of the Year

Sophie Watts - City of Perth SLSC

Support Operations Volunteer of the Year

Byron Bird - Albany SLSC

Surf Sports Team of the Year

Trigg Island U19 Male Board Rescue - Patrick Eley, Will Savage

Trainer of the Year

Garry Williams - Secret Harbour SLSC

Volunteer of the Year

Luke Bishop - Swanbourne Nedlands SLSC

Woodside Nippers Club of the Year

Sorrento SLSC

Woodside Nippers Program Coordinator of the Year

Kevin Duguid - Trigg Island SLSC

Woodside Nippers Program Volunteer of the Year

Abilo 'Billy' Ferreira - Mandurah SLSC

Youth Athlete of the Year

Will Savage - Trigg Island SLSC

Youth Lifesaver of the Year

Nicholas Graydon - Secret Harbour SLSC

Young Volunteer of the Year

Dylan Higgins - Mandurah SLSC

Patrol Club of the Year (IT Birstwistle Trophy)

Fremantle SLSC

Lavan Club of the Year (Reg Trigg Memorial Trophy)

First - Trigg Island SLSC

Second - Swanbourne Nedlands SLSC

Third - Fremantle SLSC

MARKETING & COMMUNICATIONS

Swim between the red and yellow flag

We're watching over your beach this summer

Before you visit your beach, visit mybeach.com.au



WESTERN AUSTRALIA



WOODSIDE NIPPERS CAMPAIGN



SUMMER CAMPAIGN



SUMMER CAMPAIGN

The Surf Life Saving brand is an iconic Australian image held in high regard; the red and yellow uniform and flags an instantly recognisable and trusted presence on the coast.

This iconic imagery is at the forefront of all marketing and communications activities as SLSWA continues to grow community awareness of the organisation's role in educating the beach going public and providing a vital community service.

MARKETING & COMMUNICATIONS



18%
FOLLOWING
INCREASE



11%
FOLLOWING
INCREASE



67,312
SOCIAL MEDIA
FOLLOWERS



3.6%
INCREASE



26% USERS INCREASE
MYBEACH.COM.AU

36% USERS INCREASE
NIPPERSWA.COM.AU

MARKETING ACTIVITIES

Two key campaigns delivered in the 2020/21 season were for our Woodside Nippers registrations and our summer safety campaign, featuring our Westpac Life Saver Rescue Helicopter Service.

Assisting to drive growth in membership at our clubs, the Woodside Nippers campaign continues to have a strong presence in the market in the lead up to season registrations. Last year's campaign included a range of outdoor media, including billboards and bus sides, along with digital elements, including Facebook advertising. All marketing collateral and resources were provided to clubs to leverage campaign activity through their communications channels and help build brand recognition. The nipperswa.com.au website experienced a 36% increase in visitation from the previous season, while we saw a 10% increase in Woodside Nipper registrations.

This year, we launched our new summer campaign creative featuring our Westpac Life Saver Rescue Helicopter Service. Building on the beach safety messaging of previous years, the campaign aimed to raise awareness of the service and its essential role in coastal safety. The campaign, delivered across radio, print, outdoor (including billboards and bus sides) and digital mediums, directed people to the service webpage, which experienced an 843% increase in visits on the previous year. We also continued to promote the enduring "swim between the flags" message across the peak summer holiday period.

COMMUNICATIONS

Digital channels, including our websites and social media channels, play a central role in our communications strategies to share information with members and the WA community. We continue to experience positive organic growth across our social media channels and in visitation to our websites.



We once again live-streamed key surf sports events, including the SunSmart WA Surf League, and for the first time this year, the finals action from our SunSmart WA Surf Life Saving Championships on our Facebook and YouTube channels, generating significant traffic and views.

We regularly communicated with clubs, members and stakeholders via a range of eNewsletters. This includes our weekly Club News to club administrators and committees, the monthly members' My Beach News, and our in-season Nipper News eNewsletter to all our Woodside Nipper families.

We also continued refining our communications to ensure we provided relevant, timely and quality information to our audience segments. In particular, our youth members received specific communications highlighting opportunities available to them across the year. These communications were instrumental in driving growth and engagement in this key demographic.

MEDIA AND PUBLIC RELATIONS

We continue to proactively engage with local and state media, regularly disseminating stories and information to highlight the achievements of our organisation, our clubs and our members across the breadth of our activities.

We distributed numerous media releases and video news releases throughout the year, targeting local and state media outlets, which saw us generate significant coverage across print, television, and radio outlets. This included excellent coverage for events such as our annual Coastal Bravery Awards, Nipper & Youth Awards, and our SLSWA Awards of Excellence.

FUNDRAISING



For every beach rescue, dedicated surf lifesavers spend hours on and off the beach, gaining the skills they need to face any emergency. The funding received from generous community members helps our local lifesavers save lives and keep our WA community safer on the beach and in the water.

Donors to SLSWA help provide essential resources, first aid and surf rescue training; leadership training to develop promising young lifesavers into skilled and confident patrol leaders and club managers; and support training for specialised equipment such as jet skis and surveillance drones that are now an integral part of our lifesaving services.

Thank you to all donors for the lives you've helped save this year.

WINTER APPEAL

The Winter 2020 Appeal called for supporters to help our volunteer surf lifesavers to be ready to save lives at any time. Because of the generous response to this appeal, our volunteer surf lifesavers can continue to keep people safe on West Aussie beaches with the equipment, first aid training and resources they need to face any situation.

The cost of first aid training



\$705

Cost of training one lifesaver



\$10,000

Minimum amount to set up a Club with first aid equipment



\$1,500

Cost to maintain basic first aid equipment for one club per year



2,145

West Aussies receive first aid from lifesavers each year

1,350

lifesavers are trained each year in WA



FUNDRAISING

FUNDRAISING & PARTNERSHIPS

SUMMER APPEAL



The focus of our summer appeal was the new SLSWA Development Centre. Situated in Margaret River, this facility will become a 'home away from home' where volunteers from clubs across WA can come together, connect, share

knowledge and train. It is where our young volunteers can gain the skills necessary to step up as the next generation of leaders for our wonderful movement.

The support of donors to the SLSWA Development Centre project will have a lasting impact, helping to unite our community and support the training and development of volunteer lifesavers for generations to come.

BEACH CHAMPIONS



Our committed monthly supporters are a crucial part of our lifesaving team, keeping beachgoers safe and protecting our fabulous West Aussie way of life.

In late 2020, a special new community named "Beach Champions" was created for these supporters to truly reflect exactly what they are.

Being able to rely on our Beach Champions regular support means that we can plan for vital lifesaving equipment and training, and invest in innovative equipment to save lives. We thank our current and past Beach Champions for going above and beyond to keep people safe on our WA beaches.

BEACHSAFE STREET APPEAL



The BeachSAFE Street Appeal remains a significant annual fixture in SLSWA's fundraising calendar. Last year for the first time, the street appeal was combined with an online BeachSAFE Giving Day on 4 December 2020, providing an additional avenue for community members to give.

These appeals provide an opportunity for our surf life saving clubs to connect with their local communities to support Surf Life Saving in WA at a time of year when beaches and the vital service clubs provide for our communities are front of mind.

Clubs took to the streets and social media to raise almost \$27,000 and awareness of the important role of Surf Life Saving in the community.

WAVE OF THE FUTURE

Thank you to the wonderful members of our Wave of the Future community who leave a lasting legacy of a gift in their Will.

Thanks to their generosity, we know we will always have enough funds on hand for our volunteer lifesavers to undergo training in and out of the water. They also give us the ability to plan and to make sure our equipment is always up to date, and our surf lifesavers have everything they need to provide emergency first aid and save lives year after year.

A gift in a Will can be made to SLSWA for the benefit of state-based projects or through SLSWA but directed to a specific surf life saving club to support local initiatives.



BOARDIES DAY



We were honoured to once again have support from many schools, businesses and individuals who organised a Boardies Day to support their local surf life saving club and SLSWA. Boardies Day is as easy as picking a day, registering an event, planning fun activities and getting everyone involved. All registered participants have access to a range of resources, beach safety plans, and tips to support fundraising activities.

One exciting event was our first community-wide Boardies Day. Community members turned up proudly wearing their favourite boardies to raise funds with a car wash, bubble mania session, face painting and a sausage sizzle to support volunteer surf lifesavers.



PARTNERSHIPS

The dedication of SLSWA members is matched only by that of our extraordinary partners, whose collective commitment and passion for Surf Life Saving in WA enables us to focus on what we do best – saving lives. We thank them for their continued and valued support.

NATIONAL PARTNERS

AMPOL

In December 2020, it was fantastic to welcome Ampol on board as a new Major National Partner of Surf Life Saving Australia. The partnership sees two iconic Australian brands join forces to help deliver safer beaches and save lives. It underpins Ampol's commitment to being a positive contributor in the communities where it operates and using its scale, network and employee base to improve the lives of all Australians.

DHL

As a Major National Partner of Surf Life Saving Australia, DHL has been helping surf lifesavers deliver safer beaches since 2003. DHL is the global market leader in the logistics and transportation industry and shares many core values with Surf Life Saving Australia, including speed, passion and a can-do attitude.

ISUZU UTE

In 2021, Surf Life Saving Australia was proud to welcome Isuzu UTE Australia as a Major National Partner and the Official Automotive Supplier of Surf Life Saving Australia. We are looking forward to building on this partnership as they support our lifesaving services around Western Australia and Australia.

WESTPAC

Westpac has been proudly partnering with Surf Life Saving Australia for over 40 years through their support of the Westpac Life Saver Rescue Helicopter Service, including our WA services based out of Fremantle and Busselton.

HOLDEN

While the Holden partnership with Surf Life Saving Australia came to an end in 2020, we were fortunate to have enjoyed the support of this iconic Australian organisation, which shared a commitment to supporting our fellow Australians, both on the road and at the beach.

NATIONAL PARTNERS



STATE PARTNERS





STATE PARTNERS

MAJOR PARTNERS

HEALTHWAY

Healthway is a long-standing supporter of SLSWA, promoting the SunSmart message by sponsoring our year-round calendar of surf sport events, including the SunSmart WA Surf Life Saving Championships and the SunSmart WA Surf League. The SunSmart message is important for our surf lifesavers and membership, and we are grateful for their continued support.

WESFARMERS

Jet skis are a vital frontline workhorse in surf lifesaving operations in WA for both emergency response and patrol work. Wesfarmers have supported our Jet Ski Program since 2008. This support has enabled the growth and expansion of this important service, allowing for the placement of new teams at even more locations along our WA coast.

WOODSIDE

Woodside continues to be a strong supporter of our organisation, having come on board as safety partner in 2012, providing essential safety equipment for our lifesavers and supporting the development and enhancement of our beach camera network. In 2019, this support extended to include the Woodside Nippers program, helping train our lifesavers of the future.

GOVERNMENT OF WESTERN AUSTRALIA

SLSWA receives significant support from the WA Government by way of service agreements and grants through the Departments of Premier and Cabinet; Local Government, Sport and Cultural Industries; Primary Industries and Regional Development; and Fire and Emergency Services, which assists in the delivery of a range of services and capital equipment projects.

Lotterywest also provides invaluable support to SLSWA and many of WA's surf life saving clubs, assisting with grants for vital infrastructure and equipment needs.

COMMUNITY PARTNERS

LENLEASE

Thanks to the highly successful and innovative partnership with Lendlease and Development WA at Alkimos Beach and Alkimos Vista, every resident of these estates is provided free access to our beach safety education and awareness programs run from the local schools, community centres and the Alkimos Surf Life Saving Club.

SCOTTISH MASONIC CHARITABLE FOUNDATION OF WA

The Scottish Masonic Charitable Foundation has long supported our youth members through their generous support of our highly popular Rise Up and TOAD summer camps and Youth Programs. In recent years, this support has extended to include presenting partners of our Nipper & Youth Awards.

SUPPORTING PARTNERS


ENGINE

SLSWA is proud to have Engine as the official apparel partner of our Western Suns state representative teams and our preferred supplier of swimwear and apparel.

LAVAN

Thanks to Lavan, who continue to generously support our annual SLSWA Awards of Excellence through their sponsorship of the Lavan Club of the Year category.





RECORDS, RESULTS & FINANCIALS

CONTENTS

Board of Directors SLSWA Staff & Patrons	40 - 41
Corporate Governance	42 - 43
Officials	44
Trainers, Assessors and Facilitators	45 - 46
Surf Sports Results: Seniors	47 - 51
Surf Sports Results: Little Nippers	52
Surf Sports Results: Nippers	53 - 55
Financial Report	56 - 76

BOARD OF DIRECTORS

Craig Smith-Gander AM – President

Elected as President of SLSWA in August 2014. Craig is a former president of North Cottesloe SLSC and a life member of the club. He is a past Chair of Surf Sports for SLSWA and past member of the Australian Surf Sports Advisory Board. He is a Director of Surf Life Saving Australia.

Craig is the owner and Managing Director of Kwik Logistics, Director of the Future Force Foundation and Chairman of the Western Roads Federation. Craig has had a lifetime involvement in sport, including hockey and surf boats at elite level, and competed in Australia and overseas in cycle road racing. He played plenty of rugby union in the Army and has tried his hand at pretty much every sport available. Craig continues to cycle and competes as a sweep in surf boat competitions.

Jarod Stone

Appointed to the SLSWA Board in May 2012. Jarod is a Chartered Accountant who has worked in the accounting and finance industry for more than two decades. Jarod has previously worked with Ernst & Young, Gooding Partners Chartered Accountants and spent time working in the UK and Europe. Since returning to Perth in 2004 he worked in private family offices for nine years and was most recently Financial Controller at Wabtec Control Systems. Over that time, he has gained experience across industries such as television and film production, aviation, domestic and international property, commercial aquaculture, construction, corporate healthcare, finance, rail communications and labour hire. Jarod is currently the Chief Operating Officer at Hoppr Ltd, a startup specialising in ad placement technology, a Director and Shareholder of Clear Corporate Solutions, an outsourcing company focused on finance and administrative placements, and is a Director of the Azure Capital Foundation.

Garry Williams CSM

Appointed to the SLSWA Board in April 2013. Garry and his family (Megan, Andrew and Jessica) are all active members of Secret Harbour SLSC, having joined the club in 2005, with Garry and Megan being life members of the club. Garry is the clubs RWC Officer and Youth Involvement Program Coordinator. He is a trainer, assessor, competitor and official with a passion for the ongoing development of our youth as not only lifesavers but as future leaders in our community. He was awarded SLS's National Volunteer of the Year in 2009.

Garry is an Aeronautical Engineer, a serving member of the Royal Australian Navy and has significant Heavy Lift Helicopter Aviation Engineering Experience both in embarked Navy Frigates and ashore in Naval Aircraft Squadrons. He is a recipient of the Defence Conspicuous Service Medal for meritorious achievement and devotion to duty. Garry has extensive leadership and project management experience gained through his work in Defence and is currently the Navy Project Manager for the integration of the Navies Sea Hawk (MH60 Romeo) Helicopters into the Navies ANZAC Class Frigate.

Chris Brien

Appointed to the SLSWA Board in August 2014. Chris has been an active patrolling surf lifesaver since 1991, upon gaining his bronze medallion at Scarborough SLSC. After moving to Esperance in 1994 he became a member of Esperance Goldfields SLSC. As well as rowing and sweeping surf boats, Chris is also a trainer, assessor and officiates at carnivals. Chris has held a wide range of positions at Esperance Goldfields including nine years as President and is a Life Member of the club. In his early years as a club president Chris sat on the state council until the governance change in 2005. He then attended president forums until he resigned as president in 2012. Chris has been key in establishing the Jet Ski Team in Esperance and is the Coordinator and Duty Officer for the South East region.

In 2010 Chris was awarded a citation of appreciation from the Western Australian Police for his leadership during the Bremer Bay search. In 2011 he was honoured with the

inaugural SLSWA Support Operations Volunteer of the Year award. Chris has owned and run several businesses since leaving the Army in 1984. For the past twenty two years has been operating a successful concrete and roof truss business in Esperance.

Sarah Leonard

Appointed to the SLSWA Board in October 2014. Sarah is the General Counsel and Company Secretary of Lynas Rare Earths Limited. She is an experienced general counsel and a leading resources and infrastructure lawyer. She was previously the Group Legal Counsel at Monadelphous Group Limited and a Partner of Corrs Chambers Westgarth.

Sarah is experienced in governance, contract negotiation and risk management. Sarah was formerly the Education Officer at City of Perth SLSC and was a participant in the SLSA National Leadership Development Program.

Heidi Gan

Appointed to the SLSWA Board in September 2017. Heidi is a two-time Olympian in the sport of open water swimming, has competed at the world championships in both surf lifesaving and swimming, and is a multiple medallist at both the State and National Surf Lifesaving Championships. Sporting success aside, Heidi is an Associate in the Litigation & Dispute Resolution practice of Clifford Chance, a leading international law firm. She has experience in high profile commercial litigation and complex regulatory investigations. Her experience includes advising listed and private companies, and individuals on a broad range of areas including contractual claims, Corporations Act matters, corporate disputes, investigations, class actions, and directors' and officers' liability.

Heidi has been an active patrolling surf lifesaver since 2005 and has most recently been a member of the City of Perth SLSC. Heidi is also a committee member of the Law Society of Western Australia's Young Lawyers Committee, and a tribunal panel member of Football West. She has extensive experience in the not-for-profit sector and is a passionate advocate for community clubs and grassroots sports.

Heidi was named the 2020 Women Lawyers of Western Australia Junior Lawyer of the Year, 2020 Law Society of Western Australia Lawyer of the Year (< 5 years PQE) and 2021 Asian Australian Lawyers Association Diversity Leader of the Year.

Leesa Equid

Appointed to the SLSWA Board in June 2019. Leesa is SLSWA's Honorary Medical Officer and 2015 SLSWA DHL Lifesaver of the Year. As an active member of Swanbourne Nedlands SLSC since 2009, Leesa has held Higher Education, and First Aid Officer positions at her club, and was a member of the SLSWA Lifesaving Advisory Committee from 2015-2016.

In addition to her lifesaving duties, Leesa has also been a fierce surf sports competitor, achieving 9 gold, 2 silver and 2 bronze medals at WA Championships and bronze at a National Level.

Leesa is an Emergency Doctor working for the Royal Flying Doctor Service and Joondalup Hospital Emergency Department as an Emergency Specialist. Leesa has completed her Bachelor's Degree in Medicine and Surgery (HONS) in 2012 at the University of Western Australia and has since gained her Certificate IV in Training and Assessment; her Certificate of Clinician Performed Ultrasound (CCPU) AAA and eFAST (Australasian Society of Ultrasound in Medicine) and most recently completed her Fellowship in Emergency Medicine in mid-2020 (FACEM - Australasian College of Emergency Medicine).

SURF LIFE SAVING WESTERN AUSTRALIA STAFF

Chief Executive Officer - James O'Toole

Management

General Manager, Lifesaving and Training - Chris Peck
General Manager, Corporate Services - Rob Murphy

Executive Office

Lawyer - Eve Metcalfe
Club Development Coordinator - Mark Irwin
Executive Assistant - Vasika Bechar
Receptionist - Jasmine Cunningham

Corporate Services

IT Development Coordinator - Ryan Greenaway
IT Support Officer - Karl Stangroom

Accountant - Alexandra Smith
Accounts Officer - Sharon Foong

Marketing and Partnerships Coordinator - Minda Penn
Marketing and Communications Officer - Megan Jones
Events and Partnerships Officer - Renee Jones
Marketing Officer - Ruby Cumberland

Fundraising and Philanthropic Supervisor - Ellaine Hislop
Fundraising Administration Officer - Karen Peters
Fundraising Officer - Roshni Kanji

Health Promotion and Research Officer - Maryam Abrahams
(til Jan 2021)

Lifesaving

Lifesaving Coordinator - Nick Pavy
Support Operations Officer - Mick Owens
Lifeguard Operations Officer - Kirsty Hayden
Lifeguard Operations Supervisor - Mike Matraszek
Lifesaving Aerial Surveillance Officer - David Egan

Training and Education

Training and Education Coordinator - David Gallagher
Training and Education Sales Officer - Felicity Mead
Training and Education Officer - Lyn Coleshaw
Training and Education Administrative Officer - Janie Rowse
Community Programs Officer - Jacqueline O'Rourke
Training and Education Development Officer - Domenic Cowdell

Training and Education RTO Compliance Officer - Daniel Andrews (til Feb 2021)

Training and Education Administrative Officer - Caitlin Jameson (til Mar 2021)

Sport and Development

Sport and Development Coordinator - Jason Wright
High Performance Officer - Andrew Mosel
Surf Sports Officer - Graham Snook
Program Support Officer - Marcus Lee

Senior Development Officer - David Somers
Program Support Officer - Steve Belcher
Program Support Officer - Sandy Clarke

PATRONS

CHIEF PATRON

His Excellency, the Honourable
Kim Beazley AC
Governor of Western Australia

PATRONS

The Honourable Mark McGowan MLA
Premier of Western Australia

The Honourable Zak Kirkup MLA
Leader of the Opposition

VICE PATRONS

The Honourable Nola Marino MP
Federal Member for Forrest

Ms Celia Hammond MP
Federal Member for Curtin

His Worship Dennis Wellington
Mayor City of Albany

His Worship Grant Henley
Mayor City of Busselton

His Worship, Honourable Albert
Jacob JP MLA
Mayor City of Joondalup

His Worship Rhys Williams
Mayor City of Mandurah

His Worship Barry W Samuels
Mayor City of Rockingham

His Worship Mark Irwin
Mayor City of Stirling

Her Worship Tracey Roberts JP
Mayor City of Wanneroo

Her Worship Keri Shannon
Mayor Town of Cambridge

Mr Tony Krsticevic MLA
Member for Carine

The Honourable Sean L'Estrange MLA
Member for Churchlands

Mr Peter Katsambanis MLA
Member for Hillarys

The Honourable David Templeman MLA
Member for Mandurah

Mr Ian Goodenough MP
Member for Moore

Ms Robyn Clarke MLA
Member for Murray Wellington

The Honourable Liza Harvey MLA
Member for Scarborough

Councillor Ceinwen Gearon
Shire President of Denmark

Note: Vice Patrons listed are correct as of March 2021, prior to the 2021 Western Australia State General Election

CORPORATE GOVERNANCE

Surf Life Saving Western Australia Inc. (SLSWA) is an incorporated body under the Associations Incorporation Act 2015 (WA) and is recognised as the official 'State Centre' and controlling authority for Surf Life Saving in Western Australia. SLSWA is subject to compliance with the Rules and Regulations of Surf Life Saving Australia Ltd (SLSA) and is recognised for administering and focusing on surf lifesaving in Western Australia (WA). This statement summarises SLSWA's governance practices that were in effect during the year, highlighting decisions and reporting in accordance within the Rules and Regulations of SLSWA.

Communications with Members

The SLSWA Board aims to ensure that members are kept informed of all major developments affecting surf lifesaving. Information is communicated to members through this document (SLSWA's Annual Report), bulletins, circulars, minutes and memorandums with respect to changes in business, financial position, future development, results and activities, and quarterly State Council meetings and member advisory board meetings. Electronic information is also available on the SLSWA website: www.mybeach.com.au

General Meetings of Members (State Council)

The State Council is the legal owner of SLSWA. Its role is to amend the SLSWA Constitution, review and elect the Board, review SLSWA's financial position and approve the strategic outcomes presented by the Board.

The State Council comprises the Chairman (President of the Board), Mr Craig Smith-Gander AM and a Club Delegate from each of the affiliated clubs in WA each with the right to vote at general meetings. The Chairman may exercise a casting vote but no deliberative vote. SLSWA Life Members, Board Members, and the Chief Executive Officer have the right to be present and to debate at general meetings, but not to vote. SLSWA full-time and honorary officers and individual members were allowed to attend general meetings as visitors. In addition to the AGM on 5 September 2020, the Board under Part 21, Para 21.1 of the SLSWA Constitution, convened two State Council meetings held on 17 June 2020 and 5 September 2020.

Club	Meetings Held	Attendance	Proxies	Apologies
Albany	2	2		
Alkimos	2	1		1
Binningup	2	2		
Broome	2	1		1
Busselton	2	1		1
Champion Bay	2	2		
City of Bunbury	2			2
City of Perth	2	2		
Coogee Beach	2	2		
Cottesloe	2	2		
Dalyellup Beach	2	2		
Denmark	2	2		
Dongara Denison	2	2		
Esperance Goldfields	2		1	1
Floreat	2	2		
Fremantle	2	2		
Geraldton	2	2		
Mandurah	2	1		1
Margaret River	2	2		
Mullaloo	2	2		
North Cottesloe	2	2		
Port Bouverd	2	2		
Port Walcott	2	1		1
Quinns Mindarie	2	1		1
Scarboro	2	2		
Secret Harbour	2	1		1
Smiths Beach	2	2		
Sorrento	2	2		
Swanbourne Nedlands	2	2		
Trigg Island	2	2		
Yanchep	2	2		

Board of Director's Composition and Meetings

The Board is responsible to members for overall business performance. It enacts SLSWA's strategic direction and priorities to be both appropriate and achievable; ensures the financial viability and security of SLSWA; established the policy and regulatory framework for governing SLSWA; monitors organisational compliance with relevant legislation and regulations; assesses risks facing the organisation; and appoints committees and honorary officers to carry out aspects of their work.

The Board comprised the Chairman and seven Board Members who are individual members of SLSWA, each with the right to one vote on any question. The Chairman has a casting vote but no deliberative vote. These are honorary positions that attract no remuneration except for reimbursement of expenses such as telephone, travel and accommodation costs incurred whilst performing Board activities. Board Members are elected in accordance with Part 25, Para 25(a) of the SLSWA Constitution.

Name	Meetings Held	Meetings Attended	Expires
Craig Smith-Gander AM	10	10	2023
Garry Williams	10	9	2023
Chris Brien	10	10	2023
Jarod Stone	10	9	2022
Sarah Leonard	10	8	2022
Heidi Gan	10	9	2021
Leesa Equid	10	10	2021
James O'Toole	10	10	Appointed February 2015

Conflict of Interest

Each Board Member declared their interest in any contractual, selection, disciplinary or other matter in which a conflict of interest arose and made absent him/her from discussions of such matters and was not entitled to vote in respect of such matter. In the event of any uncertainty as to whether it was necessary for a Board Member to refrain from discussions or voting, the issue was immediately determined by the Board.

Code of Conduct

The Board has in place a Code of Conduct contained in its Personnel Handbook which all full-time and honorary officers and committee members must adhere to. An induction program, including the provision of the handbook and member brochure was made available to all SLSWA personnel.

Chief Executive Officer

SLSWA's most senior employee, the Chief Executive Officer is appointed by the Board and is subject to annual performance reviews by the Board. The role is responsible for the day-to-day operations of SLSWA. Mr. James O'Toole was appointed to this position, officially commencing on 18 February 2015.

COMMITTEES OF THE BOARD

Committees and member advisory boards are constituted by Part 33 of the SLSWA Constitution to assist the Board in the discharge of its responsibilities. The committees and member advisory boards are for held for one-year term, this term being 2020/2021. The Australian Honours and Awards Committee is held for two-year term, this being 2020/2021 and 2021/2022.

Australian Honours and Awards Committee

The Life Members and Awards Committee recommends to the Board nominations of individual members for SLSWA Life Membership, SLSA Life Membership, appropriate levels of Australian Honours and Awards. The committee comprised Timothy Tucak (Chair), Garry Williams, Stephen Carrick, Tracey Tenaglia and David Somers (Nominee of the SLSWA CEO).

Lifesaving Committee

The Lifesaving Committee develops, monitors and reviews standards, policy and procedures relating to water safety, patrols, training and assessment. The committee comprised Liam Burke (Chair), Elise Stallard, Brett Wakefield, Hollie Sheils-Rudd and Nick Pavy (Nominee of the SLSWA CEO).

Sports Committee

The Surf Sports Advisory Committee selects finalists and winners for Awards of Excellence categories and makes recommendations through the CEO to the Board of Directors regarding the direction of surf sports in WA. The committee comprised Stuart Clarke (Chair), Timothy Tucak, Ceris Humble, Rob Innocent, Dana Debondt, Sonja Belle-Wood and Andrew Mosel (Nominee of the SLSWA CEO).

Development Committee

The Development Advisory Committee recommends initiatives to provide leadership opportunities and pathways to all members and clubs in WA and is involved in establishing good practice models for the development of our junior members. The committee comprised Vicki Rasmussen (Chair), Angela Razvi, Erin Gallagher, Jesse Tucak, Belinda Somers and David Somers (Nominee of the SLSWA CEO).

Education and Training Committee

The Education and Training Advisory Committee has been tasked to review education and training programs, policies and activities together with undertaking research and development as required. The committee is to participate in moderation and validation of resources and engage in the delivery of the strategic direction of Member Education of SLSWA. The committee comprised Michael Shaw (Chair), Graham Sharpe, Lauren Darge, Monica Reinhardt, Jeff Medcalf and David Gallagher (Nominee of the SLSWA CEO).

Finance and Audit Committee

The Finance and Audit Committee oversee the reliability and integrity of accounting policies and financial reporting. The committee comprised Jarod Stone (Chair), Sarah Leonard, James O'Toole, Rob Murphy and Alexandra Smith.

Risk and Governance Committee

The Risk and Governance Committee oversee the development of a through Risk Management Plan and the continuing assessment of our performance against the plan. The committee comprised Craig Smith-Gander (Chair), Garry Williams and Rob Murphy.

Strategic Committee

The Strategic Committee identifies strategic issues and recommends to the board visions and strategic initiatives. The committee comprised Chris Brien (Chair), James O'Toole, Mike Rees, Andrew Dimsey, Linda Wayman and Reece Baker.

SLSWA AMBASSADORS

Coastal Bravery Awards - Joanne Lucas SC

Coastal Safety - Rick Gerring

Fundraising - Steve Plain

Nippers - Matt Priddis

OFFICIALS

Vanessa Aikins
Luka Allet
Jackson Anderson
Daniel Andrew
Debbie Andrews
Phoebe Ashworth
Imogen Ashworth
Jade Bamforth
Charlotte Banks
Nissa Barclay
Nicholas Barnes
Corey Bartle
John Barwood
Molly Bean
Aaron Beeson
Stevee Belcher
Sonja Belle-Wood
Kelvin Bishop
Marinna Black
Lily Boisvert
Stephen Boutle
Janine Boyle
Lachlan Bridgland
Jillian Briggs
Garry Bunford
Gail Burling
Lachlan Burt
Patricia Butler
Patrick Butler
Natalie Cameron
Zoe Capper
Jarvis Caren
Gary Carthew
Brian Carthew
Harriet Chin
Sandra Clarke
Karen Cleveland
Richard Cleveland
Penelope Cohen
James Cohen
Susan Coleman
Louise Collins
Olivia Colotti
Michael Cook
Domenic Cowdell
Annaliese Cummings
Scarlett Curtis
Deborah Dean
Graham Deans
Neil Dickson
Leah Dineen
Claudia Dineen
Dianne Doick
Kevin Duguid
Alex Edward
Guy Edwards
Seisha Fogarty-Pryor
Adam Fortey
Zoe Foster
Ingrid Foster
Peter Fox
David Gallagher
Phoebe George
Alison Gerrard
Carol Gibbs
Norman Gibbs
Sasha Goodale
Jean Grant
Claire Gray

Attilakai Grayson-
Dharmaputra
Kali Grayson-Dharmaputri
Daryl Griffin
Leanne Gwynne
Christopher Hainsworth
Catherine Hainsworth
Michael Hall
Clare Harrington
Cheryl Harvey
Jasper Henry-Johnson
Victoria Higgins
Phoebe Higgins
Samantha Hill
Mark Hills
Tracey Irving
Mark Irwin
Caitlin Jameson
Alison Jarvis
Norman Johnson
Dawn Jones
Warren Jones
Anne-Marie Juengling
Angelina Kearney
Sophie Kemp
Shane Kennedy
William Ketteringham
Clare Ketteringham
Samantha Kimber
Gail King
John King
Zara Kok
Jasmine Lamb
Amanda Lee
Kim Kong Lee
Kristina Lemson
Mark Levitt
Kate Lockley
Natasha Loisel
Elizabeth Maffescioni
Ray Maffescioni
Ian Marsden
Sarah May
David McCarron
Jacob McCarron
Dale McCulloch
Elizabeth McGregor
Jacqueline McGregor
Grace McManis
Justin Meldrum
Alexander Merry
Ebony Millar
Brian Moar
Ruby Moogan
Zoe Moore
Alistair Morgan
Andrew Mosel
Chris Murphy
Dario Nandapi
Roger Nowell
Melvin Nunes
Debra O'Mahony
Rodney Owen
Kallan Parsons
Troy Pickard
Allan Porteus
Kareena Preston
Innes Raeburn
Anne Ranson

Jesper Rasmussen
Victoria Rasmussen
Annika Rasmussen
Lara Rawlings
Farook Razvi
David Riley
Campbell Riley
Darryl Ross
Deannica Ross
Janie Rowse
Christine Runnion
Angela Ryan
Peter Saunders
Michael Saunders
Glenda Schulz
Jane Scott
Joe Selden
Natalie Simms
Douglas Simpson
Richard Simpson
Benjamin Snook
Graham Snook
Daniel Snook
Lesley Solly
Riley Somers
Belinda Somers
David Somers
Jenny Taylor
Peter Taylor
George Tolev
Lily Tolev
Tim Tucack
Terence Upston
Alexander Upston
Brett Wakefield
Lucas Walker
Gregory Whipp
Jasmine White
Jennifer White
Megan Williams
Digby Wilson
Carolyn Wilson
Niamh Wools-Cobb
Jason Wright
Tyson Wright
Peter Wyburn

TRAINERS, ASSESSORS AND FACILITATORS

Alex Aberle-Leeming	John Clark	Michael Francis	Simone Janney
Kelly Aitken-Fox	Sally Clark	Courtney Franz	Breanna Jenkin
Jordan Alabakis	Sandra Clarke	Vanessa Fyfe	Mansha Jiwane
Duncan Alderson	Fern Clarke	James Gail	Gabrielle Jolliffe
Cameron Allaway	Lee Clarke	John Garnett	Kaitlin Jones
Tim Allingham	Pia Claudius	Michele Gates	Evan Jones
Helen Allison	Rianda Clemons	Izak Geddes	Cody Jones
Wilhelmus Amesz	Terrance Colby	Trevor Gibb	Tayla Jones
Alicia Anderson	Gavin Cole	Julian Gibbings	Jaye Jose
Eliza Anderson	Sam Collins	Bryan Gibbs	Nicholas Journet
Daniel Andrew	Kristian Collins	Simon Gidley	Lisa Julian
Fabio Armanni	Ben Collins	David Giles	Sue Kallawk
Clare Armstrong	Kym Colotti	Troy Gillis	Jeff Kallawk
Melissa Armstrong	Michael Cook	Dylan Gillis	Simon Kanakis
Ella Arscott	Alistair Cook	Alessandra Gillmore	Diane Kelly
Nicola Awang	Bradley Cook	Matthew Gleeson	Damian Kiely
Arthur Bajada	Harry Cooney	Stephen Glossop	Elizabeth Kilkenny
Paige Bajada	Lucas Cottrill	Stephen Goddard	John King
Pagona Bakalis	James Coubrough	Natalie Godwin	Robin (David) Knowles
Stephen Baker	Christine Cougan	Wendy Goodliffe	David Kordic
Meg Baker	Domenic Cowdell	Rhania Gorman	Christopher Kuster
Cameron Baker	Spencer Cranston	Andrew Gorrie	Belinda Kuster
Jodie Barker	Annika Crockford	Darren Gould	Jasmine Lamb
Benjamin Barker	Alexis Cullimore	Liam Gould	Richard Lane
Todd Bartle	Thomas Da Prato	Iris Gray	Robert Lavis
Ayden Bartle	Sydney Dall	Lainey Gray	Natalie Law
Corey Bartle	Evan Damianopoulos	Craig Graydon	Dominic Lawrence
John Barton	Ian Daniels	Alexis Grayson	Sophie Lawson
David Barton	Elaine Daniels	Katie Grayson	Paul Laycock
Michael Bastow	Lauren Darge	Lloyd Green	Daniel Lea
Sophie Bastow	Michael Darragh	Phillip Green	Jane Leaversuch
Joanne Bean-Hannigan	Bridget Darragh	Anthony Greenfield	Ken Leong
Jenaya Bell	Dean Davidson	Vivienne Greenfield	Elizabeth Lewis
Neil Belton	John Davies	Adam Gugiatti	David Lim
Paul Berry	Warren Dean	Lucy Gunzburg	Richard Lowe
Teagan Bertoli	Deborah Dean	Michael Hall	Johanna Lucas
Julie Best	Phill Dee	Nicholas Hancock	Robert Lucas
Byron Bird	Rachele Devoto	Judith Harlow	Annabelle Macmahon
Luke Bishop	David Dewers	Samantha Harnett	Liberty Madden
Peran Bishop	Kathleen Donovan	Cheryl Harry	Tegan Maffescioni
Justin Blankley	Mark Dove	Richard Hartley	Cameron Martin
Colleen Blevins	Megan Downes	Peter Hastie	Lara Martin
Penelope Boardman	Rachelle Doyle	Perry Hatchett	Jemma Martyn
Kate Bonner	Julie Doyle	Philippa Hawson	Andrew Matraszek
Melanie Boschini	Anne Marie Dullaghan	Kirsty Hayden	Heath McCabe
Kathryn Braysich	Andrew Dunning	Sean Hazelden	Bree McFadyen
Christopher Brien	Emma Dunning	Bethwyn Hearle	Jacqueline McGregor
Peter Brigg	Debra Edmondson	Jeremy Henderson	Craig McIntyre
Christopher Brigg	Kevin Edwards	Sharon Henning	Samantha McIntyre
Susan Britt	Guy Edwards	Stephen Herron	Cathrine McIntyre
Meaghan Britt	Richard Elderfield	Rocky Hildred	Paul McKenner
Jordana Broomhall	Leesa Equid	Peter Hilgendorf	Ian McLachlan
Jonathan Broomhall	Dylan Ewart	Fern Hill	Angus McMillan
Lynette Brosens	Kevin Fettes	Mark Hills	Aaron McRae
Mackenzie Brown	Dash Fewster	John Hodges	Angus McSwan
Trevor Bulley	Christine Ficko	Michelle Hodges	Jeff Medcalf
Garry Bunford	Gail Fielding	Adam Hoes	Emile Mercier
Evan Bunford	Craig Fisher	Adrienne Holt	Jack Michael
Liam Burke	Nathan Fitzgerald	Tanya Honor	Ella Miels
Declan Burke	Lachlan Flanders-Farmer	Moreena Hounslow	Harrison Miels
Jean Burling	Bernadette Flint	Robert Howard	Rebecca Millar
Richard Burvill	Mark Folkard	Nicholas Hudson	Conan Millar
Ava Bushby	Jillian Folkard	Robert Hunter	Shannon Miller
Laurence Campbell	Clifford Ford	Tim Hurford	Dara Mills
David Carbon	Rachel Forsyth	Ashleigh Hurford	Lawson Mills
Gary Carthew	Thomas Fox	Mark Innes	Julian Ming
Cristiana Chessa	Peter Fox	Albert Iten	Shane Morgan
Jennifer Christie	Saxon France	Michael Ivey	Jason Morgan
Ken Clark	Caelee France	Talia Jakubans	Catherine Morgan

TRAINERS, ASSESSORS AND FACILITATORS

Brian Morrissey
Laurence Mott
Elana Mulvay
George Mumford
Robert Myers
Chaselle Neale
Edward Neilan
Peter Nelson
Shaun Nicholls
Louise Nicholls
Gerard Noonan
Thomas Noordzy
Jasmine Noorman
Ian Noorman
Martin Norwood
Anne-Marie Nunes
Tanya O'Brien
Helen O'Brien
Shannon O'Brien
Niall O'Connor
Damian O'Donnell
Rebecca O'Malley
Kristie Orchard
Jacqueline O'Rourke
Logan Ovenden-Clarke
Rodney Owen
Richard Paganin
Mark Pager
Anthony Paini
Jack Palmer
Christopher Papaioannou
David Parsons
Mary-Anne Paton
Peter Pavlinovich
Les Paxton
Robert Payne
Oliver Pemberton
Henry Pemberton
Simon Peppler
Stephen Peraldini
Sally Peraldini
Craig Piercy
Thomas Polinelli
Kim Porter
Hanri Potgieter
Alexander Poulton
Raelene Powys
John Price
Natasha Price

Etienne Prinsloo
Rohan Pugh
Robert Pulsford
Joanne Pulsford
David Quimby
Helen Rabjones
Trevor Radburn
Nicola Ralph
Anne Ranson
Samuel Ranson
Cameron Rapley
Jesper Rasmussen
Annika Rasmussen
Sonya Read
Catriona Read
Emily Regan
Mark Regel
David Reid
Monica Reinhardt
Ben Remke
Stephen Reynolds
John Rhatigan
Daniel Richardson
Jaclyn Riddell
Jack Rigby
Elena Rigoll
Lawson Rimmer
Martin Robinson
Elliot Rockett
Liam Rogers
Grant Rosman
David Rossow
Chelsea Rourke
Shelly Rourke
Denver Rowcroft
Neil Rowse
Janie Rowse
Lorraine Rule
Eamon Ryan
Carolyn Ryan
Peter Saunders
Edward Saunders
Jeff Scott
Julia Scriven
William Selden
Joe Selden
Camille Selden
Patrick Sewell
Graham Sharpe

Stafford Sharpe
Campbell Shaw
Michael Shaw
Hollie Sheils-Rudd
Nicholas Shellabear
Jake Silipo
Debra Silver
Douglas Simpson
Timothy Sinclair
John Skipsey
Janelle Slattery
Matthew Slattery
Julie Smallwood
Ian Smallwood
James Smith
Robert Smith
Reece Smith
Allen Smith
Anthony Snelling
David Somers
Belinda Somers
Timothy Speer
Ian Spurgeon
Aidan Squires
Benjamin Stephens
Grant Stephenson
Katharine Stewart-
Robinson
Helena Stoakley
Madeleine Stockden
Oliver Stockwell
Kenneth (John) Summers
Robyn Sutton
Niccola Sweeney
Marilee Tamasy
Jenny Taylor
Peter Taylor
Louis Taylor
Carlo Tenaglia
Tracey Tenaglia
Stephen Thomas
Janelle Thompson
David Thomson
Phoebe Thornton
Darren Thysse
Larry Tilbury
Peter Traeger
Ashlin Traeger
Grant Trew

Adrian Trott
Andrew Trotter
Timothy Tucak
Glenn Turner
Tanya Turner
Peter Tyndall
Jacqui Uglow
William Van Dongen
Peter Van Geloven
Cole van-Overdijk
Leanne Verhoeff
Rochelle Villemin
Sarah Viney
Reece Vogels
Steve Voke
Deborah Wake
Brett Wakefield
Blair Walkington
Patrick Walsh
Riley Walsh
James Walter
Jodee Walton
Amelia Walton
Keith Warrick
Josh Watson
Gordon Watt
Binita Watts
Celia Waugh
Warwick Webb
Jake Webb
Bernard Weir
Alexandra Wells
Chelsea White
Anne-Marie Widermanski
Megan Williams
Garry Williams
Mark Williamson
Ranee Wilson
Digby Wilson
Carolyn Wilson
Duncan Wilson
Graham Wimbridge
Bernard Wong
Jennifer Wood
Bradley Woodruff
Marnee Wookey
Vicki Wray-Watts
Anna Young

SURF SPORTS RESULTS SENIORS

2021 SunSmart WA Senior Surf Life Saving Championship

Trophies

Bernie Kelly Medal

Will Savage, Trigg Island SLSC

The Bernie Kelly Medal is awarded for the most outstanding performance by a competitor.

In 1947, Bernie Kelly of Swanbourne Nedlands SLSC won the Open Surf Belt at the Australian Championships, becoming the first Western Australian to ever win an Australian Open Title, and therefore is honoured with the naming of this prestigious award.

State Champions – Total Aggregate Points

Trigg Island SLSC

Awarded to the club with the highest total point score.

State Handicap Champions

North Cottesloe SLSC

Awarded to the club with the highest total point score overall, based on handicap derived from the previous State Championships overall point score.

2020 IRB State Champions

Mullaloo SLSC

Awarded to the club with the highest total point score at the 2020 IRB Championships.

Country Champions

City of Bunbury SLSC

Country Handicap Champions

Secret Harbour SLSC

2021 SunSmart WA Senior Surf Life

Saving Championships

27-28 March 2021, Scarborough Beach

Overall Club Rank & Points

1	Trigg Island SLSC	740
2	City of Perth SLSC	586
3	North Cottesloe SLSC	581
4	Mullaloo SLSC	340
5	Sorrento SLSC	212
6	Scarboro SLSC	167
7	Fremantle SLSC	87
8	City of Bunbury SLSC	86
9	Cottesloe SLSC	78
10	Swanbourne Nedlands SLSC	47
11	Quinns Mindarie SLSC	42
12	Coogee Beach SLSC	40
13	Secret Harbour SLSC	16
14	Port Bouvard SLSC	15
	Geraldton SLSC	15
16	Floreat SLSC	9
	Denmark SLSC	9
18	Albany SLSC	8
19	Broome SLSC	5
20	Mandurah SLSC	4
21	Busselton SLSC	3
22	Champion Bay SLSC	1
23	Binningup SLSC	0
	Dongara Denison SLSC	0
	Yanchep SLSC	0

Overall Handicap Club Rank & Points

1	North Cottesloe SLSC	229
2	City of Perth SLSC	137
3	Scarboro SLSC	27
4	City of Bunbury SLSC	18
5	Swanbourne Nedlands SLSC	15
6	Port Bouvard SLSC	9
7	Coogee Beach SLSC	7
8	Denmark SLSC	6
9	Broome SLSC	5
10	Mullaloo SLSC	3
	Geraldton SLSC	3
12	Cottesloe SLSC	2
13	Yanchep SLSC	0
14	Mandurah SLSC	-1
15	Busselton SLSC	-3
	Floreat SLSC	-3
17	Champion Bay SLSC	-4
18	Quinns Mindarie SLSC	-6
19	Binningup SLSC	-16
20	Secret Harbour SLSC	-18
21	Dongara Denison SLSC	-19
22	Albany SLSC	-28
23	Fremantle SLSC	-46
24	Sorrento SLSC	-101
25	Trigg Island SLSC	-132

Results

Open Mixed March Past

1	Sorrento TEAM A	SO	6
2	City of Perth TEAM A	CY	5
3	Scarboro TEAM A	SB	4
4	Trigg Island TEAM A	TI	3
5	Cottesloe Honey Bees	CO	2
6	North Cottesloe TEAM A	NC	1

Open Female Beach Flags

1	Alysse Priddis	CY	6
2	Sophie Watts	CY	5
3	Sydney Rafferty	SO	4
4	Mia Fraser	CY	3
5	Alicia Ward	CO	2
6	Jacqueline Lord	CY	1

Open Female Beach Relay

1	City of Perth TEAM A	CY	6
2	City of Perth TEAM B	CY	5
3	North Cottesloe TEAM A	NC	4
4	North Cottesloe TEAM B	NC	3

Open Female Beach Run (2km)

1	Alison O'Toole	CY	6
2	Maia Simmonds	SN	5
3	Meg Warne	TI	4
4	Christine Murray	AL	3
5	Ninette Lorenzen	SN	2
6	Lucy Gunzburg	SN	1

Open Female Beach Sprint

1	Sophie Watts	CY	6
2	Montana Waters	CY	5
3	Sydney Rafferty	SO	4
4	Alysse Priddis	CY	3
5	Imogen Herrington	CY	2
6	Jacqueline Lord	CY	1

Open Female Board Race

1	Nikita Fredonnet	CY	6
2	Macarah Mallis	TI	5
3	Ashlee Booker	SO	4
4	Jazmin Shipway Carr	TI	3
5	Sophie Lloyd	CY	2
6	Ruby Warne	TI	1

Open Female Board Relay

1	Trigg Island TEAM A	TI	6
2	City of Perth TEAM A	CY	5
3	Mullaloo TEAM A	ML	4
4	Trigg Island TEAM B	TI	3
5	Trigg Island TEAM C	TI	2
6	Sorrento TEAM A	SO	1

Open Female Board Rescue

1	City of Perth TEAM A	CY	6
2	Mullaloo TEAM A	ML	5
3	Sorrento TEAM A	SO	4
4	Trigg Island TEAM A	TI	3
5	North Cottesloe TEAM A	NC	2
6	Trigg Island TEAM B	TI	1

Open Female Double Ski

1	Trigg Island TEAM A	TI	6
2	North Cottesloe TEAM A	NC	5
3	Mullaloo TEAM A	ML	4
4	Trigg Island TEAM B	TI	3
5	Mullaloo TEAM B	ML	2
6	City of Perth TEAM A	CY	1

Open Female Ironwoman

1	Macarah Mallis	TI	6
2	Sophie Lloyd	CY	5
3	Soraya Lee	ML	4
4	Kate Lockley	BY	3
5	Nikita Fredonnet	CY	2
6	Ashlee Booker	SO	1

Open Female Rescue Tube Rescue

1	City of Perth TEAM A	CY	6
2	Trigg Island TEAM A	TI	5
3	Mullaloo TEAM A	ML	4
4	Trigg Island TEAM B	TI	3
5	North Cottesloe TEAM A	NC	2

Open Female Single Ski Race

1	Jazmin Shipway Carr	TI	6
2	Simone Wilson	TI	5
3	Kiera Albertsen	NC	4
4	Harriet Brown	NC	3
5	Selma Alibegovic	TI	2
6	Laura Edmunds	ML	1

Open Female Single Ski Relay

1	Trigg Island TEAM A	TI	6
2	Mullaloo TEAM A	ML	5
3	North Cottesloe TEAM A	NC	4
4	Trigg Island TEAM B	TI	3
5	Sorrento TEAM A	SO	2
6	Trigg Island TEAM C	TI	1

Open Female Surf Boat Race

1	North Cottesloe Critical Business	NC	6
2	Scarboro Sunsets	SB	5
3	North Cottesloe Jills	NC	4
4	Sorrento Gypseas	SO	3
5	City of Perth SLSC Gs (U23)	CY	2
6	Coogee Beach (WA) Crabs	CB	1

Open Female Surf Race

1	Soraya Lee	ML	6
2	Sophie Lloyd	CY	5
3	Macarah Mallis	TI	4
4	Phoebe Ashworth	CY	3
5	Ruby Warne	TI	2
6	Jessica Madden	SO	1

Open Female Surf Teams Race

1	City of Perth TEAM A	CY	6
2	Trigg Island TEAM A	TI	5
3	Mullaloo TEAM A	ML	4
4	Sorrento TEAM A	SO	3
5	North Cottesloe TEAM A	NC	2

Open Female Taplin Relay

1	Trigg Island TEAM A	TI	6
2	Mullaloo TEAM A	ML	5
3	Trigg Island TEAM B	TI	4
4	North Cottesloe TEAM A	NC	3
5	Sorrento TEAM A	SO	2
6	City of Perth TEAM A	CY	1

Open Male Beach Flags

1	Charlie Rigby	SO	6
2	Thomas Nolan	NC	5
3	Sam Hodgkin	NC	4
4	Tom Hodgkin	NC	3
5	James Kristensen	NC	2
6	Brett Wainwright	SO	1

Open Male Beach Relay

1	North Cottesloe TEAM B	NC	6
2	Sorrento TEAM A	SO	5
3	Mullaloo TEAM B	ML	4
4	City of Bunbury TEAM A	BY	3
5	North Cottesloe TEAM D	NC	2
6	Mullaloo TEAM A	ML	1

Open Male Beach Run (2km)

1	Ben Johnson	SB	6
2	Benjamin Cole	NC	5
3	Jose Desfosses	SB	4
4	Timothy Tucak	SN	3

Open Male Beach Sprint

1	Charlie Rigby	SO	6
2	Edward Host	TI	5
3	Blake La Rosa	BY	4
4	Aaron Gigney	ML	3
5	Thomas Nolan	NC	2
6	Daniel Comeros-Ochtman	PB	1

Open Male Board Race

1	Patrick Eley	TI	6
2	Matthew Colliss	CY	5
3	Max Hunter	TI	4
4	Blake Allsopp	TI	3
5	Ethan Jackson	CY	2
6	Brendan Peters	NC	1

Open Male Board Relay

1	Trigg Island TEAM A	TI	6
2	City of Perth TEAM A	CY	5
3	Trigg Island TEAM B	TI	4
4	North Cottesloe TEAM A	NC	3
5	Mullaloo TEAM A	ML	2
6	Sorrento TEAM A	SO	1

Open Male Board Rescue

1	Trigg Island TEAM B	TI	6
2	Trigg Island TEAM A	TI	5
3	Trigg Island TEAM C	TI	4
4	City of Perth TEAM A	CY	3
5	Trigg Island TEAM D	TI	2
6	City of Perth TEAM B	CY	1

Open Male Double Ski Race

1	North Cottesloe TEAM B	NC	6
2	Trigg Island TEAM A	TI	5
3	Trigg Island TEAM B	TI	4
4	North Cottesloe TEAM A	NC	3
5	North Cottesloe TEAM C	NC	2
6	City of Bunbury TEAM A	BY	1

Open Male Ironman

1	Will Savage	TI	6
2	Max Anderson Loake	CY	5
3	Matthew Colliss	CY	4
4	Max Hunter	TI	3
5	Ethan Jackson	CY	2
6	Harry Hewitt	CY	1

Open Male Rescue Tube Rescue

1	Trigg Island TEAM A	TI	6
2	City of Perth TEAM A	CY	5
3	Trigg Island TEAM B	TI	4
4	North Cottesloe TEAM A	NC	3
5	City of Perth TEAM B	CY	2
6	North Cottesloe TEAM B	NC	1

Open Male Single Ski Race

1	Daniel Humble	TI	6
2	Stephen Bird	NC	5
3	Fergus Morgan	TI	4
4	Lachlan Armstrong	TI	3
5	Kristopher Taylor	NC	2
6	Michael Booth	SO	1

Open Male Single Ski Relay

1	North Cottesloe TEAM A	NC	6
2	Trigg Island TEAM A	TI	5
3	North Cottesloe TEAM B	NC	4
4	Trigg Island TEAM B	TI	3
5	North Cottesloe TEAM C	NC	2
6	Sorrento TEAM A	SO	1

Open Male Surf Boat Race

1	City of Perth SLSC Bearbacks	CY	6
2	North Cottesloe Wolverines	NC	5
3	North Cottesloe Yeah The Boys	NC	4
4	Fremantle Fajitas	FM	3
5	Cottesloe Crew	CO	2
6	Scarboro Sons	SB	1

Open Male Surf Race

1	Will Savage	TI	6
2	Andrew Donaldson	CY	5
3	Reilly Kennedy	NC	4
4	Tane Canton	TI	3
5	Harry Hewitt	CY	2
6	Benjamin Jones	TI	1

Open Male Surf Teams Race

1	City of Perth TEAM A	CY	6
2	City of Perth TEAM B	CY	5
3	Trigg Island TEAM A	TI	4
4	North Cottesloe TEAM A	NC	3
5	Mullaloo TEAM A	ML	2

Open Male Taplin Relay

1	City of Perth RED	CY	6
2	Trigg Island TEAM B	TI	5
3	Trigg Island TEAM A	TI	4
4	North Cottesloe TEAM A	NC	3
5	City of Perth BLACK	CY	2
6	Trigg Island TEAM C	TI	1

Open Mixed Double Ski Race

1	Trigg Island TEAM A	TI	6
2	North Cottesloe TEAM D	NC	5
3	North Cottesloe TEAM C	NC	4
4	Trigg Island TEAM C	TI	3
5	Trigg Island TEAM B	TI	2
6	Sorrento TEAM A	SO	1

Open Mixed Lifesaver Relay

1	City of Perth RED	CY	6
2	North Cottesloe WHITE	NC	5
3	North Cottesloe BLUE	NC	4
4	North Cottesloe YELLOW	NC	3
5	City of Perth BLACK	CY	2
6	Trigg Island TEAM A	TI	1

Open Mixed Surf Boat Relay

1	North Cottesloe BLUE	NC	6
2	Scarboro SHARKS	SB	5
3	North Cottesloe WHITE	NC	4
4	Mullaloo MULLAURORA	ML	3
5	City of Perth TEAM A	CY	2

U14 Female Beach Flags

1	Amelia Rowe	ML	6
2	Harper Collinson	CB	5
3	Hayley Mann	QM	4
4	Zahra Buckley	SO	3
5	Mia Ward	CO	2
6	Charlotte Bell	CB	1

U14 Female Beach Run (2km)

1	Leah Dineen	ML	6
2	Charlotte Bell	CB	5
3	Isis Salama	FL	4
4	Zahra Buckley	SO	3
5	Layla Moroz	NC	2
6	Phoebe Jane Krawczyk	BY	1

U14 Female Beach Sprint

1	Amelia Rowe	ML	6
1	Harper Collinson	CB	6
3	Zahra Buckley	SO	4
4	Hayley Mann	QM	3
5	Elisha Archer	ML	2
6	Grace Powell	NC	1

U14 Female Board Race

1	Zoe Moore	TI	6
2	Bethany Bamforth	ML	5
3	Sienna Howard	CO	4
4	Harriet Chin	SO	3
5	Hannah Young	CY	2
6	Abbie Loraine	NC	1

U14 Female Ironwoman

1	Abbie Loraine	NC	6
2	Hannah Young	CY	5
3	Bethany Bamforth	ML	4
4	Harriet Chin	SO	3
5	Georgina Gray	TI	2
6	Zoe Moore	TI	1

U14 Female Surf Race

1	Georgina Gray	TI	6
2	Hannah Young	CY	5
3	Abbie Loraine	NC	4
4	Izzy Early	NC	3
5	Lani Baxter	SO	2
6	Harriet Chin	SO	1

U14 Male Beach Flags

1	William Blair	NC	6
2	Jahkayis Mabbett	SH	5
3	Jonathan Eady	ML	4
4	Rafferty Mullens	BY	3
5	Jaxon Callcott	SO	2
6	Daniel Browning	FM	1

U14 Male Beach Run (2km)

1	Alexander Merry	FM	6
2	Kale Arena	NC	5
3	Caide Ellis	SH	4
4	Ethan Higgs	CY	3
5	Max Eldon	CO	2
6	Lachlan Bean	ML	1

U14 Male Beach Sprint

1	Jahkayis Mabbett	SH	6
2	Calum Cameron	SN	5
3	Lachlan Sofield	FM	4
4	Michael De Bruyn	ML	3
5	William Blair	NC	2
6	Jonathan Eady	ML	1

U14 Male Board Race

1	Max Eldon	CO	6
2	Tex Cross	NC	5
3	Lachlan Bean	ML	4
4	Blake Monaghan	TI	3
5	Myles Beeney	TI	2
6	Brodie Lee	ML	1

U14 Male Ironman

1	Jackson Anderson	NC	6
2	Tex Cross	NC	5
3	Max Eldon	CO	4
4	Brodie Lee	ML	3
5	Ned Shepherd	AL	2
6	Thomas Dreverman	FM	1

U14 Male Surf Race

1	Jackson Anderson	NC	6
2	Brodie Lee	ML	5
3	Tex Cross	NC	4
4	Thomas Dreverman	FM	3
5	Ned Shepherd	AL	2
6	Max Eldon	CO	1

U15 Female Beach Flags

1	Megan McCaffrey	CY	6
2	Hannah Wallace	ML	5
3	Jorja Van Pelt	CY	4
4	Kerrie Tierney	SB	3
5	Lola Coutts	CB	2
6	Hayley Hyde	SB	1

U15 Female Beach Run (2km)

1	Jasmine Pix	FM	6
2	Charlotte Emmitt	CB	5
3	Layla Moroz	NC	4

U15 Female Beach Sprint

1	Megan McCaffrey	CY	6
2	Hannah Wallace	ML	5
3	Ashley Atwell	CO	4
4	Jorja Van Pelt	CY	3
5	Scarlett Curtis	NC	2
6	Lola Coutts	CB	1

U15 Female Board Race

1	Rubie Turner	NC	6
2	Samantha Brigden	SO	5
3	Velvet Goodwin	NC	4
4	Zara Kok	TI	3
5	Brooke Edwards	BY	2
6	Lexi Menin	NC	1

U15 Female Ironwoman

1	Rubie Turner	NC	6
2	Samantha Brigden	SO	5
3	Lexi Menin	NC	4
4	Rosie Banks	BY	3
5	Telani Woodham	CY	2
6	Megan McCaffrey	CY	1

Youth Female Board Relay

1	North Cottesloe TEAM A	NC	6
2	Sorrento TEAM A	SO	5
3	Mullaloo TEAM A	ML	4
4	Trigg Island TEAM A	TI	3
5	City of Perth RED	CY	2
6	Trigg Island TEAM B	TI	1

U15 Female Surf Race

1	Telani Woodham	CY	6
2	Lexi Menin	NC	5
3	Rubie Turner	NC	4
4	Taleisha Hurford	CB	3
5	Rosie Banks	BY	2
6	Amy Waddell	ML	1

Youth Female Surf Teams

1	North Cottesloe TEAM A	NC	6
2	City of Perth RED	CY	5
3	Sorrento TEAM A	SO	4
4	Trigg Island TEAM A	TI	3
5	Fremantle TEAM A	FM	2
6	Sorrento TEAM B	SO	1

Youth Female Board Rescue

1	North Cottesloe TEAM B	NC	6
2	North Cottesloe TEAM A	NC	5
3	City of Perth TEAM A	CY	4
4	Cottesloe TEAM A	CO	3
5	Mullaloo TEAM A	ML	2
6	Trigg Island TEAM A	TI	1

Youth Female Beach Relay

1	Mullaloo TEAM A	ML	6
2	Coogee Beach TEAM A	CB	5
3	North Cottesloe TEAM A	NC	4
4	Trigg Island TEAM A	TI	3
5	Scarboro TEAM A	SB	2
6	North Cottesloe TEAM B	NC	1

Youth Female Cameron Relay

1	Trigg Island TEAM A	TI	6
2	City of Perth BLACK	CY	5
3	North Cottesloe TEAM A	NC	4
4	North Cottesloe TEAM B	NC	3
5	Sorrento TEAM A	SO	2
6	Sorrento TEAM B	SO	1

U15 Male Beach Flags

1	Tana Wesley	QM	6
2	Samuel Leeks	ML	5
3	Sebastian Sayers	SO	4
4	Josh Daws	TI	3
5	Harrison Webster	CO	2
6	Marcus Burns	ML	1

SURF SPORTS RESULTS SENIORS

Youth Male Beach Relay

1	City of Perth TEAM A	CY	6
2	Sorrento TEAM A	SO	5
3	Mullaloo TEAM A	ML	4
4	Swanbourne Nedlands Rampant SWANS	SN	3
5	Fremantle TEAM B	FM	2

U15 Male Beach Run (2km)

1	Joshua Neervoort	TI	6
2	William Liitiaieinen	PB	5
3	Eben Prinsloo	FM	4
4	Owen Patmore	BY	3
5	Josh Daws	TI	2
6	Robert Johnson	SB	1

U15 Male Beach Sprint

1	Marcus Burns	ML	6
1	Tana Wesley	QM	6
2	Sebastian Sayers	SO	4
3	Ethan Nguyen	CY	3
4	Jack Harrison	SN	2
5	Innes Raeburn	CY	1

U15 Male Board Race

1	Jules Fredonnet	CY	6
2	Benjamin Toms	TI	5
3	Joel Duddy	BY	4
4	Kallan Parsons	TI	3
5	Ellis Aitchison	TI	2
6	Nicholas Collins	NC	1

Youth Male Board Relay

1	Trigg Island TEAM A	TI	6
2	North Cottesloe TEAM A	NC	5
3	Mullaloo TEAM A	ML	4
4	Trigg Island TEAM B	TI	3
5	Fremantle TEAM A	FM	2
6	Cottesloe TEAM A	CO	1

Youth Male Board Rescue

1	North Cottesloe TEAM A	NC	6
2	North Cottesloe TEAM B	NC	5
3	Mullaloo TEAM A	ML	4
4	Trigg Island TEAM B	TI	3
5	Trigg Island TEAM A	TI	2
6	City of Perth TEAM A	CY	1

Youth Male Cameron Relay

1	North Cottesloe TEAM A	NC	6
2	Trigg Island TEAM A	TI	5
3	Fremantle TEAM A	FM	4
4	City of Perth TEAM A	CY	3
5	North Cottesloe TEAM B	NC	2
6	Cottesloe TEAM A	CO	1

U15 Male Ironman

1	Jules Fredonnet	CY	6
2	Joel Duddy	BY	5
3	Eben Prinsloo	FM	4
4	Kristian Seidl	NC	3
5	Ellis Aitchison	TI	2
6	Jonah Whitby	FM	1

U15 Male Surf Race

1	Kristian Seidl	NC	6
2	Jules Fredonnet	CY	5
3	Jonah Whitby	FM	4
4	Nicholas Collins	NC	3
5	Eben Prinsloo	FM	2
6	Jett Jaeger-Harvey	TI	1

Youth Male Surf Teams Race

1	North Cottesloe TEAM A	NC	6
2	Fremantle TEAM A	FM	5
3	Trigg Island TEAM A	TI	4
4	Trigg Island TEAM B	TI	3
5	Mullaloo TEAM A	ML	2
6	Sorrento TEAM A	SO	1

U17 Female Beach Flags

1	Charli Harrington	QM	6
2	Imogen Herrington	CY	5
3	Lucy Hills	CY	4
4	Holly Fraser	CY	3
5	Asha Moxham	NC	2
6	Tashuana Munn	SH	1

U17 Female Beach Relay

1	North Cottesloe TEAM A	NC	6
2	City of Bunbury TEAM A	BY	5
3	Mullaloo TEAM A	ML	4

U17 Female Beach Run (2km)

1	Ruby Paterson	NC	6
2	Mikaela Innocent	TI	5
3	Phoebe Jones	SB	4
4	Amelie Prinsloo	FM	3
5	Nyah Gray	TI	2

U17 Female Beach Sprint

1	Imogen Herrington	CY	6
2	Holly Fraser	CY	5
3	Lucy Hills	CY	4
4	Alyssa Calnon	ML	3
5	Lily Stackhouse	FM	2
6	Charli Harrington	QM	1

U17 Female Board Race

1	Mikaela Innocent	TI	6
2	Nyah Gray	TI	5
3	Holly Leach	TI	4
4	Heather Burke	TI	3
5	Keira Mladineo	NC	2
6	Sienna Menin	NC	1

U17 Female Board Relay

1	Trigg Island TEAM A	TI	6
2	City of Bunbury TEAM A	BY	5
3	Trigg Island TEAM B	TI	4
4	City of Perth TEAM A	CY	3
5	North Cottesloe TEAM A	NC	2
6	Mullaloo TEAM A	ML	1

U17 Female Board Rescue

1	City of Perth TEAM B	CY	6
2	North Cottesloe TEAM A	NC	5
3	Trigg Island TEAM C	TI	4
4	Scarboro TEAM A	SB	3
5	Mullaloo TEAM A	ML	2
6	City of Perth TEAM A	CY	1

U17 Female Ironwoman

1	Sophie Baron-Hay	CY	6
2	Sienna Menin	NC	5
3	Femke Negus	TI	4
4	Kate Lockley	BY	3
5	Jenna Stummer	ML	2
6	Keira Mladineo	NC	1

U17 Female Single Ski

1	Phoebe Ashworth	CY	6
2	Kate Lockley	BY	5
3	Mikaela Innocent	TI	4
4	Gemma Etheridge	SB	3
5	Lily Boisvert	TI	2
6	Angelina Kearney	CO	1

U17 Female Single Ski Relay

1	Trigg Island TEAM B	TI	6
2	Mullaloo TEAM A	ML	5
3	North Cottesloe TEAM A	NC	4
4	Trigg Island TEAM A	TI	3
5	City of Bunbury TEAM A	BY	2

U17 Female Surf Race

1	Phoebe Ashworth	CY	6
2	Katie Waddell	ML	5
3	Alice Harwood	SB	4
4	Daisy Hewitt	CY	3
5	Sophie Baron-Hay	CY	2
6	Samantha Lourey	TI	1

U17 Female Surf Teams Race

1	City of Perth TEAM A	CY	6
2	Trigg Island TEAM A	TI	5
3	Mullaloo TEAM A	ML	4
4	Fremantle TEAM A	FM	3
5	City of Bunbury TEAM A	BY	2
6	North Cottesloe TEAM A	NC	1

U17 Female Taplin Relay

1	Scarboro TEAM A	SB	6
2	Trigg Island TEAM A	TI	5
3	North Cottesloe TEAM A	NC	4
4	Trigg Island TEAM B	TI	3
5	Mullaloo TEAM A	ML	2
6	City of Perth TEAM A	CY	1

U17 Male Beach Flags

1	Mitchell Eady	ML	6
2	Xavier Matier	NC	5
3	James Kiely	BY	4
4	James Ettia	QM	3
5	Caleb Bailey	SO	2
6	Joshua Larkin	QM	1

U17 Male Beach Run (2km)

1	Tyson Wright	CY	6
2	Thomas Stephens	FL	5
3	Will Everett	CO	4
4	Edward Young	NC	3
5	James Kiely	BY	2
6	Riley Somers	SB	1

U17 Male Beach Sprint

1	James Kiely	BY	6
2	Mitchell Eady	ML	5
3	Daniel Mann	QM	4
4	Angus McLachlan	FM	3
5	Xavier Matier	NC	2
6	Brett Wainwright	SO	1

U17 Male Board Race

1	Oliver Brehaut	TI	6
2	Jackson Blom	CY	5
3	Archie Davis	NC	4
4	Johann Szymanski	NC	3
5	Kai Marchetto	TI	2
6	Nathan Hunt	CY	1

U17 Male Board Relay

1	North Cottesloe TEAM A	NC	6
2	Trigg Island TEAM B	TI	5
3	City of Perth TEAM A	CY	4
4	Trigg Island TEAM A	TI	3
5	North Cottesloe TEAM B	NC	2
6	Cottesloe TEAM A	CO	1

U17 Male Board Rescue

1	Trigg Island TEAM A	TI	6
2	City of Perth TEAM A	CY	5
3	North Cottesloe TEAM B	NC	4
4	North Cottesloe TEAM A	NC	3
5	Trigg Island TEAM B	TI	2
6	Trigg Island TEAM C	TI	1

U17 Male Ironman

1	Oliver Brehaut	TI	6
2	Johann Szymanski	NC	5
3	Kai Marchetto	TI	4
4	Jackson Blom	CY	3
5	Liam Foley	TI	2
6	Archie Davis	NC	1

U17 Male Single Ski Race

1	Sam Meyers	TI	6
2	Kai Marchetto	TI	5
3	Oliver Leaversuch	CO	4
4	Jarvis Caren	TI	3
5	Archie Davis	NC	2
6	Oliver Brehaut	TI	1

U17 Male Single Ski Relay

1	Trigg Island TEAM A	TI	6
2	Trigg Island TEAM B	TI	5
3	North Cottesloe TEAM A	NC	4
4	Cottesloe TEAM A	CO	3
5	Trigg Island TEAM C	TI	2
6	North Cottesloe TEAM B	NC	1

U17 Male Surf Race

1	Lucas Wilson	SO	6
2	Kai Marchetto	TI	5
3	Oliver Brehaut	TI	4
4	Nathan Hunt	CY	3
5	Johann Szymanski	NC	2
6	Jake Shepherd	AL	1

U17 Male Surf Teams Race

1	Trigg Island TEAM A	TI	6
2	North Cottesloe TEAM A	NC	5
3	Cottesloe TEAM A	CO	4
4	Mullaloo TEAM A	ML	3

U17 Male Taplin Relay

1	Trigg Island TEAM A	TI	6
2	North Cottesloe TEAM B	NC	5
3	Trigg Island TEAM B	TI	4
4	City of Perth TEAM A	CY	3
5	North Cottesloe TEAM A	NC	2
6	Trigg Island TEAM C	TI	1

U19 Female Beach Flags

1	Alicia Ward	CO	6
2	Mia Fraser	CY	5
3	Laura McEwan	DK	4
4	Kali Grayson-Dharmaputri	NC	3
5	Danielle Honor	ML	2
6	Megan Bain	BY	1

U19 Female Beach Relay

1	City of Perth TEAM A	CY	6
2	North Cottesloe TEAM A	NC	5

U19 Female Beach Sprint

1	Alicia Ward	CO	6
2	Kali Grayson-Dharmaputri	NC	5
3	Mia Fraser	CY	4
4	Laura McEwan	DK	3
5	Megan Bain	BY	2
6	Danielle Honor	ML	1

U19 Female Board Race

1	Nikita Fredonnet	CY	6
2	Jessica Madden	SO	5
3	Neve Macleod	ML	4
4	Sarah May	ML	3
5	Laura McEwan	DK	2
6	Olivia Schou	TI	1

U19 Female Board Relay

1	City of Perth TEAM A	CY	6
2	Trigg Island TEAM A	TI	5
3	Mullaloo TEAM A	ML	4
4	Trigg Island TEAM B	TI	3
5	Sorrento TEAM A	SO	2

U19 Female Board Rescue

1	City of Perth TEAM A	CY	6
2	Scarboro TEAM A	SB	5
3	Trigg Island TEAM B	TI	4
4	Trigg Island TEAM A	TI	3

U19 Female Double Ski

1	North Cottesloe TEAM A	NC	6
2	City of Perth TEAM A	CY	5
3	North Cottesloe TEAM B	NC	4
4	Scarboro TEAM A	SB	3
5	City of Bunbury TEAM A	BY	2
6	Mullaloo TEAM A	ML	1

U19 Female Ironwoman

1	Nikita Fredonnet	CY	6
2	Jessica Madden	SO	5
3	Neve Macleod	ML	4

U19 Female Rescue Tube Rescue

1	Scarboro TEAM A	SB	6
2	City of Perth TEAM A	CY	5
3	North Cottesloe TEAM A	NC	4
4	Trigg Island TEAM A	TI	3

U19 Female Single Ski Race

1	Harriet Brown	NC	6
2	Nikita Fredonnet	CY	5
3	Sarah May	ML	4
4	Harriette Alexis	NC	3
5	Neve Macleod	ML	2
6	Olivia Schou	TI	1

U19 Female Single Ski Relay

1	City of Perth TEAM A	CY	6
2	Mullaloo TEAM A	ML	5
3	Trigg Island TEAM B	TI	4
4	Trigg Island TEAM A	TI	3
5	Scarboro TEAM A	SB	2

U19 Female Surf Race

1	Jessica Madden	SO	6
2	Sascha Innocent	TI	5
3	Nikita Fredonnet	CY	4
4	Eden McDonald	BN	3
5	Ella Packer	SO	2
6	Olivia Schou	TI	1

U19 Female Taplin Relay

1	City of Perth TEAM A	CY	6
2	Scarboro TEAM A	SB	5
3	Mullaloo TEAM A	ML	4
4	City of Bunbury TEAM A	BY	3
5	Sorrento TEAM A	SO	2
6	Trigg Island TEAM A	TI	1

U19 Female Surf Boat Race

1	North Cottesloe YOUNG GUNS	NC	6
2	Cottesloe CHAOS	CO	5
3	Scarboro STINGERS	SB	4
4	Fremantle FERALS	FM	3

U19 Male Beach Flags

1	James Kristensen	NC	6
2	Ben Johnson	SB	5
3	Daniel Comerros-Ochtman	PB	4
4	Michael Hall	NC	3
5	Joshua Woodward	NC	2
6	Aaron Gigney	ML	1

U19 Male Beach Relay

1	Mullaloo TEAM A	ML	6
2	Sorrento TEAM A	SO	5
3	North Cottesloe TEAM A	NC	4
4	Quinn's Mindarie TEAM A	QM	3
5	Cottesloe CAVEMEN	CO	2

U19 Male Beach Run (2Kml)

1	Ben Johnson	SB	6
2	Cameron Quirk	QM	5
3	Callum Hawkins	SB	4

U19 Male Beach Sprint

1	Aaron Gigney	ML	6
2	Daniel Comerros-Ochtman	PB	5
3	James Kristensen	NC	4
4	William Nottingham	SO	3
5	Caleb Mills	ML	2
6	Jai Hawke	ML	1

U19 Male Board Race

1	Will Savage	TI	6
2	Patrick Eley	TI	5
3	Max Hunter	TI	4
4	Brendan Naylor	TI	3
5	Ben Johnson	SB	2
6	Kirby Jackson	CY	1

U19 Male Board Relay

1	Trigg Island TEAM A	TI	6
2	Trigg Island TEAM B	TI	5
3	City of Perth TEAM A	CY	4
4	Mullaloo TEAM A	ML	2

U19 Male Board Rescue

1	Trigg Island TEAM A	TI	6
2	Trigg Island TEAM B	TI	5
3	Trigg Island TEAM C	TI	4
4	Scarboro TEAM A	SB	3
5	City of Perth TEAM B	CY	2
6	City of Perth TEAM A	CY	1

U19 Male Double Ski Race

1	City of Perth TEAM A	CY	6
2	Trigg Island TEAM A	TI	5
3	Trigg Island TEAM B	CY	4
4	North Cottesloe TEAM A	NC	3
5	City of Perth TEAM B	CY	2
6	North Cottesloe TEAM B	NC	1

U19 Male Ironman

1	Will Savage	TI	6
2	Tane Canton	TI	5
3	Max Hunter	TI	4
4	Charlie Hewitt	CY	3
5	Brendan Naylor	TI	2
6	Kirby Jackson	CY	1

U19 Male Rescue Tube Rescue

1	Trigg Island TEAM A	TI	6
2	Trigg Island TEAM B	TI	5
3	North Cottesloe TEAM A	NC	4
4	Scarboro TEAM A	SB	3
5	City of Perth TEAM A	CY	2
6	North Cottesloe TEAM B	NC	1

U19 Male Single Ski Race

1	Patrick Eley	TI	6
2	Will Savage	TI	5
3	Luke Egger	CY	4
4	Matthew Toms	TI	3
5	Charlie Hewitt	CY	2
6	Ryley Gardener	ML	1

U19 Male Single Ski Relay

1	Trigg Island TEAM A	TI	6
2	City of Perth TEAM A	CY	5
3	Trigg Island TEAM B	TI	4
4	Mullaloo TEAM A	ML	3

U19 Male Surf Boat Race

1	North Cottesloe Jackals	NC	6
2	Scarboro Sharks	SB	5
3	Mullaloo Mid Size Rigs	ML	4
4	Trigg Island TEAM A	TI	3
5	Cottesloe Cavemen	CO	2

U19 Male Surf Race

1	Will Savage	TI	6
2	Charlie Hewitt	CY	5
3	Tane Canton	TI	4
4	Kirby Jackson	CY	3
5	Ben Colliss	CY	2
6	Logan Griffin	MH	1

U19 Male Surf Teams Race

1	City of Perth TEAM A	CY	6
2	Trigg Island TEAM A	TI	5
3	Trigg TEAM B	TI	4

U19 Male Taplin Relay

1	Trigg Island TEAM A	TI	6
2	Trigg Island TEAM B	TI	5
3	City of Perth TEAM A	CY	4
4	Mullaloo TEAM A	ML	3
5	Sorrento TEAM A	SO	2
6	Scarborough TEAM A	SB	1

U21 Female Single Ski Race

1	Jazmin Shipway Carr	TI	6
2	Macarah Mallis	TI	5
3	Soraya Lee	ML	4
4	Selma Alibegovic	TI	3
5	Meg Warne	TI	2
6	Tyla Savage	TI	1

U21 Male Single Ski Race

1	Matthew Colliss	CY	6
2	Harry Hewitt	CY	5
3	Ethan Jackson	CY	4
4	Timothy Berry	SO	3
5	Harry Jones	ML	2
6	Daniel Snook	SO	1

U23 Female Surf Boat Race

1	North Cottesloe Jills	NC	6
2	City of Perth G'S	CY	5
3	Coogee Beach Crabs	CB	4
4	Trigg Island TEAM A	TI	3

U23 Male Surf Boat Race

1	North Cottesloe Wolverines	NC	6
2	Fremantle Mad Fish	FM	5
3	City of Perth Draught	CY	4

Open Female 5 Person R & R

1	Sorrento TEAM A	SO	6
2	Scarboro TEAM A	SB	5
3	Mullaloo TEAM A	ML	4

Open Female Surf Belt Race

1	Soraya Lee	ML	6
2	Ruby Warne	TI	5
3	Phoebe Ashworth	CY	4
4	Aysha Ferguson	TI	3
5	Elise Airey	SO	2
6	Meg Warne	TI	1

Open Male Surf Belt Race

1	Will Savage	TI	6
2	Harry Hewitt	CY	5
3	Kristopher Taylor	NC	4
4	Joshua Windsor	TI	3
5	Max Anderson Loake	CY	2
6	Cade Ferguson	TI	1

Open Mixed 5 Person R & R

1	Scarboro TEAM A	SB	6
2	Sorrento TEAM A	SO	5
3	Mullaloo TEAM A	ML	4

Open Mixed 6 Person R & R

1	Sorrento TEAM A	SO	6
2	Scarboro TEAM A	SB	5
3	Mullaloo TEAM A	ML	4

Youth Mixed 5 Person R & R

1	Sorrento TEAM A	SO	6
2	Sorrento TEAM B	SO	5
3	Scarboro TEAM A	SB	4
4	Fremantle TEAM A	FM	3
5	Mullaloo TEAM A	ML	2
6	Mullaloo TEAM B	ML	1

U17 Female Surf Belt Race

1	Katie Waddell	ML	6
2	Alice Harwood	SB	5
3	Aysha Ferguson	TI	4
4	Jenna Stummer	ML	3
5	Sophie Baron-Hay	CY	2
6	Keira Mladineo	NC	1

U17 Male Surf Belt Race

1	Oliver Brehaut	TI	6
2	Kai Marchetto	TI	5
3	Benjamin Snook	SO	4
4	Jackson Blom	CY	3
5	Johann Szymanski	NC	2
6	Archie Davis	NC	1

Open Female Champion Lifesaver

1	Talia Jakubans	GN	6
2	Phoebe Ashworth	CY	5
3	Julie Best	BY	4
4	Neve Macleod	ML	3
5	Leesa Equid	SN	2
6	Lauren Jolliffe	TI	1

Open Male Champion Lifesaver

1	Max Anderson Loake	CY	6
2	Callum Ilich	GN	5
3	Timothy Tucak	SN	4

SURF SPORTS RESULTS SENIORS

Youth Female Champion Lifesaver

1	Hannah Young	CY	6
2	Imogen Ashworth	CY	5
3	Grace McManis	TI	4
4	Sydnee Gould	MH	3

U17 Female Champion Lifesaver

1	Grace Young	CY	6
2	Stella Morgan	CY	5
3	Emily Macpherson	GT	4
4	Annika Rasmussen	ML	3
5	Alessandra Gillmore	TI	2

Open Mixed First Aid

1	Swanbourne Nedlands 'The Gloves Are On' SN		6
2	Mullaloo TEAM A	ML	5
3	Mullaloo TEAM B	ML	4
4	Swanbourne Nedlands 'Check Out My Bag' SN		3

Open Female Reserve Grade Surf Boat Race

1	North Cottesloe Reset	NC	6
2	Broome Heat	BM	5
3	Scarboro Shadows	SB	4
4	North Cottesloe Young Guns	NC	3
5	City of Perth Roosters	CY	2
6	Scarboro Storm	SB	1

Open Male Reserve Grade Surf Boat Race

1	North Cottesloe Phantoms	NC	6
1	North Cottesloe Cowards	NC	6
3	Mullaloo Vedy Nise	ML	4
4	North Cottesloe Jackals	NC	3
5	City of Perth Black	CY	2
6	Fremantle Who Dis	FM	1

Open Male Short Course Surf Boat Race

1	North Cottesloe Yeah The Boys	NC	6
2	North Cottesloe Cowards	NC	5
3	Fremantle Fajitas	FM	4
4	City of Perth BearBacks	CY	3
5	Fremantle Mad Fish	FM	2
6	City of Perth Draught	CY	1

Open Female Short Course Surf Boat Race

1	North Cottesloe Criticle Business	NC	6
2	Scarboro Sunsets	SB	5
3	North Cottesloe Mac Attack	NC	4
4	Sorrento Gypseas	SO	3
5	Coogee Beach Grabs	CB	2
6	Scarboro Shadows	SB	1

U19 Male Short Course Surf Boat Race

1	North Cottesloe Jackals	NC	6
2	Scarboro Sharks	SB	5
3	Cottesloe Cavemen	CO	4
4	Trigg Island TEAM A	TI	3
5	Mullaloo Mid Sized Riggs	ML	2

U19 Female Short Course Surf Boat Race

1	North Cottesloe Young Guns	NC	6
2	Scarboro Stingers	SB	5
3	Fremantle Ferals	FM	4

Open Mixed Rescue Relay

1	Mullaloo Team A	ML	6
2	Scarboro Team A	SB	5
3	Fremantle Single	FM	4

Open Female Mass Rescue

1	Mullaloo Team B	ML	6
2	Mullaloo Team A	ML	5
3	Scarboro Team A	SB	4
4	Sorrento Team A	SO	3
5	Scarboro Team C	SB	2
6	Fremantle Starfish	FM	1

Open Male Mass Rescue

1	Mullaloo Team A	ML	6
2	Scarboro Team C	SB	5
3	Mullaloo Team C	ML	4
4	Fremantle Fajitas	FM	3
5	Mullaloo Team B	ML	2
6	Mullaloo Team F	ML	1

Open Female Single Rescue

1	Mullaloo Team B	ML	6
2	Mullaloo Team A	ML	5
3	Scarboro Team B	SB	4
4	Scarboro Team A	SB	3
5	Mullaloo Team C	ML	2
6	Sorrento Team A	SO	1

Open Male Single Rescue

1	Mullaloo Team A	ML	6
2	Sorrento Team B	SO	5
3	Scarboro Team B	SB	4
4	Scarboro Team A	SB	3
5	Mullaloo Team C	ML	2
6	Mullaloo Team G	ML	1

Open Female Teams Rescue

1	Mullaloo Team A	ML	6
2	Scarboro Team A	SB	5
3	Fremantle Sea Dogs	FM	4
4	Scarboro Team B	SB	3
5	Port Bouvard Girls plus Dan	PB	2

Open Male Teams Rescue

1	Mullaloo Team A	ML	6
2	Scarboro Team A	SB	5
3	Mullaloo Team B	ML	4
4	Fremantle Lawsone Foursome	FM	3
5	Sorrento Team B	SO	2
6	Mullaloo Team E	ML	1

Open Female Tube Rescue

1	Scarboro Team A	SB	6
2	Mullaloo Team B	ML	5
3	Mullaloo Team C	ML	4
4	Scarboro Team B	SB	3
5	Fremantle Bouys	FM	2
6	Scarboro Team D	SB	1

Open Male Tube Rescue

1	Mullaloo Team D	ML	6
2	Mullaloo Team B	ML	5
3	Scarboro Team B	SB	4
4	Mullaloo Team A	ML	3
5	Fremantle Salty Sea	FM	2
6	Mullaloo Team C	ML	1





SURF SPORTS RESULTS LITTLE NIPPERS

2021 SunSmart WA Little Nipper Championships

7 March 2021, Sorrento Beach

U8 Female Beach Flags

1	Georgia Hannigan	TI
2	Leni Ellis	SO
3	Charlotte Le	SN

U8 Female Beach Sprint

1	Billie Richardson	FM
2	Imogen Gilhome	YP
3	Max Riemann	SO

U8 Female Board Race

1	Rosie King	SO
2	Leni Ellis	SO
3	Grace Hannaford	SO

U8 Female Surf Race

1	Milla Lang	SO
2	Lola Munro-Davis	CB
3	Josephine White	CO

U8 Male Beach Flags

1	Patrick King	NC
2	Jace Liddell-Houghton	TI
3	Valen Reid	ML

U8 Male Beach Sprint

1	Hugo Smith	CO
2	Jacob Bates	TI
3	Colt Nye	MH

U8 Male Board Race

1	Gregory Small	NC
2	Jedd Butler	TI
3	Benjamin Couanis	SN

U8 Male Surf Race

1	Beau Blair	NC
2	Rupert Bucher	NC
3	Hugo Smith	CO

U9 Female Beach Flags

1	Charlotte Kenny	SO
2	Scarlett Marr	SO
3	Ella Minchin	FM

U9 Female Beach Sprint

1	Amelia Franklin	SO
2	Maddi Jackson	SO
3	Jasmine Eckin	SO

U9 Female Board Race

1	Hannah Cipolloni	NC
2	Amelia Cipolloni	NC
3	Emme Fonseca	SB

U9 Female Surf Race

1	Ashley Buck	TI
2	Vivienne Barley	CO
3	Allegra Carbone	NC

U9 Male Beach Flags

1	Aiden Johns	QM
2	Khyber Andrews	SB
3	Leo Culley	TI

U9 Male Beach Sprint

1	Aiden Johns	QM
2	Edward Wallis	NC
3	Jack Cairns	NC

U9 Male Board Race

1	Lucas Thomson	SO
2	Parker Goddard	MH
3	Cael Mclure	SB

U9 Male Surf Race

1	Cael Mclure	SB
2	Jai Rogers	NC
3	Lucas Thomson	SO

SURF SPORTS RESULTS NIPPERS

2021 SunSmart WA Nipper Surf Life Saving Championships

Trophies

Nipper State Champions – Total Aggregate Points Sorrento SLSC

Awarded to the club with the highest total point score.

Nipper State Handicap Champions

North Cottesloe SLSC

Awarded to the club with the highest total point score overall, based on handicap derived from the previous State Championships overall point score.

2021 SunSmart WA Senior Surf Life Saving Championships

12-14 March 2021, Scarborough Beach

Overall Club Rank & Points

1	Sorrento SLSC	388
2	Trigg Island SLSC	259
3	North Cottesloe SLSC	243
4	Mullaloo SLSC	207
5	Cottesloe SLSC	179
6	Scarboro SLSC	109
7	City of Perth SLSC	108
8	Secret Harbour SLSC	87
9	Fremantle SLSC	79
10	City of Bunbury SLSC	55
11	Coogee Beach SLSC	43
12	Quinns Mindarie SLSC	34
13	Albany SLSC	17
14	Busselton SLSC	14
15	Yanchep SLSC	8
16	Denmark SLSC	7
17	Binningup SLSC	4
18	Floreat SLSC	3
19	Mandurah SLSC	1
20	Port Bouvard SLSC	1
21	Dongara Denison SLSC	0
	Swanbourne Nedlands SLSC	0

Overall Handicap Club Rank & Points

1	North Cottesloe SLSC	149
2	Sorrento SLSC	71
3	Mullaloo SLSC	52
4	Scarboro SLSC	49
5	Secret Harbour SLSC	19
6	Busselton SLSC	14
7	Yanchep SLSC	8
8	Binningup SLSC	4
9	Floreat SLSC	2
10	Denmark SLSC	1
11	Albany SLSC	0
	Dongara Denison SLSC	0
13	Swanbourne Nedlands SLSC	-1
14	Port Bouvard SLSC	-4
15	Mandurah SLSC	-6
16	Quinns Mindarie SLSC	-15
17	Coogee Beach SLSC	-16
18	City of Bunbury SLSC	-34
19	Cottesloe SLSC	-61
20	Fremantle SLSC	-76
21	Trigg Island SLSC	-81
22	City of Perth SLSC	-87

Results

U10 Female Beach Flags

1	Sienna Herring	CY	6
2	Ella Ireland	SO	5
3	Amy Maddox	CY	4
4	Josephine Constantine	NC	3
5	Evie Spratt	SO	2
6	Lyla Reed	SH	1

U10 Female Beach Relay

1	Sorrento TEAM A	SO	6
2	Trigg Island TEAM B	TI	5
3	City of Perth TEAM A	CY	4
4	Quinns Mindarie Team A	QM	3
5	Scarboro TEAM A	SB	2
6	North Cottesloe TEAM A	NC	1

U10 Female Beach Run (1km)

1	Jade Timoko	QM	6
2	Mia Watters	TI	5
3	Amelia Nuttman	FM	4
4	Lyla Reed	SH	3
5	Zoe Doyle	SB	2
6	Sienna Herring	CY	1

U10 Female Beach Sprint

1	Jade Timoko	QM	6
2	Paea Zaffino	TI	5
3	Ella Ireland	SO	4
4	Violet Davies	CO	3
5	Evie Spratt	SO	2
6	Chantal Pallis	CY	1

U10 Female Board Race

1	Ella Brigden	SO	6
2	Maggie Gregorevic	FM	5
3	Ruby Campbell	CB	4
4	Ellie Neervoort	TI	3
5	Mia Watters	TI	2
6	Niamh Gaughan	SO	1

U10 Female Board Relay

1	Sorrento TEAM A	SO	6
2	Mullaloo TEAM A	ML	5
3	Trigg Island TEAM A	TI	4
4	Fremantle TEAM A	FM	3
5	Quinns Mindarie Team A	QM	2
6	Secret Harbour Team A	SH	1

U10 Female Cameron Relay

1	Trigg Island TEAM A	TI	6
2	Fremantle Team A	FM	5
3	Sorrento TEAM A	SO	4
4	Sorrento TEAM B	SO	3
5	Trigg Island TEAM B	TI	2
6	Mullaloo Team A	ML	1

U10 Female Ironwoman

1	Ellie Neervoort	TI	6
2	Emmee Bevan	SO	5
3	Ella Brigden	SO	4
4	Mia Watters	TI	3
5	Olivia Allum	SO	2
6	Ruby Campbell	CB	1

U10 Female Surf Race

1	Ruby Campbell	CB	6
2	Mia Hale	FM	5
3	Emmee Bevan	SO	4
4	Evie D'Souza-Cookson	TI	3
5	Torah Howe	FM	2
6	Ava Walker	SO	1

U10 Female Surf Teams Race

1	Fremantle TEAM A	FM	6
2	Sorrento TEAM A	SO	5
3	Trigg Island TEAM A	TI	4
4	Mullaloo Team A	ML	3
5	City of Perth TEAM A	CY	2
6	City of Bunbury TEAM A	BY	1

U10 Male Beach Flags

1	Austin Hall	CB	6
2	Alexander Parry	SO	5
3	Cooper Popp	TI	4
4	Kai Barrett	SO	3
5	Caspar Kuenen	SO	2
6	Toby Kimber	ML	1

U10 Male Beach Relay

1	Coogee Beach TEAM A	CB	6
2	Sorrento TEAM A	SO	5
3	Mullaloo TEAM A	ML	4
4	Sorrento TEAM B	SO	3
5	Coogee Beach TEAM B	CB	2
6	Cottesloe TEAM A	CO	1

U10 Male Beach Run (1km)

1	Liam Whelan	SH	6
2	William Hughes	SH	5
3	Angus Payne	CY	4
4	Oliver Kuhn	BY	3
5	Ethan York	CB	2
6	Luke O'Donnell	SB	1

U10 Male Beach Sprint

1	Zane Jessamine	YP	6
2	Toby Kimber	ML	5
3	Kohen Prosper	ML	4
4	Maverick Greive	CB	3
5	William Hughes	SH	2
6	Liam Whelan	SH	1

U10 Male Board Race

1	Kostya Rogovsky	SO	6
2	Archie Knight	SO	5
3	Brodie Headling	TI	4
4	Liam Barrowclough	ML	3
5	Jack Hurst	CO	2
6	Max Kryachok	SB	1

U10 Male Board Relay

1	Sorrento TEAM A	SO	6
2	Cottesloe TEAM A	CO	5
3	Trigg Island TEAM B	TI	4
4	North Cottesloe TEAM A	NC	3
5	Mullaloo TEAM A	ML	2
6	Secret Harbour TEAM A	SH	1

U10 Male Cameron Relay

1	Cottesloe TEAM A	SO	6
2	Sorrento TEAM A	ML	5
3	Mullaloo TEAM A	CY	4
4	Sorrento TEAM B	TI	3
5	North Cottesloe TEAM A	FM	2
6	Scarboro TEAM A	SO	1

U10 Male Ironman

1	Jack Hurst	CO	6
2	Max Kryachok	SB	5
3	Archie Knight	SO	4
4	Liam Barrowclough	ML	3
5	Kostya Rogovsky	SO	2
6	Brodie Headling	TI	1

U10 Male Surf Race

1	Max Kryachok	SB	6
2	Monty Stork	CO	5
3	Jaxon Pearson	CY	4
4	Liam Barrowclough	ML	3
5	William Hughes	SH	2
6	Jack Hurst	CO	1

U10 Male Surf Teams Race

1	Sorrento TEAM A	SO	6
2	Cottesloe TEAM A	CO	5
3	North Cottesloe TEAM A	NC	4
4	Trigg Island TEAM B	TI	3
5	City of Perth TEAM A	CY	2
6	Mullaloo TEAM A	ML	1

U11 Female Beach Flags

1	Coco Fonseca	SB	6
2	Sofia Ilijovski	CO	5
3	Maya Liesis	ML	4
4	Rebecca Tierney	SB	3
5	Jasmin Whitaker	QM	2
6	Ginger Gleeson	DK	1

U11 Female Beach Relay

1	City of Perth TEAM A	CY	6
2	Scarboro TEAM A	SB	5
3	Trigg Island TEAM A	TI	4
4	Quinns Mindarie TEAM A	QM	3
5	Sorrento TEAM A	SO	2
6	Cottesloe TEAM A	CO	1

U11 Female Beach Run (1km)

1	Ginger Gleeson	DK	6
2	Skye McCaffrey	CY	5
3	Rachel O'Malley-Sudlow	NC	4
4	Neive Tierney	SH	3
5	Chloe Rear	CY	2
6	Sienna Alach	SB	1

U11 Female Beach Sprint

1	Rebecca Tierney	SB	6
2	Coco Fonseca	SB	5
3	Emma Paice	SO	4
4	Isla Marsden	QM	3
5	Jasmin Whitaker	QM	2
6	Skye McCaffrey	CY	1

U11 Female Board Race

1	Skye McCaffrey	CY	6
2	Madelyn Bertolini	SO	5
3	Neive Tierney	SH	4
4	Allegra Howard	CO	3
5	Tayla Maloney	TI	2
6	Coco Fonseca	SB	1

U11 Female Board Relay

1	Sorrento TEAM A	SO	6
2	Scarboro TEAM A	SB	5
3	Mullaloo TEAM A	ML	4
4	Coogee Beach TEAM A	CB	3
5	Cottesloe TEAM A	CO	2
6	Secret Harbour TEAM A	SH	1

U11 Female Board Rescue

1	Mullaloo TEAM A	ML	6
2	City of Bunbury TEAM A	BY	5
3	Cottesloe TEAM A	CO	4
4	Sorrento TEAM C	SO	3
5	North Cottesloe TEAM A	NC	2
6	Albany TEAM A	AL	1

U11 Female Cameron Relay

1	Sorrento TEAM A	SO	6
2	Cottesloe TEAM A	CO	5
3	Scarboro TEAM A	SB	4
4	City of Perth TEAM A	CY	3
5	North Cottesloe TEAM A	NC	2
6	Mullaloo TEAM A	ML	1

U11 Female Ironwoman

1	Madelyn Bertolini	SO	6
2	Neive Tierney	SH	5
3	Rachel O'Malley-Sudlow	NC	4
4	Skye McCaffrey	CY	3
5	Martha Chin	SO	2
6	Allegra Howard	CO	1

U11 Female Surf Race

1	Madelyn Bertolini	SO	6
2	Neive Tierney	SH	5
3	Eloise Sheldrick	CO	4
4	Rachel O'Malley-Sudlow	NC	3
5	Martha Chin	SO	2
6	Lila Turner	SB	1

U11 Female Surf Teams Race

1	Sorrento TEAM A	SO	6
2	Scarboro TEAM A	SB	5
3	North Cottesloe TEAM A	NC	4
4	Cottesloe TEAM A	CO	3
5	City of Perth TEAM A	CY	2
6	Quinns Mindarie TEAM A	QM	1

U11 Male Beach Flags

1	Trent Yates	SO	6
2	Patrick Campbell	ML	5
3	Elijah Caruana	BN	4
4	William Nicholls	ML	3
5	Finn Joyce	SB	2
6	William Simpson	NC	1

U11 Male Beach Relay

1	Trigg Island TEAM A	TI	6
2	North Cottesloe TEAM A	NC	5
3	Mullaloo TEAM A	ML	4
4	Sorrento TEAM B	SO	3
5	Mullaloo TEAM B	ML	2
6	Sorrento TEAM D	SO	1

U11 Male Beach Run (1km)

1	William Rea	NC	6
2	Samuel O'Brien	SO	5
3	Mitchell Eley-Woodhouse	AL	4
4	Eamon Stott	SO	3
5	Khye Reid	ML	2
6	Huey Davis	MH	1

U11 Male Beach Sprint

1	Trent Yates	SO	6
2	Billy Hawkes	TI	5
3	William Simpson	NC	4
4	Ewan Rumley	SB	3
5	Connor Doig	FM	2
6	Maxim Collins	ML	1

U11 Male Board Race

1	Harry Linehan	ML	6
2	Jack Couanis	NC	5
3	Sam Reynolds	NC	4
4	Billy Hawkes	TI	3
5	Taurin Johnson	SO	2
6	Bo Watters	TI	1

U11 Male Board Relay

1	North Cottesloe TEAM A	NC	6
2	Trigg Island TEAM A	TI	5
3	Sorrento TEAM A	SO	4
4	Mullaloo TEAM A	ML	3
5	Sorrento TEAM B	SO	2
6	Trigg Island TEAM B	TI	1

U11 Male Board Rescue

1	North Cottesloe TEAM A	NC	6
2	Mullaloo TEAM A	ML	5
3	Trigg Island TEAM A	TI	4
4	City of Perth TEAM A	CY	3
5	Sorrento TEAM B	SO	2
6	Sorrento TEAM A	SO	1

U11 Male Cameron Relay

1	Mullaloo TEAM A	ML	6
2	North Cottesloe TEAM A	NC	5
3	Sorrento TEAM A	SO	4
4	Trigg Island TEAM A	TI	3
5	Fremantle TEAM A	FM	2
6	Cottesloe TEAM A	CO	1

U11 Male Ironman

1	Sam Reynolds	NC	6
2	Harry Linehan	ML	5
3	Creed Shepherd	AL	4
4	Bodhi Duffy	SO	3
5	Oliver Browne	ML	2
6	Billy Hawkes	TI	1

U11 Male Surf Race

1	Sam Reynolds	NC	6
2	Creed Shepherd	AL	5
3	Oliver Browne	ML	4
4	Harry Linehan	ML	3
5	Timothy Hannon	TI	2
6	Pieter Prinsloo	FM	1

U11 Male Surf Teams Race

1	Sorrento TEAM A	SO	6
2	Trigg Island TEAM A	TI	5
3	Mullaloo TEAM A	ML	4
4	North Cottesloe TEAM A	NC	3
5	Sorrento TEAM B	SO	2
6	Mullaloo TEAM B	ML	1

U12 Female Beach Flags

1	Macy Boisvert	TI	6
2	Jayden Buckley	SO	5
3	Genevieve Crockett	ML	4
4	Molly Hills	FL	3
5	Lilliana Yujnovich	SO	2
6	Aimee Glover	SO	1

U12 Female Beach Relay

1	Sorrento TEAM A	SO	6
2	Sorrento TEAM B	SO	5
3	Trigg Island TEAM A	TI	4
4	Mullaloo TEAM A	ML	3
5	Cottesloe TEAM A	CO	2
6	Sorrento TEAM C	SO	1

U12 Female Beach Run (1km)

1	Isabella Neervoort	TI	6
2	Sasha Pallis	CY	5
3	Macy Boisvert	TI	4
4	Dylan Begley	SO	3
5	Charlotte King	NC	2
6	Eva Bermudes	TI	1

U12 Female Beach Sprint

1	Macy Boisvert	TI	6
2	Brooke Andrews	SB	5
3	Dylan Begley	SO	4
4	Matilda Cook	SB	3
5	Sasha Pallis	CY	2
6	Neve Sampson	QM	1

U12 Female Board Race

1	Isabella Neervoort	TI	6
2	Delta Cross	NC	5
3	Macy Boisvert	TI	4
4	Indiarna Burch	SO	3
5	Dylan Begley	SO	2
6	Leah Jorgensen	CY	1

U12 Female Board Relay

1	Trigg Island TEAM A	TI	6
2	Sorrento TEAM A	SO	5
3	North Cottesloe TEAM A	NC	4
4	Sorrento TEAM B	SO	3
5	North Cottesloe TEAM B	NC	2
6	City of Perth TEAM A	CY	1

U12 Female Board Rescue

1	Trigg Island TEAM A	TI	6
2	North Cottesloe TEAM C	NC	5
3	North Cottesloe TEAM A	NC	4
4	Fremantle TEAM C	FM	3
5	Secret Harbour TEAM A	SH	2
6	City of Perth TEAM A	CY	1

U12 Female Cameron Relay

1	North Cottesloe TEAM A	NC	6
2	Sorrento TEAM A	SO	5
3	Trigg Island TEAM A	TI	4
4	Cottesloe TEAM A	CO	3
5	Sorrento TEAM B	SO	2
6	Port Bouvard TEAM A	PB	1

U12 Female Ironwoman

1	Isabella Neervoort	TI	6
2	Delta Cross	NC	5
3	Sienna Pitt	NC	4
4	Indiarna Burch	SO	3
5	Charlie Czaplinska	CO	2
6	Ella Scott-Higgins	BY	1

U12 Female Surf Race

1	Alice Massey	NC	6
2	Alyssa Peake	FM	5
3	Delta Cross	NC	4
4	Indiarna Burch	SO	3
5	Isabella Neervoort	TI	2
6	Charlie Czaplinska	TI	1

U12 Female Surf Teams Race

1	North Cottesloe TEAM A	NC	6
2	Fremantle TEAM A	FM	5
3	Sorrento TEAM A	SO	4
4	Trigg Island TEAM A	TI	3
5	Cottesloe TEAM A	CO	2
6	Secret Harbour TEAM A	SH	1

U12 Male Beach Flags

1	Tom Clements	CO	6
2	Jesse Whyte	SO	5
3	Shay Burke	SO	4
4	Oscar Maher	ML	3
5	Roman Greive	CB	2
6	Finn Barrett	ML	1

U12 Male Beach Relay

1	Sorrento TEAM A	SO	6
2	Scarboro TEAM A	SB	5
3	Cottesloe TEAM A	CO	4
4	Fremantle TEAM A	FM	3
5	Mullaloo TEAM A	ML	2
6	Trigg Island TEAM A	TI	1

U12 Male Beach Run (1km)

1	Owen Chaloner	NC	6
2	Lucas Landers	CY	5
3	Ziggy Freemantle	BP	4
4	Felix Ransome Marin	BY	3
5	Austin Trend	CO	2
6	Ned Eldon	CO	1

U12 Male Beach Sprint

1	Jesse Whyte	SO	6
2	Tom Clements	CO	5
3	Cody Matthews	BY	4
4	Archie Bucher	NC	3
5	Fletcher Tinsley	CB	2
6	Rocco Zampogna	CY	1

U12 Male Board Race

1	Robbie Duffy	SO	6
2	Ned Eldon	CO	5
3	Brandon Pawle	SO	4
4	Alexander Small	NC	3
5	Edward Davis	NC	2
6	Tadhg Barrowclough	ML	1

U12 Male Board Relay

1	Sorrento TEAM A	SO	6
2	North Cottesloe TEAM A	NC	5
3	City of Perth TEAM A	CY	4
4	Cottesloe TEAM A	CO	3
5	Mullaloo TEAM A	ML	2
6	City of Bunbury TEAM A	BY	1

U12 Male Board Rescue

1	Cottesloe TEAM A	CO	6
2	North Cottesloe TEAM A	NC	5
3	City of Perth TEAM A	CY	4
4	Sorrento TEAM A	SO	3
5	City of Bunbury TEAM A	BY	2
6	Trigg Island TEAM A	TI	1

U12 Male Cameron Relay

1	Cottesloe TEAM A	CO	6
2	City of Perth TEAM A	CY	5
3	North Cottesloe TEAM A	NC	4
4	Sorrento TEAM A	SO	3
5	North Cottesloe TEAM B	NC	2
6	Trigg Island TEAM A	TI	1

U12 Male Ironman

1	Tighe O'Toole	CY	6
2	Shay Burke	SO	5
3	Edward Davis	NC	4
4	Taj Dorrington	CY	3
5	Ned Eldon	CO	2
6	Obi Rogers	NC	1

U12 Male Surf Race

1	Edward Davis	NC	6
2	Tighe O'Toole	CY	5
3	Tadhg Smith	TI	4
4	Obi Rogers	NC	3
5	Jake Arena	CO	2
6	Shay Burke	SO	1

SURF SPORTS RESULTS NIPPERS

U12 Male Surf Teams Race

1	North Cottesloe TEAM A	NC	6
2	Cottesloe TEAM A	CO	5
3	Sorrento TEAM A	SO	4
4	City of Perth TEAM A	CY	3
5	Trigg Island TEAM A	TI	2
6	Mullaloo TEAM A	ML	1

U13 Female Beach Flags

1	Ava Yujnovich	SO	6
2	Amy Doig	FM	5
3	Madison Hadley	FM	4
4	Isabella Biddle	ML	3
5	Olivia Mackey	TI	2
6	Isabella Bidesi	BN	1

U13 Female Beach Relay

1	Mullaloo TEAM A	ML	6
2	Sorrento TEAM A	SO	5
3	Trigg Island TEAM A	TI	4
4	Fremantle TEAM A	FM	3
5	Cottesloe TEAM A	CO	2
6	Sorrento TEAM B	SO	1

U13 Female Beach Run (1km)

1	Anna Colgan	CO	6
2	Kyra Tierney	SH	5
3	Isabella Bidesi	BN	4
4	Akayla Fairclough	SO	3
5	Anna Lockley	BY	2
6	Lyla Stewart	NC	1

U13 Female Beach Sprint

1	Carmen Wheeler	TI	6
2	Isabella Bidesi	BN	5
3	Emma Atwell	CO	4
4	Isabella Biddle	ML	3
5	Akayla Fairclough	SO	2
6	Olivia Mackey	TI	1

U13 Female Board Race

1	Milly Kok	TI	6
2	Annabel Hurst	CO	5
3	Olivia Doddy	BY	4
4	Kate Rigoll	TI	3
5	Kyra Tierney	SH	2
6	Elyn Bawden	TI	1

U13 Female Board Relay

1	Trigg Island TEAM A	TI	6
2	Cottesloe TEAM A	CO	5
3	City of Bunbury TEAM A	BY	4
4	Sorrento TEAM A	SO	3
5	North Cottesloe TEAM A	NC	2
6	Fremantle TEAM A	FM	1

U13 Female Board Rescue

1	Trigg Island TEAM B	TI	6
2	Cottesloe TEAM A	CO	5
3	North Cottesloe TEAM A	NC	4
4	City of Bunbury TEAM A	BY	3
5	Trigg Island TEAM A	TI	2
6	Cottesloe TEAM C	CO	1

U13 Female Cameron Relay

1	Cottesloe TEAM A	CO	6
2	Trigg Island TEAM A	TI	5
3	Trigg Island TEAM B	TI	4
4	City of Bunbury TEAM A	BY	3
5	North Cottesloe TEAM A	NC	2
6	Fremantle TEAM A	FM	1

U13 Female Ironwoman

1	Piper Lloyd	CO	6
2	Kyra Tierney	SH	5
3	Olivia Doddy	BY	4
4	Elyn Bawden	TI	3
5	Milly Kok	TI	2
6	Anna Lockley	BY	1

U13 Female Surf Race

1	Isabella Russell	NC	6
2	Kyra Tierney	SH	5
3	Eleanor Flowers	TI	4
4	Poppy Rawlings	FM	3
5	Olivia Doddy	BY	2
6	Piper Lloyd	CO	1

U13 Female Surf Teams Race

1	City of Bunbury TEAM A	BY	6
2	Trigg Island TEAM A	TI	5
3	North Cottesloe TEAM A	NC	4
4	Cottesloe TEAM A	CO	3
5	Fremantle TEAM A	FM	2
6	Sorrento TEAM A	SO	1

U13 Male Beach Flags

1	Blake Atkinson	ML	6
2	Igor Zivkovic	ML	5
3	Joel Shallue	QM	4
4	Luca Howard	CO	3
5	Kaeden McQuiod	YC	2
6	Lucca Zaffino	TI	1

U13 Male Beach Relay

1	Mullaloo Team A	ML	6
2	Sorrento (WA) Team A	SO	5
3	Trigg Island Team A	TI	4
4	Fremantle Team A	FM	3
5	Scarboro Team A	SB	2
6	City of Bunbury Team A	BY	1

U13 Male Beach Run (1km)

1	James Whelan	SH	6
2	Lachlan Phillips	NC	5
3	Harrison August Krawczyk	BL	4
4	Tyla Anderson	AL	3
5	Rhys Cameron	FM	2
6	Igor Zivkovic	ML	1

U13 Male Beach Sprint

1	Levi Pursell	CB	6
2	Blake Atkinson	ML	5
3	Jack Groom	FM	4
4	Lachlan Phillips	NC	3
5	Baxter Robertson	TI	2
6	Joel Shallue	QM	1

U13 Male Board Race

1	Tristan Oestervinter	SO	6
2	Tom Linehan	ML	5
3	Markus Booth	SO	4
4	Charlie Davis	NC	3
5	Callum Foley	ML	2
6	Matthew Collins	NC	1

U13 Male Board Relay

1	Mullaloo TEAM A	ML	6
2	Sorrento TEAM A	SO	5
3	Cottesloe TEAM A	CO	4
4	Trigg Island TEAM A	TI	3
5	Secret Harbour TEAM A	SO	2
6	City of Bunbury TEAM A	BY	1

U13 Male Board Rescue

1	Secret Harbour TEAM A	SH	6
2	Mullaloo	ML	5
3	Scarboro	SB	4
4	City of Perth	CP	3
5	Cottesloe	CO	2
6	Trigg Island TEAM A	TI	1

U13 Male Cameron Relay

1	Mullaloo TEAM A	ML	6
2	North Cottesloe TEAM A	NC	5
3	Sorrento TEAM A	SO	4
3	Scarboro TEAM A	SB	3
5	Trigg Island TEAM A	TI	2
6	Cottesloe TEAM A	CO	1

U13 Male Ironman

1	Finn Knox	SB	6
2	Charlie Davis	NC	5
3	James Whelan	SH	4
3	Matthew Collins	NC	3
5	Eoghan Barrowclough	ML	2
6	Markus Booth	SB	1

U13 Male Surf Race

1	Finn Knox	SB	6
2	Eoghan Barrowclough	ML	5
3	James Whelan	SH	4
4	Charlie Davis	NC	3
5	Matthew Collins	NC	2
6	Dylan George	TI	1

U13 Male Surf Teams Race

1	Scarboro TEAMA	SB	6
2	Secret Harbour TEAM A	SH	5
3	Sorrento TEAM A	SO	4
4	Mullaloo TEAM A	ML	3
5	North Cottesloe TEAM A	NC	2
6	Cottesloe TEAM A	CO	1

U11 Mixed 2 person R & R

1	Trigg Island TEAM A	TI	6
2	Sorrento TEAM A	SO	5
3	Mullaloo TEAM A	ML	4
4	Scarboro TEAM A	SB	3

U13 Mixed 2 Person R & R

1	Sorrento TEAM C	SO	6
2	Mullaloo TEAM B	ML	5
3	Sorrento TEAM A	SO	4
4	Cottesloe TEAM A	CO	3
5	Mullaloo TEAM A	ML	2
6	Cottesloe TEAM B	CO	1



FINANCIAL REPORT

FINANCIAL REPORT

FOR THE YEAR ENDED 30 APRIL 2021

ABN: 38 926 034 500

CONTENTS

Directors' Report	58
Statement of Profit or Loss and Other Comprehensive Income	59
Statement of Financial Position	60
Statement of Changes in Equity	61
Statement of Cash Flows	61
Notes to the Financial Statements	62 - 73
Directors' Declaration	73
Audit Report	74 - 76





DIRECTORS' REPORT

The Directors submit the financial report of Surf Life Saving Western Australia Inc. ("the Association") for the year ended 30 April 2021.

BOARD OF DIRECTORS

The names of Directors throughout the year and at the date of this report are:

James O'Toole	(CEO)
Craig Smith-Gander AM	(President)
Garry Williams	
Jarod Stone	
Chris Brien	
Sarah Leonard	
Leesa Equid	
Heidi Gan	

PRINCIPAL ACTIVITIES

The principal activities of the Association during the financial year were:

- The provision of life saving and emergency services, recreation, sport and youth development throughout Western Australia.

The operating activities of Surf Life Saving Western Australia Inc. reported a surplus of \$1,268,255 (2020: \$565,479 - Restated).

The surplus will continue to provide support across several areas of the movement, these include:

1. maintaining and improving key assets such as IT infrastructure and the ERCN network;
 2. expediting the rollout of various equipment, and providing for maintenance and replacement;
 3. assistance with the development of new programs to provide long term benefit to clubs and their members, in particular Nippers, Youth and Surf Sport development;
 4. assisting the Association to deploy more services in growth areas, and to assist clubs with their expanding role/s in the delivery of frontline services;
 5. allowing increased focus outside of the metropolitan area, including the substantial re/development of the Margaret River site to create a world class facility for use in training, development and surf sports competition along with providing enhanced local support to members and clubs in the southwest region;
- and
6. enabling continued investment in our internal fundraising capacity for the benefit of all SLSWA clubs.

Signed in accordance with a resolution of the Board of Directors.



Craig Smith-Gander AM
President



James O'Toole
Chief Executive Officer

Dated this 31st day of August 2021

STATEMENT OF PROFIT OR LOSS AND OTHER COMPREHENSIVE INCOME FOR THE YEAR ENDED 30 APRIL 2021

	Note	2021 \$	Restated 2020 \$
Revenue	2	13,969,695	13,575,440
(Loss)/Gain on disposal of property, plant and equipment		(9,115)	8,206
Employee benefits expense		(1,000,437)	(1,063,267)
Depreciation and amortisation expenses	20,3a	(1,182,431)	(1,240,857)
Fundraising expenses		(655,164)	(637,425)
Development and education expenses		(1,775,581)	(2,270,200)
Lifesaving expenses	3b	(4,770,884)	(4,616,671)
Marketing and sponsorship expenses		(452,582)	(408,714)
Competition expenses		(674,898)	(840,434)
Commercial activity expenses	3c	(2,090,172)	(1,704,488)
Finance costs – right of use assets	20	(38,713)	(96,666)
Other expenses		(51,463)	(139,445)
Surplus for the Year		1,268,255	565,479
Total comprehensive (loss)/income for the Year		1,268,255	565,479

The accompanying notes form part of these financial statements.

STATEMENT OF FINANCIAL POSITION

AS AT 30 APRIL 2021

	Note	2021 \$	Restated 2020 \$
ASSETS			
CURRENT ASSETS			
Cash and cash equivalents	4	8,885,491	6,783,182
Trade and other receivables	5	1,692,295	1,606,872
Prepayments	6	128,488	64,838
Accrued Income		440	190,500
TOTAL CURRENT ASSETS		10,706,714	8,645,392
NON - CURRENT ASSETS			
Property, plant and equipment	7	7,633,799	7,814,224
Right-of-use asset	11	4,379	899,847
Intangibles		6,021	9,554
TOTAL NON - CURRENT ASSETS		7,644,199	8,723,625
TOTAL ASSETS		18,350,913	17,369,017
CURRENT LIABILITIES			
Trade and other payables	8	2,325,545	1,700,554
Provisions	9	380,004	362,598
Lease Liability	12	2,602	918,466
TOTAL CURRENT LIABILITIES		2,708,151	2,981,618
NON - CURRENT LIABILITIES			
Provisions	9	41,793	52,083
Lease Liability	12	2,048	4,650
TOTAL NON - CURRENT LIABILITIES		43,841	56,733
TOTAL LIABILITIES		2,751,992	3,038,351
NET ASSETS		15,598,921	14,330,666
EQUITY			
Reserves	10	500,000	500,000
Accumulated Surplus		15,098,921	13,830,666
TOTAL EQUITY		15,598,921	14,330,666

The accompanying notes form part of these financial statements.

STATEMENT OF CHANGES IN EQUITY

FOR THE YEAR ENDED 30 APRIL 2021

	Accumulated Surplus \$	General Reserve \$	Total \$
Balance at 30 April 2019	13,265,187	500,000	13,765,187
Surplus attributable to members	588,516	-	588,516
Prior year adjustment	(23,037)	-	(23,037)
Balance at 30 April 2020 (Restated)	13,830,666	500,000	14,330,666
Surplus attributable to members	1,268,255	-	1,268,255
Balance at 30 April 2021	15,098,921	500,000	15,598,921

The accompanying notes form part of these financial statements.

STATEMENT OF CASH FLOWS

FOR THE YEAR ENDED 30 APRIL 2021

	Note	2021 \$	2020 \$
CASH FLOWS FROM OPERATING ACTIVITIES			
Receipts from operating activities		14,829,567	14,198,614
Payment to suppliers and employees		(11,697,981)	(12,769,930)
Interest received		40,346	95,024
Interest paid		-	-
Net cash provided by operating activities	16	3,171,932	1,523,708
CASH FLOWS FROM INVESTING ACTIVITIES			
Purchase of property, plant and equipment		(277,582)	(2,010,732)
Proceeds on disposal of property, plant and equipment		165,462	157,413
Net cash provided by/(used in) investing activities		(112,120)	(1,853,319)
CASH FLOWS FROM FINANCING ACTIVITIES			
Repayment of lease liabilities		(957,503)	(959,945)
Repayment of borrowings		-	-
Net cash used in financing activities		(957,503)	(959,945)
Net increase in cash held		2,102,309	(1,289,556)
Cash at the beginning of the financial year		6,783,182	8,072,738
Cash at the end of the financial year	4	8,885,491	6,783,182

The accompanying notes form part of these financial statements.

NOTES TO THE FINANCIAL STATEMENTS

FOR THE YEAR ENDED 30 APRIL 2021

NOTE 1: STATEMENT OF SIGNIFICANT ACCOUNTING POLICIES

This financial report is a general purpose financial report that has been prepared in accordance with Australian Accounting Standards (including Australian Accounting Interpretations), other authoritative pronouncements of the Australian Accounting Standards Board, the requirements of the Australian Charities and Not-for-Profits Commission Act 2012 and the Associations Incorporation Act 2015.

The financial report covers Surf Life Saving Western Australia Inc. as an individual entity. Surf Life Saving Western Australia Inc. is an Association incorporated in Western Australia under the Associations Incorporation Act 2015.

The financial report of Surf Life Saving Western Australia Inc. as an individual entity complies with all Australian equivalents to International Financial Reporting Standards (AIFRS) in their entirety. Compliance with AIFRS ensures compliance with International Financial Reporting Standards.

The following is a summary of the material accounting policies adopted by the Association in the preparation of the financial report. The accounting policies have been consistently applied, unless otherwise stated.

Basis of preparation

The accounting policies set out below have been consistently applied to all years presented.

Reporting Basis and Conventions

The financial report has been prepared on an accrual basis and is based on historical costs modified by the revaluation of selected non-current assets, financial assets and financial liabilities for which the fair value basis of accounting has been applied. The amounts presented in the financial report are present in Australian dollars and have been rounded to the nearest dollar.

New, revised or amending Accounting Standards and Interpretations adopted

The Association has adopted all of the new, revised or amending Accounting Standards and Interpretations issued by the Australian Accounting Standards Board ('AASB') that are mandatory for the current reporting period.

Any new, revised or amending Accounting Standards or Interpretations that are not yet mandatory have not been early adopted.

The accounting policies adopted in the preparation of the financial statements are consistent with those followed in the preparation of the Association's annual financial statements for the previous reporting period.

Accounting Policies

(a) Income Tax

The Association has obtained tax-exempt status under current Australian Taxation legislation.

(b) Current and non-current classification

Assets and liabilities are presented in the statement of financial position based on current and non-current classification.

An asset is classified as current when: it is either expected to be realised or intended to be sold or consumed in the Association's normal operating cycle; it is held primarily for the purpose of trading; it is expected to be realised within 12 months after the reporting period; or the asset is cash and cash equivalent unless restricted from being exchanged or used to settle a liability for at least 12 months after the reporting period. All other assets are classified as non-current.

A liability is classified as current when: it is either expected to be settled in the Association's normal operating cycle; it is held primarily for the purpose of trading; it is due to be settled within 12 months after the reporting period; or there is no unconditional right to defer the settlement of the liability for at least 12 months after the reporting period. All other liabilities are classified as non-current.

(c) Property, Plant and Equipment

Each class of property, plant and equipment is carried at cost or fair value as indicated less, where applicable, any accumulated depreciation and impairment losses.

Property

Freehold land and buildings are recorded at their fair value (being the amount for which an asset could be exchanged between knowledgeable willing parties in an arm's length transaction), based on periodic, but at least triennial valuations by external independent valuers. During the intervening periods, the fair values are determined on the basis of a Directors' valuation.

Increases in the carrying amount arising on revaluation of land and buildings are credited to a revaluation reserve in equity. Decreases that offset previous increases of the same asset are recognised against fair value reserves directly in equity; all other decreases are recognised in profit or loss.

NOTES TO THE FINANCIAL STATEMENTS

FOR THE YEAR ENDED 30 APRIL 2021

NOTE 1: STATEMENT OF SIGNIFICANT ACCOUNTING POLICIES (Cont.)

Plant and Equipment

Plant and equipment is measured on the cost basis less depreciation and impairment losses.

The carrying amount of plant and equipment is reviewed annually by Directors to ensure it is not in excess of the recoverable amount from these assets. The recoverable amount is assessed on the basis of the expected net cash flows that will be received from the assets' employment and subsequent disposal. The expected net cash flows have been discounted to present values in determining recoverable amounts.

Depreciation

The depreciable amount of plant and equipment along with the motor vehicles and building fitouts are depreciated on a diminishing value basis or straight line basis over their useful life from the time the asset is held ready for use.

The depreciation rates used for each class of depreciable assets (excluding land and buildings) are:

Class of Fixed Asset	Depreciation Rate
Office equipment	25% to 33%
Coastal Safety equipment	25% to 100%
Surf education equipment	30%
Competition equipment	16-67%
Motor vehicles	12.50% to 25%
Building fit-out	10%

Assets residual values and useful lives are reviewed and adjusted, if appropriate, at each balance date.

An asset's carrying amount is written down immediately to its recoverable amount if the asset's carrying amount is greater than its estimated recoverable amount.

Gains and losses on disposals are determined by comparing proceeds with the carrying amount. These gains and losses are included in the statement of comprehensive income.

(d) **Impairment of Assets**

At each reporting date, the Association reviews the carrying values of its tangible assets to determine whether there is any indication that those assets have been impaired. If such an indication exists, the recoverable amount of the asset, being the higher of the assets fair value less costs to sell and value-in-use, is compared to the assets carrying value. Any excess of the assets carrying value over its recoverable amount is expensed to the statement of comprehensive income.

Where it is not possible to estimate the recoverable amount of an individual asset, the Association estimates the recoverable amount of the cash-generating unit to which the asset belongs.

(e) **Fair Value Measurement**

When an asset or liability, financial or non-financial, is measured at fair value for recognition or disclosure purposes, the fair value is based on the price that would be received to sell an asset or paid to transfer a liability in an orderly transaction between market participants at the measurement date; and assumes that the transaction will take place either: in the principal market; or in the absence of a principal market, in the most advantageous market.

Fair value is measured using the assumptions that market participants would use when pricing the asset or liability, assuming they act in their economic best interest. For non-financial assets, the fair value measurement is based on its highest and best use. Valuation techniques that are appropriate in the circumstances and for which sufficient data are available to measure fair value, are used, maximising the use of relevant observable inputs and minimising the use of unobservable inputs.

(f) **Employee Benefits**

Provision is made in respect of the Association's liability for employee benefits arising from services rendered by employees to balance date. Employee benefits that are expected to be settled within one year have been measured at the amounts expected to be paid when the liability is settled, plus related on-costs. Employee benefits payable later than one year have been measured at the present value of the estimated future cash outflows to be made for those benefits.

(g) **Cash and Cash Equivalents**

Cash and cash equivalents include cash on hand, deposits held at-call with banks and other short-term highly liquid investments with original maturities of three months or less.

NOTES TO THE FINANCIAL STATEMENTS

FOR THE YEAR ENDED 30 APRIL 2021

NOTE 1: STATEMENT OF SIGNIFICANT ACCOUNTING POLICIES (Cont.)

(h) **Revenue recognition**

The Association recognises revenue as follows:

Revenue from contracts with customers

Revenue is recognised at an amount that reflects the consideration to which the association is expected to be entitled in exchange for transferring goods or services to a customer. For each contract with a customer, the association: identifies the contract with a customer; identifies the performance obligations in the contract; determines the transaction price which takes into account estimates of variable consideration and the time value of money; allocates the transaction price to the separate performance obligations on the basis of the relative stand-alone selling price of each distinct good or service to be delivered; and recognises revenue when or as each performance obligation is satisfied in a manner that depicts the transfer to the customer of the goods or services promised.

Grants/ Sponsorship

Grant revenue is recognised in profit or loss when the Association satisfies the performance obligations stated within the funding agreements. If performance obligations are not sufficiently specific, the Association recognises this revenue, at a point in time, which is generally on receipt.

Donations

Revenue from donations is recognised upon receipt of the funds.

Interest

Interest revenue is recognised on a proportional basis taking into account the interest rates applicable to the financial assets.

Volunteer Services

The Association has elected not to recognise volunteer services as either revenue or other forms of contributions received. As such, any related consumption or capitalisation of such resources received is also not recognised.

All revenue is stated net of the amount of goods and services tax (GST).

(i) **Goods and Services Tax (GST)**

Revenues, expenses and assets are recognised net of the amount of GST, except where the amount of GST incurred is not recoverable from the Australian Taxation Office. In these circumstances the GST is recognised as part of the cost of acquisition of the asset or as part of an item of the expense. Receivables and payables in the statement of financial position are shown inclusive of GST.

Cash flows are presented in the cash flow statement on a gross basis, except for the GST component of investing and financing activities, which are disclosed as operating cash flows.

(j) **Financial assets**

Initial recognition

Financial assets are classified, at initial recognition, and subsequently measured at amortised cost, fair value through other comprehensive income (OCI), or fair value through profit or loss.

The classification of financial assets at initial recognition that are debt instruments depends on the financial asset's contractual cash flow characteristics and the Association's business model for managing them. Trade receivables that do not contain a significant financing component, are measured at their transaction price.

In order for a financial asset to be classified and measured at amortised cost, it needs to give rise to cash flows that are 'solely payments of principal and interest (SPPI)' on the principal amount outstanding. This assessment is referred to as the SPPI test and is performed at an instrument level. The Association's business model for managing financial assets refers to how it manages its financial assets in order to generate cash flows. The business model determines whether cash flows will result from collecting contractual cash flows, selling the financial assets, or both.

Subsequent measurement

For purposes of subsequent measurement, financial assets are classified in four categories:

- Financial assets at amortised cost (debt instruments);
- Financial assets at fair value through OCI with recycling of cumulative gains and losses (debt instruments);
- Financial assets designated at fair value through OCI with no recycling of cumulative gains and losses upon derecognition (equity instruments); or
- Financial assets at fair value through profit or loss.

NOTES TO THE FINANCIAL STATEMENTS

FOR THE YEAR ENDED 30 APRIL 2021

NOTE 1: STATEMENT OF SIGNIFICANT ACCOUNTING POLICIES (Cont.)

Financial assets at amortised cost

Financial assets at amortised cost are subsequently measured using the effective interest rate ('EIR') method and are subject to impairment. Interest received is recognised as part of finance income in the statement of profit or loss and other comprehensive income. Gains and losses are recognised in profit or loss when the asset is derecognised, modified or impaired.

The Association's financial assets at amortised cost include trade and other receivables.

Other financial assets

The Association does not have any financial assets that are measured and recognised at fair value through OCI or at fair value through profit or loss.

Derecognition

A financial asset (or, where applicable, a part of a financial asset or part of a group of similar financial assets) is primarily derecognised when the rights to receive cash flows from the asset have expired.

Impairment of financial assets

The Association recognises an allowance for ECLs for all debt instruments not held at fair value through profit or loss. ECLs are based on the difference between the contractual cash flows due in accordance with the contract and all the cash flows that the Association expects to receive, discounted at an approximation of the original EIR. ECLs are recognised in two stages. For credit exposures for which there has not been a significant increase in credit risk since initial recognition, ECLs are provided for credit losses that result from default events that are possible within the next 12-months (a 12-month ECL). For those credit exposures for which there has been a significant increase in credit risk since initial recognition, a loss allowance is required for credit losses expected over the remaining life of the exposure, irrespective of the timing of the default (a lifetime ECL).

For trade receivables and other receivables due in less than 12 months, the Association applies the simplified approach in calculating ECLs, as permitted by AASB 9. Therefore, the Association does not track changes in credit risk, but instead, recognises a loss allowance based on the financial asset's lifetime ECL at each reporting date. When determining whether the credit risk of a financial asset has increased significantly since initial recognition and when estimating ECLs, the Association considers reasonable and supportable information that is relevant and available without undue cost or effort. This includes both quantitative and qualitative information and analysis, based on the Association's historical experience and informed credit assessment including forward-looking information.

The Association considers a financial asset in default when internal or external information indicates that the Association is unlikely to receive the outstanding contractual amounts in full before taking into account any credit enhancements held by the Association. A financial asset is written off when there is no reasonable expectation of recovering the contractual cash flows and is not subject to enforcement activity.

At each reporting date, the Association assesses whether financial assets carried at amortised cost are credit-impaired. A financial asset is credit-impaired when one or more events that have a detrimental impact on the estimated future cash flows of the financial asset have occurred.

(k) **Financial Liabilities**

Initial recognition

Financial liabilities are classified, at initial recognition, as financial liabilities at fair value through profit or loss, loans and borrowings or payables, as appropriate.

All financial liabilities are recognised initially at fair value and, in the case of loans and borrowings and payables, net of directly attributable transaction costs. The Association's financial liabilities include trade and other payables and accruals.

Subsequent measurement

Trade and Other payables, Accruals

After initial recognition, trade and other payables and accruals are subsequently measured at amortised cost. Gains and losses are recognised in the statement of profit or loss and other comprehensive income when the liabilities are derecognised.

Derecognition

A financial liability is derecognised when the associated obligation is discharged, cancelled or expires. When an existing financial liability is replaced by another from the same lender on substantially different terms, or the terms of an existing liability are substantially modified, such an exchange or modification is treated as the derecognition of the original liability and the recognition of a new liability. The difference in the respective carrying amounts is recognised in the statement of profit or loss and other comprehensive income.

NOTES TO THE FINANCIAL STATEMENTS

FOR THE YEAR ENDED 30 APRIL 2021

NOTE 1: STATEMENT OF ACCOUNTING POLICIES (Cont.)

(l) **Right of Use Assets**

A right-of-use asset is recognised at the commencement date of a lease. The right-of-use asset is measured at cost, which comprises the initial amount of the lease liability, adjusted for, as applicable, any lease payments made at or before the commencement date net of any lease incentives received, any initial direct costs incurred, and, except where included in the cost of inventories, an estimate of costs expected to be incurred for dismantling and removing the underlying asset, and restoring the site or asset.

Right-of-use assets are depreciated on a straight-line basis over the unexpired period of the lease or the estimated useful life of the asset, whichever is the shorter. Where the Association expects to obtain ownership of the leased asset at the end of the lease term, the depreciation is over its estimated useful life. Right-of-use assets are subject to impairment or adjusted for any remeasurement of lease liabilities.

The Association has elected not to recognise a right-of-use asset and corresponding lease liability for short-term leases with terms of 12 months or less and leases of low-value assets. Lease payments on these assets are expensed to profit or loss as incurred.

(m) **Lease Liabilities**

A lease liability is recognised at the commencement date of a lease. The lease liability is initially recognised at the present value of the lease payments to be made over the term of the lease, discounted using the interest rate implicit in the lease or, if that rate cannot be readily determined, the Association's incremental borrowing rate. Lease payments comprise of fixed payments less any lease incentives receivable, variable lease payments that depend on an index or a rate, amounts expected to be paid under residual value guarantees, exercise price of a purchase option when the exercise of the option is reasonably certain to occur, and any anticipated termination penalties. The variable lease payments that do not depend on an index or a rate are expensed in the period in which they are incurred.

Lease liabilities are measured at amortised cost using the effective interest method. The carrying amounts are remeasured if there is a change in the following: future lease payments arising from a change in an index or a rate used; residual guarantee; lease term; certainty of a purchase option and termination penalties. When a lease liability is remeasured, an adjustment is made to the corresponding right-of-use asset, or to profit or loss if the carrying amount of the right-of-use asset is fully written down.

(n) **Critical accounting judgements, estimates and assumption**

The preparation of the financial statements requires management to make judgements, estimates and assumptions that affect the reported amounts in the financial statements. Management continually evaluates its judgements and estimates in relation to assets, liabilities, contingent liabilities, revenue and expenses. Management bases its judgements, estimates and assumptions on historical experience and on other various factors, including expectations of future events, management believes to be reasonable under the circumstances. The resulting accounting judgements and estimates will seldom equal the related actual results. The judgements, estimates and assumptions that have a significant risk of causing a material adjustment to the carrying amounts of assets and liabilities (refer to the respective notes) within the next financial year are discussed below.

Impairment of non-financial assets other than goodwill and other indefinite life intangible assets

The Association assesses impairment of non-financial assets other than goodwill and other indefinite life intangible assets at each reporting date by evaluating conditions specific to the Association and to the particular asset that may lead to impairment. If an impairment trigger exists, the recoverable amount of the asset is determined. This involves fair value less costs of disposal or value-in-use calculations, which incorporate a number of key estimates and assumptions.

Employee benefits provision

The liability for employee benefits expected to be settled more than 12 months from the reporting date are recognised and measured at the present value of the estimated future cash flows to be made in respect of all employees at the reporting date. In determining the present value of the liability, estimates of attrition rates and pay increases through promotion and inflation have been taken into account.

Coronavirus (COVID-19) pandemic

Judgement has been exercised in considering the impacts that the Coronavirus (COVID-19) pandemic has had, or may have, on the Association based on known information. This consideration extends to the nature of the products and services offered, customers, supply chain, staffing and geographic regions in which the Association operates. Other than as addressed in specific notes, there does not currently appear to be either any significant impact upon the financial statements or any significant uncertainties with respect to events or conditions which may impact the Association unfavourably as at the reporting date or subsequently as a result of the Coronavirus (COVID-19) pandemic.

NOTES TO THE FINANCIAL STATEMENTS

FOR THE YEAR ENDED 30 APRIL 2021

NOTE 2: REVENUE

Revenue from contracts with customers

	Note	2021 \$	2020 \$
Coastal Risk Services		96,155	67,904
Development & Education		1,340,139	1,327,771
Grants	13	5,820,334	6,178,346
Helicopter Services		-	4,925
Lifeguard Services		2,146,714	2,015,454
Lifesaving		101,496	241,493
Marketing		1,509,827	1,734,627
Member Services		1,248,854	855,855
Surf Sports		191,071	126,312
Other		76,557	94,472
		12,531,147	12,647,159
Other revenue			
Bequests & Donations		610,202	592,757
Interest Received		40,346	95,024
JobKeeper Government Support		738,000	190,500
Other		50,000	50,000
		1,438,548	928,281
Total Revenue		13,969,695	13,575,440

NOTE 3: EXPENSES

Surplus is stated after charging or crediting:

a) Depreciation and Amortisation Expenses

Depreciation of right-of-use asset	895,468	896,092
Depreciation of property, plant and equipment	283,430	341,222
Amortisation of intangibles	3,533	3,543
	1,182,431	1,240,857

b) Lifesaving Expenses

Salaries & Wages	2,483,894	2,584,239
Travel	167,895	110,961
Insurance	77,452	66,870
Club Support Services	623,280	559,940
Helicopter Services	490,850	516,390
Fuel & Oil	221,691	286,244
Repairs & Maintenance	144,758	90,943
Equipment	341,787	211,287
Other	219,277	189,797
	4,770,884	4,616,671

c) Commercial Activity Expenses

Salaries & Wages	400,163	398,194
Travel	35,607	52,346
Insurance	260,704	216,091
Club Support Services	673,563	129,466
Computer Expenses	178,424	167,310
Venue Hire	87,965	78,050
Equipment	43,577	180,234
Other	410,169	482,797
	2,090,172	1,704,488

NOTES TO THE FINANCIAL STATEMENTS

FOR THE YEAR ENDED 30 APRIL 2021

NOTE 4: CASH AND CASH EQUIVALENTS

Cash at bank

2021 \$	2020 \$
8,885,491	6,783,182

NOTE 5: TRADE AND OTHER RECEIVABLES

Trade and other receivables

1,692,295	1,606,872
-----------	-----------

NOTE 6: PREPAYMENTS

Prepayments

128,488	64,838
---------	--------

NOTE 7: PROPERTY, PLANT AND EQUIPMENT

Office Equipment:

At cost

356,839	413,020
---------	---------

Accumulated depreciation

(316,044)	(364,144)
-----------	-----------

40,795	48,876
---------------	---------------

Coastal Safety Equipment:

At cost

905,900	1,183,039
---------	-----------

Accumulated depreciation

(716,940)	(796,111)
-----------	-----------

188,960	386,928
----------------	----------------

Surf Education Equipment:

At cost

5,000	5,000
-------	-------

Accumulated depreciation

(4,693)	(4,562)
---------	---------

307	438
------------	------------

Competition Equipment:

At cost

120,804	120,804
---------	---------

Accumulated depreciation

(86,354)	(64,504)
----------	----------

34,450	56,300
---------------	---------------

Motor Vehicles:

At cost

427,776	382,938
---------	---------

Accumulated depreciation

(125,650)	(93,591)
-----------	----------

302,126	289,347
----------------	----------------

Land and Building (including Improvements):

At Fair Value

(a)

5,590,000	5,590,000
-----------	-----------

Additions at cost

(b)

1,423,276	1,423,276
-----------	-----------

7,013,276	7,013,276
------------------	------------------

Fixtures and Fittings:

At cost

62,124	24,167
--------	--------

Accumulated depreciation

(8,239)	(5,108)
---------	---------

53,885	19,059
---------------	---------------

Total Property, Plant and Equipment

7,633,799	7,814,224
------------------	------------------

(a) Balance determined to be the fair value of the State Centre Office at 7 Delawney Street, Balcatta, Western Australia. The property was purchased on 7 May 2012 for \$6,300,000. As at 30 April 2021, the Directors have assessed the fair value of the Land and Building to be \$5,590,000 based on an independent desktop review undertaken during the year. See Note 14 for the classification of the fair value measurement of the Land and Buildings.

(b) The Association purchased 214-222 Railway Terrace, Margaret River on 6 April 2020 for \$1,350,000. In accounting for the costs directly attributable to the acquisition, the property has been recorded at cost of \$1,423,276.

NOTES TO THE FINANCIAL STATEMENTS

FOR THE YEAR ENDED 30 APRIL 2021

NOTE 7: PROPERTY, PLANT AND EQUIPMENT (Cont.)

a) MOVEMENTS IN CARRYING AMOUNTS

Movement in the carrying amounts for each class of property, plant and equipment.

	Office Equipment \$	Coastal Safety Equipment \$	Surf Education Equipment \$	Comp Equipment \$	Motor Vehicles \$	Land and Building \$	Fixtures and Fittings \$	New Building Project \$	Total
Balance at 30 April 2019	65,409	405,986	627	41,421	186,961	5,590,000	13,517	-	6,303,921
Additions	924	234,937	-	32,665	301,105	-	8,450	1,423,276	2,001,357
Disposals	(916)	(17,732)	-	-	(131,184)	-	-	-	(149,832)
Depreciation	(16,541)	(236,263)	(189)	(17,786)	(67,535)	-	(2,908)	-	(341,222)
Revaluation	-	-	-	-	-	-	-	-	-
Write off	-	-	-	-	-	-	-	-	-
Balance at 30 April 2020	48,876	386,928	438	56,300	289,347	5,590,000	19,059	1,423,276	7,814,224
Additions	9,307	7,238	-	-	222,402	-	37,957	-	276,904
Disposals	(4,206)	(41,992)	-	-	(127,701)	-	-	-	(173,899)
Depreciation	(13,182)	(163,214)	(131)	(21,850)	(81,922)	-	(3,131)	-	(283,430)
Revaluation	-	-	-	-	-	-	-	-	-
Write off	-	-	-	-	-	-	-	-	-
Balance at 30 April 2021	40,795	188,960	307	34,450	302,126	5,590,000	53,885	1,423,276	7,633,799

NOTE 8: TRADE AND OTHER PAYABLES

Trade and other payables
Grants received in advance

	2021 \$	2020 \$
Trade and other payables	1,801,010	998,769
Grants received in advance	524,535	701,785
	2,325,545	1,700,554

Unsatisfied performance obligations

The aggregate amount of the transaction price allocated to the performance obligations that are unsatisfied at the end of the reporting period is \$524,535 as at 30 April 2021 (\$701,785 as at 30 April 2020) and is expected to be recognised as revenue in future period as follows:

	2021 \$	2020 \$
Within 6 months	403,000	420,250
6 to 12 months	121,535	281,535
	524,535	701,785

NOTES TO THE FINANCIAL STATEMENTS

FOR THE YEAR ENDED 30 APRIL 2021

NOTE 9: PROVISIONS

Opening Balance at 1 May 2020
 Net Movement in Provision
Balance at 30 April 2021

Annual Leave \$	Long Service Leave \$	Total \$
224,311	190,370	414,681
(35,518)	42,634	7,116
188,793	233,004	421,797

Analysis of Total Provisions

Current
 Non-Current

2021 \$	2020 \$
380,004	362,598
41,793	52,083
421,797	414,681

Provision for Long Service Leave

A provision has been recognised for employee entitlements relating to long service leave. In calculating the present value of future cash flows in respect of long service leave, the probability of long service leave being taken is based on historical data. The measurement and recognition criteria relating to employee benefits have been included in Note 1 to this report.

NOTE 10: RESERVES

General Reserve

The purpose of the reserve is to provide protection against any adverse effects on major revenue streams to ensure that the critical operational aspects of SLSWA can be provided. The reserve was reviewed prior to the end of the financial year and the Board considered that the amount of \$500,000 to be appropriate. This policy is to be reviewed at the end of each financial year.

NOTE 11: RIGHT OF USE ASSET

Helicopter

At cost
 Accumulated Depreciation

Office Equipment

At cost
 Accumulated Depreciation

2021 \$	2020 \$
1,785,939	1,785,939
(1,785,939)	(892,969)
-	892,970
10,000	10,000
(5,621)	(3,123)
4,379	6,877

NOTE 12: LEASE LIABILITY

Current
 Non-Current

2021 \$	2020 \$
2,602	918,466
2,048	4,650
4,650	923,116

NOTE 13: GRANTS

Total grants received and recognised as income during the year include the following:

Fire and Emergency Services Authority of Western Australia
 (Service Agreement)
 SLSA Beach Safe
 State Government
 Department of Sports and Recreation
 Lotterywest
 Other Grant Providers

2021 \$	2020 \$
1,381,000	1,381,000
222,924	468,283
3,746,517	3,696,282
180,000	180,000
289,893	451,081
-	1,700
5,820,334	6,178,346

NOTES TO THE FINANCIAL STATEMENTS

FOR THE YEAR ENDED 30 APRIL 2021

NOTE 14: FAIR VALUE MEASUREMENT

The following tables detail the Association's assets and liabilities, measured or disclosed at fair value, using a three level hierarchy, based on the lowest level of input that is significant to the entire fair value measurement, being -

Level 1: Quoted prices (unadjusted) in active markets for identical assets or liabilities that the entity can access at the measurement date.

Level 2: Inputs other than quoted prices included within Level 1 that are observable for the asset or liability, either directly or indirectly.

Level 3: Unobservable inputs for the asset or liability.

	Level 1 \$	Level 2 \$	Level 3 \$	Total \$
2021				
<i>Assets</i>				
Land and Buildings	-	5,590,000	-	5,590,000
Total Assets	-	5,590,000	-	5,590,000
2020				
<i>Assets</i>				
Land and Buildings	-	5,590,000	-	5,590,000
Total Assets	-	5,590,000	-	5,590,000

There were no transfers between levels during the financial year.

Valuation techniques for fair value measurements categorised within level 2

Land and buildings have been valued based on similar assets, location and market conditions.

NOTE 15: EVENTS AFTER THE BALANCE SHEET DATE

There have been no events after the balance sheet date which significantly affected or may significantly affect the operations of the Association, the results of those operations, or the state of affairs of the Association in future financial years, other than as detailed below:

The impact of the Coronavirus (COVID-19) pandemic is ongoing and it is not practicable to estimate the potential impact, positive or negative, after the reporting date. The situation is rapidly developing and is dependent on measures imposed by the Australian Government and other countries, such as maintaining social distancing requirements, quarantine, travel restrictions and any economic stimulus that may be provided.

NOTE 16: CASH FLOW INFORMATION

	2021 \$	2020 \$
Reconciliation of Cash Flow from Operations with Surplus from Ordinary Activities		
Surplus / (Loss) from ordinary activities	1,268,255	565,479
<i>Non cash flows in profit from ordinary activities</i>		
Depreciation and amortisation	1,182,431	1,240,857
Net (gain) / loss on sale of assets	9,115	(8,206)
Lease liability - interest	39,037	97,122
<i>Changes in assets and liabilities:</i>		
(Increase) / decrease in receivables	104,637	(427,967)
Increase / (decrease) in trade creditors and other creditors	624,992	(116,874)
Increase / (decrease) in provisions and employee entitlements	7,116	117,206
(Increase) / decrease in other assets	(63,651)	56,091
	3,171,932	1,523,708

NOTES TO THE FINANCIAL STATEMENTS

FOR THE YEAR ENDED 30 APRIL 2021

NOTE 17: FINANCIAL INSTRUMENTS

The Association's activities expose it to a variety of financial risks: interest rate risk, credit risk and liquidity risk. The Association's overall risk management program focuses on the unpredictability of financial markets and seeks to minimise potential adverse effects on the financial performance of the Association.

The Association uses different methods to measure different types of risk to which it is exposed. These methods include sensitivity analysis in the case of interest rate and aging analysis for credit risk. The Association does not use derivative financial instruments (such as interest rate swaps) to hedge certain risk exposures. Risk management is carried out by the Board of Directors.

The Association holds the following financial instruments:

	30 April 2021 \$	30 April 2020 \$
Cash and cash equivalents	8,885,491	6,783,182
Trade and other receivables	1,692,295	1,606,872
	10,577,786	8,390,054
Trade and other payables	1,801,010	998,769
	1,801,010	998,769

(i) Interest rate risk

The Association's main interest rate risk arises from cash and cash equivalents. Cash and cash equivalents comprise deposits held at call with bank that are at variable interest rates. Interest rate risks also arise from borrowings.

As at the reporting date, the Association had the following deposits at call with banks.

	30 April 2021		30 April 2020	
	Weighted average interest rate	Balance \$	Weighted average interest rate	Balance \$
Cash and cash equivalents	0.01%	8,885,491	1.401%	6,783,182

Sensitivity analysis – interest rate risk

Sensitivity analysis has not been provided on the basis that such an analysis is not considered to be material.

(ii) Credit risk

Credit risk arises from the financial assets of the Association, which comprise cash and cash equivalents and trade and other receivables. The Association's exposure to credit risk arises from potential default of the counter party, with a maximum exposure equal to the carrying amount of these instruments.

Trade receivables are non-interest bearing and on 30 day terms. A provision for impairment loss is recognised when there is objective evidence that an individual trade receivable is impaired. No impairment loss was recognised in respect of trade receivables in 2021 (2020: Nil).

At 30 April 2021, the ageing analysis of trade receivables is as follows:

	2021 \$	2020 \$
Current	1,408,936	1,513,037
Past due 30 – 60 days	66,780	41,627
Past due 60 – 90 days	212,115	1,921
Past due over 90 days	4,464	50,287
	1,692,295	1,606,872

The Association trades with only recognised and creditworthy third parties and as such collateral is not requested nor is it the Association's policy to securitise its trade and other receivables.

In addition, receivable balances are monitored on an ongoing basis with the result that the Association's exposure to bad debts is not significant.

The credit risk on liquid funds is limited because the counter party is a bank with a high credit rating.

(iii) Liquidity risk

The Association manages liquidity risk by continuously monitoring forecast and actual cash flows and matching the maturity profiles of financial assets and liabilities.

The Association's financial liabilities include trade and other payables that are paid on a 30 day period.

NOTES TO THE FINANCIAL STATEMENTS

FOR THE YEAR ENDED 30 APRIL 2021

NOTE 18: KEY MANAGEMENT PERSONNEL REMUNERATION

The total remuneration paid to key management personnel of the Association is \$951,862 (2020: \$967,012).

NOTE 19: COMMITMENTS

In October 2020, the Surf Life Saving Australia resolved to join the National Redress Scheme as the representative for the Surf Life Saving Movement. In response to this, the Association made a non refundable contribution towards the establishment of a specifically designated Surf Life Saving Australia Trust Facility of \$233,178 during the period.

NOTE 20: CONTINGENCIES

The Association did not have any contingencies at 30 April 2021 (30 April 2020: None).

NOTE 21: PRIOR YEAR ERROR

During the period, the Association identified a number of arrangements in relation to the use of Helicopters which were considered to be leases for the purposes of AASB 16. These arrangements were inadvertently omitted from the prior year. These arrangements, which commenced on 1 May 2019, were in relation to the use of three helicopters. The term of the service agreements were for a period of two years, which ended on 30 April 2021. In determining the lease term, the Association excluded any extension options, as these were not considered to be within the control of the Association. The incremental borrowing rate used in the initial measurement of the lease liability was 6.5%.

As a result of the above, the Association was required to recognise a right of use asset (after accumulated depreciation) and a lease liability for the 2019/20 financial year of \$892,969 and \$916,005 respectively. The Association also recognised depreciation expense in relation to the right of use asset of \$892,970 and finance costs associated with the lease liability of \$96,666 for the year ended 30 April 2020

NOTE 22: RELATED PARTIES

(a) The Association's main related parties refers to the key management personnel (refer to Note 18).

Any person(s) having authority and responsibility for planning, directing and controlling the activities of the Association, directly or indirectly, including any director (whether executive or otherwise) is considered key management personnel.

(b) Transactions with related parties

Transactions between related parties are on normal commercial terms and conditions no more favourable than those available to other parties unless otherwise stated. Other than the remuneration of key management personnel, there are no transactions with related parties.

NOTE 23: AUDITORS' REMUNERATION

Remuneration of the auditor for
- auditing the financial report
- auditing of grant acquittals

2021 \$	2020 \$
23,000	21,000
-	-
23,000	21,000

NOTE 24: ASSOCIATION DETAILS

The registered office of the Association and principle place of business is:

Surf Life Saving Western Australia Inc
7 Delawney Street
Balcatta WA 6021

DIRECTORS DECLARATION

In the opinion of the Board of Directors the financial report as set out on pages 58 to 73:

1. Presents a true and fair view of the financial position of Surf Life Saving Western Australia Inc. as at 30 April 2021 and its performance for the year ended on that date in accordance with Australian Accounting Standards, the Australian Charities and Not-for-Profits Commission Act 2012 and the Associations Incorporation Act (WA) 2015.
2. At the date of this declaration, there are reasonable grounds to believe that Surf Life Saving Western Australia Inc. will be able to pay its debts as and when they fall due; and
3. The attached financial statements and notes comply with the Australian Accounting Standards and other mandatory professional reporting requirements.

This declaration is made in accordance with a resolution of the Board and is signed for and on behalf of the Board by:

Craig Smith-Gander AM
President

James O'Toole
Chief Executive Officer

Dated this 31st day of August 2021

AUDITOR'S REPORT TO THE MEMBERS OF SLSWA

REPORT ON THE AUDIT OF THE FINANCIAL REPORT



INDEPENDENT AUDITOR'S REPORT TO THE MEMBERS OF SURF LIFE SAVING WESTERN AUSTRALIA INC.

Report on the Audit of the Financial Report

Opinion

We have audited the financial report of Surf Life Saving Western Australia Inc (the Association), which comprises the statement of financial position as at 30 April 2021, the statement of profit or loss and other comprehensive income, the statement of changes in equity and the statement of cash flows for the year then ended, and notes to the financial statements, including a summary of significant accounting policies, and the directors' declaration.

In our opinion, the accompanying financial report of the Association has been prepared in accordance with Division 60 of the Australian Charities and Not-for-profits Commission Act 2012 and the Associations Incorporation Act 2015, including:

- (a) giving a true and fair view of the Association's financial position as at 30 April 2021 and of its financial performance for the year then ended; and
- (b) complying with Australian Accounting Standards and Division 60 of the Australian Charities and Not-for-profits Commission Regulation 2013.

Basis for Opinion

We conducted our audit in accordance with Australian Auditing Standards. Our responsibilities under those standards are further described in the *Auditor's Responsibilities for the Audit of the Financial Report* section of our report. We are independent of the Association in accordance with the ethical requirements of the Accounting Professional and Ethical Standards Board's APES 110 Code of Ethics for Professional Accountants (including Independence Standards) (the Code) that are relevant to our audit of the financial report in Australia. We have also fulfilled our other ethical responsibilities in accordance with the Code.

We believe that the audit evidence we have obtained is sufficient and appropriate to provide a basis for our opinion.

Responsibilities of the Directors for the Financial Report

The Directors of the Association are responsible for the preparation and fair presentation of the financial report in accordance with the financial reporting requirements of the applicable legislation, including the requirements of Section 15(1) and 15(2) of the *Charitable Collections Act (WA) 1946 and Charitable Collections Regulations (WA) 1947* and for such internal control as the Directors determine is necessary to enable the preparation and fair presentation of a financial report that is free from material misstatement, whether due to fraud or error.

In preparing the financial report, the directors are responsible for assessing the ability of the Association to continue as a going concern, disclosing, as applicable, matters related to going concern and using the going concern basis of accounting unless the directors either intend to liquidate the Association or to cease operations, or have no realistic alternative but to do so.

AUDITOR'S REPORT TO THE MEMBERS OF SLSWA

REPORT ON THE AUDIT OF THE FINANCIAL REPORT



Auditor's Responsibilities for the Audit of the Financial Report

Our objectives are to obtain reasonable assurance about whether the financial report as a whole is free from material misstatement, whether due to fraud or error, and to issue an auditor's report that includes our opinion. Reasonable assurance is a high level of assurance but is not a guarantee that an audit conducted in accordance with the Australian Auditing Standards will always detect a material misstatement when it exists. Misstatements can arise from fraud or error and are considered material if, individually or in the aggregate, they could reasonably be expected to influence the economic decisions of users taken on the basis of this financial report.

As part of an audit in accordance with Australian Auditing Standards, we exercise professional judgement and maintain professional scepticism throughout the audit. We also:

- Identify and assess the risks of material misstatement of the financial report, whether due to fraud or error, design and perform audit procedures responsive to those risks, and obtain audit evidence that is sufficient and appropriate to provide a basis for our opinion. The risk of not detecting a material misstatement resulting from fraud is higher than for one resulting from error, as fraud may involve collusion, forgery, intentional omissions, misrepresentations, or the override of internal control.
- Obtain an understanding of internal control relevant to the audit in order to design audit procedures that are appropriate in the circumstances, but not for the purpose of expressing an opinion on the effectiveness of the entity's internal control.
- Evaluate the appropriateness of accounting policies used and the reasonableness of accounting estimates and related disclosures made by the directors.
- Conclude on the appropriateness of the directors' use of the going concern basis of accounting in the preparation of the financial report. We also conclude, based on the audit evidence obtained whether a material uncertainty exists related to events and conditions that may cast significant doubt on the entity's ability to continue as a going concern. If we conclude that a material uncertainty exists, we are required to draw attention in the auditor's report to the disclosures in the financial report about the material uncertainty or, if such disclosures are inadequate, to modify the opinion on the financial report. However, future events or conditions may cause an entity to cease to continue as a going concern.
- Evaluate the overall presentation, structure and content of the financial report, including the disclosures and whether the financial statements represent the underlying transactions and events in a manner that achieves fair presentation.

We communicate with the directors regarding, among other matters, the planned scope and timing of the audit and significant audit findings, including any significant deficiencies in internal control that we identify during our audit.

We are also required to provide the directors with a statement that we have complied with relevant ethical requirements regarding independence, and to communicate with them all relationships and other matters that may be reasonably be thought to bear on our independence, and where applicable, related safeguards.

AUDITOR'S REPORT TO THE MEMBERS OF SLSWA

REPORT ON THE AUDIT OF THE FINANCIAL REPORT



Report on Other Legal and Regulatory Requirements

Opinion pursuant to the Charitable Collections Act (WA) 1946 and Charitable Collections Regulations (WA) 1947

In our opinion, the Association has complied, in all material respects, with the requirements of the Charitable Collections Act (WA) 1946 and Charitable Collections Regulations (WA) 1947 for the year ended 30 April 2021.

A handwritten signature in blue ink, appearing to read "Crowe Perth".

Crowe Perth

A handwritten signature in blue ink, appearing to read "Cyrus Patell".

Cyrus Patell

Partner

Dated at Perth this 31 August 2021

OUR CLUBS

CLUBS	YEAR EST.
Cottesloe SLSC	1909
City of Bunbury SLSC	1915
North Cottesloe SLSC	1918
City of Perth SLSC	1925
Scarboro SLSC	1928
Geraldton SLSC	1930
Swanbourne Nedlands SLSC	1932
Fremantle SLSC	1934
Floreat SLSC	1948
Trigg Island SLSC	1954
Albany SLSC	1956
Denmark SLSC	1958
Sorrento SLSC	1958
Mullaloo SLSC	1961
Secret Harbour SLSC	1981
Quinns Mindarie SLSC	1982
Broome SLSC	1988
Esperance Goldfields SLSC	1990
Yanchep SLSC	1991
Mandurah SLSC	1996
Binningup SLSC	2002
Champion Bay SLSC	2003
Coogee Beach SLSC	2003
Dongara Denison SLSC	2003
Margaret River SLSC	2003
Dalyellup Beach SLSC	2004
Port Bouvard SLSC	2004
Busselton SLSC	2008
Smiths Beach SLSC	2011
Port Walcott SLSC	2015
Alkimos SLSC	2017





**WESTERN
AUSTRALIA**

7 Delawney Street
Balcatta WA 6021

Ph: +61 8 9207 6666
W: mybeach.com.au



[surflifesavingwa](https://www.facebook.com/surflifesavingwa)



[surflifesavingwa](https://www.youtube.com/surflifesavingwa)



[@slswa](https://twitter.com/slswa)



[@slswa](https://www.instagram.com/slswa)