



# 2015 ANNUAL REPORT

SAVING LIVES AND BUILDING GREAT COMMUNITIES



**SURF LIFE SAVING**  
WESTERN AUSTRALIA



# WE ARE SURF LIFE SAVING WESTERN AUSTRALIA

We are a can do movement. Optimistic at every turn.  
Eternally vigilant. Forever serving Western Australia.  
For we believe in life. In the sanctity of life. And in our great Australian way of life.  
We support it. We protect it. We celebrate it.  
We are Surf Life Saving.





# PREMIER'S FOREWORD



Now 106 years old, the Surf Life Saving movement in Western Australia continues to go from strength to strength.

The West Australian community owes a great debt to the thousands of surf lifesaving volunteers who give up their time to keep others safe at the beach. That commitment is

evidenced by another record combined patrol tally in 2014/15 of more than 106,000 hours – a magnificent effort.

During last season WA's volunteer surf lifesavers and lifeguards rescued 1,229 people. The value of that intervention to the community in terms of the emotional trauma prevented and actual dollar costs saved is incalculable. And while the patrolling surf lifesavers are the public face of the beach safety service provided by Surf Life Saving WA and its clubs, I want to acknowledge the thousands of other volunteers who work behind the scenes to keep clubs going – the administrators, trainers, assessors, coaches, supervisors and parent helpers.

The WA State Government recognises Surf Life Saving WA as the state's peak coastal safety agency and therefore is proud to support the organisation through several service level agreements. The Department of Premier and Cabinet, via the Shark Mitigation Strategy, funds extra helicopter, jet ski and lifeguard patrols. The extended Westpac Lifesaver Rescue Helicopter Service patrols in the South West in 2014/15 were extremely effective. Funding provided by the Government saw aerial patrols extended from the traditional November to February period to a September start through to April. Those extra patrols resulted in dozens of helicopter Preventative Actions – where swimmers, surfers and divers, many at very isolated locations, were warned about sharks in close proximity. The extended patrol period also facilitated the South West Westpac Lifesaver Rescue Helicopter being available for search and rescue tasking, as well as assisting the Department of Fire and Emergency Service (DFES) at the massive Northcliffe bushfire. The extended helicopter patrols provided the South West community with a new level of aerial protection, and in the May State Budget the State Government had no hesitation in approving further funding for the service for the next three years.

DFES also partners with Surf Life Saving WA to provide clubs with vital equipment such as Inflatable Rescue Boats (IRBs) and All Terrain Vehicles (ATVs), and the Department of Sport and Recreation also funds programs to promote participation and inclusion, including programs that target Culturally and Linguistically Diverse (CALD) community members, who are overrepresented in coastal drowning statistics.

**Volunteer surf lifesaver patrols totalled more than 106,000 hours this season, and WA's volunteer surf lifesavers and lifeguards rescued 1,229 people.**

Education and public awareness are a major focus for Surf Life Saving WA and its clubs – as the old saying goes “an ounce of prevention is worth a pound of cure”. Surf Life Savers can't be at every beach all the time, so providing beachgoers with the necessary skills and awareness to keep themselves safe along the coast is a key component of Surf Life Saving WA's goal of reducing, and ultimately eliminating, coastal drownings.

Whilst no drowning is acceptable, it is heartening that the number of coastal drownings in WA fell more than 40 per cent in 2014/15, down to 10 from the record high of 17 fatalities recorded in the previous two years. I know Surf Life Saving WA, its clubs and members are working hard to continue that downward trend in future years.

On behalf of the West Australian Government and community I want to thank everyone involved in Surf Life Saving in WA on another outstanding year.

Colin Barnett  
Premier of Western Australia

# PRESIDENT AND CEO REPORTS



Surf Life Saving in Western Australia has had another excellent season. We are particularly excited in welcoming our 30th club – Port Walcott SLSC in the Pilbara as our newest club and first club in this growing region of our state.

Our total membership has once again grown, as has the number of hours

that we have patrolled the beaches of Western Australia. We look forward to this trend continuing over the coming seasons as we seek to expand our reach around the state's immense coastline.

We are immensely fortunate to have very supportive partners that allow us to provide a first class service to the community of Western Australia. This season we expanded the hours flown by the Westpac Lifesaver Helicopters both in the South West and the Metropolitan area through the additional funding received from the State Government and Westpac.

The ongoing support of Woodside, Wesfarmers, Lotterywest, DHL and Healthway enables us to provide the programmes and resources that allow our Club's to keep our state's beaches safe. This season we have welcomed BHP Billiton as our newest major community partner, allowing us to commence the significant project of digitizing our radio network statewide.

A major capital project is underway at Rous Head to provide a permanent facility for our two helicopters. This project has been made possible through the generous financial support of Lotterywest and Tim Roberts and John Poynton. I would like to acknowledge the Fremantle Port Authority for both their patience and assistance throughout the process and our excellent relationship with Ahrens who are undertaking the refurbishment works for us. This project is now well underway and due for completion in a few short months.

Whilst the Aussies has once again headed off to Queensland, we can expect to see this event back on our shores in 2018. The ongoing support to SLSA of Tourism Western Australia has been instrumental in ensuring that we maintain

our status as the part time home of the Aussies. It has been very pleasing to see an increase in participation levels in junior surf sports. We do however face some challenges in maintaining our participation levels at senior surf sports, and we are now looking at how we might address these challenges.

The professional delivery of training and education both by SLSWA and within our clubs has again provided an excellent barometer for the health of our movement. This year we have also announced a new innovative partnership with Lend Lease to create a BeachSAFE Community at their Alkimos development in Perth's northern suburbs.

This is my first annual report as your President. I would like to thank those that have gone before me for the excellent shape that Surf Life Saving is in, particularly Mark Irwin your former President and Paul Andrew your former CEO. I would also like to thank the staff at SLSWA for the high standards they maintain, the professional staff at our clubs, and most importantly the volunteer members of all of our clubs for their dedication to this great movement of ours. I commend this report to you.

Craig Smith-Gander  
President



Welcome to the 90th Annual Report and my first as the Chief Executive Officer. It gives me great pleasure to be able to report that the 2014/15 season was another successful year for surf lifesaving in Western Australia.

Our organisation continues to prosper and grow with a record membership of 20,139 achieved. In

turn this year we have also welcomed our 30th Club, Port Walcott in the Pilbara. This growth is extremely pleasing as it not only demonstrates the health of the organisation but it also assists us to meet the increasing demands on our services by the West Australian beach going community.

Once again, we can proudly say that this year no lives have been lost between the flags in Western Australia. However, despite the efforts of our movement 10 people have drowned on our coast. This is unacceptable and we will continue to explore and implement ways to educate and prepare the people using our coastline and look for opportunities to improve our services to reduce this tragic outcome.

It is now clearer than ever that the work of our organisation extends well beyond the flags. This year was a particularly demanding year for our volunteers who work as part of the Wesfarmers Lifesaver Jet Ski Team. Whilst we recognise the work of all our volunteers, the work of the Albany team requires special recognition. In a period of 7 weeks they were tasked 4 times to assist in swells of up to 6 metres which in total resulted in 4 fatalities (including that of a minor) and one survivor. The dedication and sacrifice these members put into the service is well beyond the call of duty.

With respect to Surf Sports, our Surf Interstate teams picked up a third place in the Youth, Open and Surf Boat categories with the Youth Team finishing only 24 points behind QLD. These results leave WA in a strong position heading into the IRB and Pool Rescue Interstates which will be contested later in 2015.

Tom Nolan as an athlete has had many outstanding seasons and this one has been no different. In fact this may have been one of his finest to date claiming the gold medal in the Open Flags Championship at the State, and Australian,

Titles for the second year in a row. There is no doubting that Tom is now one of Western Australia's greatest ever Surf Sport athletes.

We would like to thank all of our sponsors and supporters who assist us with our job of "Saving Lives and Building Great Communities". We thank the West Australian State Government, Lotterywest, Westpac, Wesfarmers, DHL, Woodside, Healthway, Telstra, Crowe Horwath, Engine, Dolphin Surf Craft, Lavan Legal, and Metro Motors. We would like to acknowledge our new community BeachSAFE partner, Lend Lease, and BHP Billiton for their support of the Emergency Response Communications Network. Finally, we would like to recognise Tim Roberts for his long and ongoing support of the Westpac Lifesaver Rescue Helicopter Service. This level of support is testament to both the importance of the services being provided by SLSWA and the professional manner in which they are provided.

I would like to acknowledge my predecessor Paul Andrew, whose impact during his 9 years in the role has transformed the business of surf lifesaving in Western Australia, the outgoing President Mark Irwin for his support and guidance and Michael Beech (former Board member) who has retired as a long standing member of the Finance Committee.

Finally I thank our Board of Directors, Membership and staff of Surf Life Saving Western Australia for their commitment and dedication.

James O'Toole  
Chief Executive Officer



# YEAR IN REVIEW

At Surf Life Saving Western Australia (SLSWA), we measure our performance in a number of key areas in order to ensure our focus is always on saving lives and building great communities throughout Western Australia.



**Lifesaving rescues**  
Volunteer surf lifesavers, SLSWA employed lifeguards and the Wesfarmers Lifesaver Jet Ski Teams performed 1,229 lifesaving rescues this season.

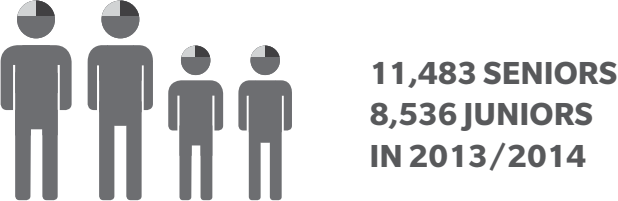
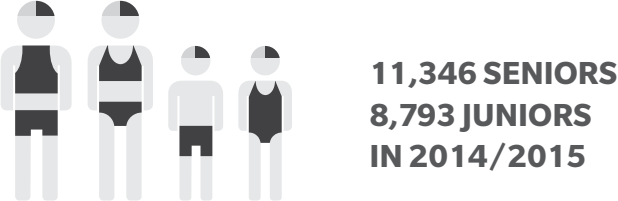
**First Aid Treatments**  
5,717 people required First Aid care from volunteer surf lifesavers and SLSWA employed lifeguards at the beach this season.



**Preventative Actions**  
Volunteer surf lifesavers and SLSWA employed lifeguards performed 43,567 actions to prevent injuries or incidents.



**Club Membership**  
This year, SLSWA membership reached the 20,139 member mark, up 0.6% from last year.



**Drownings**  
This season saw 10 people tragically lose their lives on the WA coast\*. These drowning deaths highlight the need to identify and implement strategies that will extend the fundamental BeachSAFE principles of Supervision, Aquatic Education, First Aid and Emergency Preparedness across the state. Activities most at risk currently include rock fishing, swimming/wading and operating non-powered watercraft. These figures do not include fatal shark attacks. \* Figure subject to change based on Coronial Investigation Findings.



**Net Assets**  
The financial position of the organisation was impacted this year by the revaluation of its land and buildings. Some non-recurrent revenue assisted us in developing and expanding our communication network and we have continued our efforts to build a strong asset base. In addition, provisions were made to ensure the maintenance of assets.





Awards allocated from 01.05.2014 to 30.04.2015	Resuscitation Certificate	Surf Rescue Certificate	Bronze Medallion	Advanced Resus Tech- niques Cert	First Aid and Advanced First aid	Pain Management	Spinal Management	Radio Operators Certificate	IRB Crew Certificate	Silver Medallion: IRB Driver	Silver Medallion: Basic Beach Management	Training Officer: Bronze Medallion	Training Officer Surf Rescue Cert	Training Officer: ARC/ ARTC	Training Officer Spinal	Training Officer: First Aid	Training Officer Pain Management	Training Officer: IRB	Assessor Bronze Assessor SRC	Assessor: ARTC Assessor Defibrillator	Assessor First Aid	Assessor Spinal Manage- ment	Assessor Pain Manage- ment	Assessor: IRB	Facilitator Awards	Training Officer	Assessor	Other	Totals
Albany	25	9	26	2		1	2					1														1			67
Binningup		9	3	1	11		9	5	3																		1		42
Broome		14	8	2						3		2	1													2			32
Busselton		7	18	1	2	2	1					1														1			33
Champion Bay							1		1																				2
City of Bunbury		30	38	5					6			1							1				1		1				84
City of Perth	4	37	44	11	29	1	1		10	2	1	6						1											150
Coogee Beach		66	48	7	8	6			1	2				2				1	1										143
Cottesloe	1	43	51	2	7	1	12		9	2	2		5					3					1		5				148
Dalyellup		6	6	2														1								2			15
Denmark		10		4	2	1	1		2									1											21
Dongara Denison		3																	1										3
Esperance Goldfields		9	12	1	5														1										29
Floreat	1	35	26		15			9	11	1		3	2												1	2	2		108
Fremantle		101	37	26	16	2	10		14	8		1	2					2							6			1	228
Geraldton		2	12	5	8		16		12	1		1			2			2						1		2			64
Mandurah		9	17		2				3	5		1														1		9	47
Margaret River																													
Mullaloo	6	80	82	39	55	20	7	1	7	4				1			1		6	2						4	6		327
North Cottesloe	4	78	116	19	11	2	25		17	8	2	9						3	3						2	9	3		312
Port Bouvard	5	14	20	8	15	6	8		6	6					1			1										1	91
Quinns Mindarie		16	13		3				10	2																			44
Scarboro		43	55	24	37	1	12		13										1							2		1	186
Secret Harbour	12	27	30	18	51	3	9		12	5		2		1				1							4	2	1	1	180
Smiths Beach			8	8	14				4																				34
Sorrento	1	42	50	14	24	1	15		24	7	12	3		1				1							1	1	2		199
Swanbourne Ned-lands	1	5	44	17	11	1	1		10	1	9	1						1							1	1			104
Trigg Island	2	70	46	8	27	1	11		20	2					1														188
Yanchep		4	4		2																								10
TOTALS	62	769	814	224	355	43	147	15	195	59	26	37	9	6	4		1	9	21	3	1	2	2	3	16	31	19	18	2891

## Board of Directors

**Craig Smith-Gander – President** - Term commenced August 2014

Craig was elected as President of SLSWA in August 2014. He is a former president of North Cottesloe SLSC and a life member of the club. He is a past Chair of Surf Sports for SLSWA and past member of the Australian Surf Sports Advisory Board.

Craig is the owner and Executive Chairman for Kwik Transport and Crane Hire; Director of Force 15 Foundation, Non-Executive Director of Alexium Limited, Chairman of Sustainability Pty Ltd.

Craig has had a life time involvement in sport, including hockey and surf boats at elite level, and competed in Australia and overseas in cycle road racing. He played lots of rugby union in the Army and has tried his hand at pretty much every sport available. Craig continues to ride bicycles a lot, and competes as a sweep in surf boat competitions.

**Mark Irwin – (President)** – Term expired August 2014

Mark was elected as President of SLSWA in September 2008. He holds a Bachelor of Science degree in Human Movement. Mark has been the owner of Selby Health and Fitness Centre in Osborne Park for 18 years, and was awarded the Stirling Business of the Year in 2005 and 2007. Mark was formally the President of Scarboro SLSC for five years and is a Life Member of the club. He has been a member of the Development Standing Committee since 2006. Mark was also awarded the National Volunteer of the Year by SLISA in 2006.

**Murray Thornton** – Term expired August 2014

Murray is a member of Denmark SLSC, having joined in 1971, he has held numerous club positions, including president from 1993 to 1998 and is a club Life Member. Murray holds a Bachelor of Commerce from the University of Western Australia. His business interests include beef cattle farming, a hardware store and land development. He is a registered builder and was the managing director of a local building company for 14 years. He is active in community organisations, including a local East Timor charity group, Denmark community wind farm, and has been deputy shire president. Murray had been a SLSWA Director since 2008.

**Mike Rees**

Mike was appointed to the SLSWA Board in 2009. Mike has extensive experience in marketing, sponsorship, event strategies, development and management. He is also involved in awareness programs and the development of events related to Aboriginal culture. Mike has previously worked as Commercial Manager with an international sporting team, Eventscorp Western Australia and in the property, business management and investment banking sectors. At North Cottesloe SLSC, Mike is involved with surf ski coaching.

**Kelly Moss**

Kelly was appointed to the SLSWA Board in September 2011. Kelly has vast experience in surf lifesaving, having previously been North Cottesloe SLSC's General Manager. She has been a member at the club since 1996 and is currently the Club's Finance Officer and also a mother of two young girls. Kelly has had a career in the sport and recreation industry spanning over 12 years, including working for the Department of Sport and Recreation in regional Western Australia.

**Jarod Stone**

Jarod was appointed to the SLSWA Board in May 2012. Jarod is a Chartered Accountant who has worked in the accounting and finance industry for the past 17 years. He has previously worked with Ernst & Young, Gooding Partners Chartered Accountants and spent time working in the UK and Europe. Jarod returned to Perth in 2004 to establish and manage Mulloway Pty Ltd (a private family office) and has experience across various industries and businesses

including television and film production, aviation, domestic and international property, commercial aquaculture, construction and finance. Most recently, Jarod held the position of Chief Operating Officer of Warburton Group Pty Ltd and is currently Chief Financial Officer at C2CE Pty Ltd. Previously, Jarod was a Director of Prime Health Group Ltd (now Kinetic Health) and Market United Pty Ltd (Digital marketing agency acquired by Q Ltd), is a founding Trustee Director of the Azure Foundation, and a Board Member and Treasurer of not for profit FORM.

**Garry Williams**

Garry was appointed to the SLSWA Board in April 2013. Garry is an active member of Secret Harbour SLSC, having joined the club in 2006 and is the Peel Support Operations Area Coordinator. He is an Aeronautical Engineer and serving member of the Royal Australian Navy. Garry has 30 plus years of Heavy Lift Helicopter Aviation Engineering Experience both in embarked Navy Frigates and ashore in Naval Aircraft Squadrons. Garry is a recipient of the Defence Conspicuous Service Medal for meritorious achievement and devotion to duty. Garry has extensive Leadership and project management experience gained through his work in Defence and is currently the Navy Project Manager for the integration of the 24 new Navy Sea Hawk (MH60 Romeo) Helicopters into the Navy's ANZAC Class Frigates and is a Defence Leadership Facilitator. He is a member of the SLISA National Development Standing Committee. Garry was awarded Surf Life Saving's National Volunteer of the Year in 2009.

**Chris Brien**

Chris was appointed to the SLSWA Board in August 2014. Chris has considerable experience at club and state levels. He has been an active patrolling surf lifesaver since 1991 after gaining his bronze medallion at Scarboro SLSC. Chris and family moved back to Esperance in 1994 where he became a member of the Esperance Goldfields SLSC. As well as rowing and sweeping Surfboats, Chris is also a trainer, assessor and officiates at carnivals. Chris has held a wide range of positions at Esperance Goldfields including 10 years as President and is also a Life Member. In his early years as a club President, Chris sat on the state council until the governance change in 2005. He then attended president forums until he resigned as President in 2012. Chris has been key in establishing the Jet Ski Team in Esperance and is the Coordinator and Duty Officer for the South East region. In 2010 Chris was awarded a citation of appreciation from the Western Australian Police for his leadership during the Bremer Bay search. In 2011 Chris was honoured with the inaugural Support Operations Volunteer of the Year award. Chris has owned and run several businesses since leaving the Army in 1984. For the past fifteen years he has been operating a successful concrete and roof truss business in Esperance.

**Sarah Leonard**

Sarah was appointed to the SLSWA Board in October 2014. Sarah is a Partner of Corrs Chambers Westgarth. She is an experienced projects lawyer who has worked on some of Western Australia's largest resources projects, including the Ichthys LNG Project and the Roy Hill Iron Ore Project. She has strong experience in contract negotiation and risk allocation. Sarah was recognised in the “Best Lawyers” peer review in Construction/Infrastructure in 2012, 2013, 2014 and 2015. Sarah was formerly the Education Officer at City of Perth SLSC and was a participant in the SLISA National Leadership Development Program.



## Training and Education Awards

Training and education awards obtained by the general public and SLSWA corporate clients in 2014/2015.

		Number Issued
Units of competence		
HLTAID001	Provide Cardiopulmonary Resuscitation	4039
HLTAID002	Provide Basic Emergency Life Support	1146
HLTAID003	Apply First Aid	4291
HLTAID004	Provide Emergency 1st Aid Response in an Education & Care Setting.	18
HLTAID005	Provide First Aid in Remote Situation	28
HLTAID006	Provide Advanced First Aid	81
HLTAID007	Provide Advanced Resuscitation	244
PUA21010	Certificate II in Public Safety (Aquatic Rescue)	52
Total Units Issued		9899

	Number Issued
Non Accredited Awards	
Anaphylaxis Awareness	23
Basic Emergency Care	892
Home Lifesavers	373
Total	1288
Community Surf Rescue Training	
Community Surf Rescue Certificate	930
Community Surf Rescue Refresher Certificate	612
Total Awards	1542
Recreational Skippers Ticket	323

## Governance

Surf Life Saving Western Australia Inc. (SLSWA) is an incorporated body under the *Associations Incorporation Act 1987* (WA) and is recognised as the official ‘State Centre’ and controlling authority for surf lifesaving in Western Australia (WA). SLSWA is subject to compliance with the Rules and Regulations of Surf Life Saving Australia Ltd (SLSA) and is recognised for administering and focusing on surf lifesaving in Western Australia. This statement summarises SLSWA’s governance practices that were in effect during the year, highlighting decisions and reporting in accordance within the Rules and Regulations of SLSWA.

### Communications with Members

The SLSWA Board aims to ensure that members are kept informed of all major developments affecting surf lifesaving. Information is communicated to members through this document (SLSWA’s Annual Report), bulletins, circulars, minutes and memorandums with respect to changes in business, financial position, future development, results and activities, and quarterly State Council meetings and member advisory board meetings. Electronic information is also available on the SLSWA website – [www.surflifesavingwa.com.au](http://www.surflifesavingwa.com.au)

### General Meetings of Members (State Council)

The State Council is the legal owner of SLSWA. Its role is to amend the SLSWA Constitution, review and elect the Board, review SLSWA’s financial position and approve the strategic outcomes presented by the Board. The State Council comprises the Chairman (President of the Board), Mr Craig Smith-Gander and a Club Delegate from each of the affiliated clubs in WA each with the right to vote at general meetings. The Chairman may exercise a casting vote but no deliberative vote. SLSWA Life Members, Board Members, and the Chief Executive Officer have the right to be present and to debate at general meetings, but not to vote. SLSWA full-time and honorary officers and individual members were allowed to attend general meetings as visitors. In addition to the AGM on 30 August 2014, the Board under Part IV, Para 16.1 of the SLSWA Constitution, convened two state council meetings held on 24 May 2014 and 30 August 2014.

Club	Meetings Held	Attendance	Proxies	Apologies
Albany	2	2		
Binningup	2	2		
Broome	2	2		
Busselton	2	2		
Champion Bay	2	2		
City of Bunbury	2	2		
City of Perth	2	2	1	
Coogee Beach	2	2		
Cottesloe	2	2		
Dalyellup Beach	2	2		
Denmark	2	2		
Dongara Denison	2	2		
Esperance Goldfields	2	2		
Floreat	2	2		
Fremantle	2	2		
Geraldton	2	1		1
Mandurah	2	0		2
Margaret River	2	0		2
Mullaloo	2	2		
North Cottesloe	2	2	1	
Port Bouvard	2	2		
Quinns Mindarie	2	2		
Scarboro	2	2		
Secret Harbour	2	2		
Smiths Beach	2	2		
Sorrento	2	2		
Swanbourne Nedlands	2	2		
Trigg Island	2	2		
Yanchep	2	2		

### Board of Director’s Composition and Meetings

The Board is responsible to members for overall business performance. It enacts SLSWA’s strategic direction and priorities to be both appropriate and achievable; ensures the financial viability and security of SLSWA; establishes the policy and regulatory framework for governing SLSWA; monitors organisational compliance with relevant legislation and regulations; assesses risks facing the organisation; and appoints committees and honorary officers to carry out aspects of their work.

The Board comprised the Chairman and seven Board Members who are individual members of SLSWA, each with the right to one vote on any question. The Chairman has a casting vote but no deliberative vote. These are honorary positions that attract no remuneration except for reimbursement of expenses such as telephone, travel and accommodation costs incurred whilst performing Board activities. Board Members are elected in accordance with Part V, Para 20(a) of the SLSWA Constitution. The Chief Executive Officer is also part of the Board but does not have the right to vote.

Name	Meetings Held	Meetings Attended	Expires
Craig Smith-Gander	11	10	2017
Mike Rees	11	10	2015
Kelly Moss	11	11	2015
Jarod Stone	11	9	2016
Garry Williams	11	11	2017
Chris Brien	11	7	2017
Sarah Leonard	11	6	2017
James O’Toole	11	4	Appointed February 2015
Mark Irwin	11	4	August 2014
Murray Thornton	11	4	August 2014
Paul Andrew	11	7	Resigned November 2015

### Conflict of Interest

Each Board Member declared their interest in any contractual, selection, disciplinary or other matter in which a conflict of interest arose and made absent him/her from discussions of such matters and was not entitled to vote in respect of such matter. In the event of any uncertainty as to whether it was necessary for a Board Member to refrain from discussions or voting, the issue was immediately determined by the Board.

### Code of Conduct

The Board has in place a Code of Conduct contained in its Personnel Handbook which all full-time and honorary officers and committee members must adhere to. An induction program, including the provision of the handbook and member brochure was made available to all SLSWA personnel.

### Chief Executive Officer

SLSWA’s most senior employee, the Chief Executive Officer is appointed by the Board and is subject to annual performance reviews by the Board. The role is responsible for the day-to-day operations of SLSWA. Mr James O’Toole was appointed to this position, officially commencing on 18 February 2015.

### COMMITTEES OF THE BOARD

Committees and member advisory boards are constituted by Part VI, Section 28 of the SLSWA Constitution to assist the Board in the discharge of its responsibilities. The committees and member advisory boards are for held for a two year term, this term being 2013/2014 and 2014/2015.

### Australian Honours and Awards Committee

The Life Members and Awards Committee recommends to the Board nominations of individual members for SLSWA Life Membership, SLSA Life Membership, appropriate levels of Australian Honours and Awards and the SLSWA Sporting Hall of Fame. The committee comprised Ed Jaggard OAM (Chair), Bill Gaynor OAM, Bob Welch OAM, Jean Burling OAM, Bob Howard OAM and Joshua Drummond (Nominee of the SLSWA CEO).

### Lifesaving Committee

The Lifesaving Committee develops, monitors and reviews standards, policy and procedures relating to water safety, patrols, training and assessment. The committee comprised Mark Hills (Chair), Chris Kuster, Renato Bruno, Tim Tucak, David Reid, Richard Lowe and Josh McCleery (Nominee of the SLSWA CEO).

### Sports Committee

The Surf Sports Advisory Committee selects finalists and winners for Awards of Excellence categories and makes recommendations through the CEO to the Board of Directors regarding the direction of surf sports in WA. The committee comprised Stephen Carrick (Chair), Sandy Clarke, Stephen Carrick, Denise Duncan, Carolyn Wilson, Brendon Sarson, Rick Duncan and Chris Inglis (Nominee of the SLSWA CEO).

### Development Committee

The Development Advisory Committee recommends initiatives to provide leadership opportunities and pathways to all members and clubs in WA, and is involved in establishing good practice models for the development of our junior members. The committee comprised Ann Fenton (Chair), Digby Wilson, Ian Smallwood, Julie Doyle, Kaitlin Davis, Jack Irwin and Joshua Drummond (Nominee of the SLSWA CEO).

### Member Education and Training Advisory Committee

The Member Education and Training Advisory Committee consists of six committee members that have been identified as having suitable expertise, passion and technical knowledge in the area of education and are supported by SLSWA Member Education and Training staff. The group has been tasked to review education and training programs, policies and activities together with undertaking research and development as required. The committee is to participate in moderation and validation of resources and engage in the delivery of the strategic direction of Member Education of SLSWA. The committee comprised Digby Wilson (Chair), Jodee Woodward, Brett Wakefield, Gary Bunford, Belinda Kuster, Anne-Marie Widermanski and John King OAM (Nominee of the SLSWA CEO).

### OPERATIONAL PANELS

#### Training Consultant Panel

The Training Consultant Panel coordinates the training and assessment of our members within their specified area. The panel comprised Brett Wakefield (Central Metropolitan), Garry Hart (Peel), Belinda Kuster (South Metropolitan), Mark Hills and Garry Bunford (North Metropolitan), Rhonda Pilgram (South-West) and Celia Waugh (Great Southern).

#### Competition Officials Advisory Panel

The Competition Officials Advisory Panel provides recommendations regarding the roles and performance of officials at surf lifesaving carnivals in WA. The panel comprised Carolyn Wilson (Chair), Carol Gibbs, Gail King, Garry Bunford, and John Barwood.

#### Rescue & Resuscitation Panel

The Rescue and Resuscitation Panel is an advisory team who provides leadership and direction on the development of and participation in rescue and resuscitation competition in WA. The panel comprised Darryl O’Donnell (Chair), Ian Scott OAM and Ian Vilksen.

#### Surf Boat Panel

The Surf Boat Panel is an advisory team for SLSWA in relation to the development and growth of Surf Boat Rowing in WA. The panel comprised Ian Hughes (Chair), Murray Geneff, Nick Palmer, Terence Colby, Bruce Lilburne, Des Choake, Mark Platt, Elizabeth Haynes, Mark Irwin and Douglas Simpson.

#### IRB Competition Advisory Panel

The IRB Competition Advisory Panel provides recommendations regarding the development, growth and safety of IRB competition in WA. The panel comprised Trent Rapley (Chair), Christopher Pink, Roy Grant, Ian Hancock, Samuel Southern, John King, Terry Upston, Chris Papaioannou and Sharyne Alberts.

#### Beach Panel

The Beach Panel is an advisory team for SLSWA in relation to the development and growth of our beach competitors in WA. The panel comprised Leigh Buchan, Glenn Ross and Brett Slocombe.



# FINANCIAL REPORTS



## Director's Report

The Directors submit the financial report of Surf Life Saving Western Australia Inc. ("the Association") for the year ended 30 April 2015.

### BOARD OF DIRECTORS

The names of Directors throughout the year and at the date of this report are:

- Paul Andrew (CEO – resigned November 2014)
- James O'Toole (CEO – appointed February 2015)
- Mark Irwin (President – term expired August 2014)
- Craig Smith-Gander (President – appointed August 2014)
- Mike Rees
- Murray Thornton (term expired September 2014)
- Kelly Moss
- Garry Williams
- Jarod Stone
- Chris Brien (appointed August 2014)
- Sarah Leonard (appointed October 2014)

### PRINCIPAL ACTIVITIES

The principal activities of the Association during the financial year were:

- The provision of life saving and emergency services, recreation, sport and youth development throughout Western Australia.

The operating activities of Surf Life Saving Western Australia Inc. reported a deficit of \$147,721 (2014: \$570,532 surplus).  
Signed in accordance with a resolution of the Board of Directors.

**Craig Smith-Gander**

President

Dated this 31st day of July 2015

**James O'Toole**

Chief Executive Officer

Statement of Comprehensive Income FOR THE YEAR ENDED 30 APRIL 2015

	Note	2015 \$	2014 \$
Revenue	2	11,582,396	10,247,640
Gain/(Loss) on disposal of property, plant and equipment		(31,816)	4,402
Employee benefits expense		(1,380,818)	(1,053,916)
Depreciation and amortisation expenses	5b	(659,887)	(637,377)
Fundraising expenses		(68,792)	(56,812)
Development and education expenses		(746,234)	(788,393)
Lifesaving expenses	5c	(6,299,027)	(4,477,784)
Marketing and sponsorship expenses		(81,100)	(92,189)
Competition expenses		(570,384)	(546,557)
Commercial activity expenses	5d	(1,562,014)	(1,909,038)
Other expenses		(130,045)	(119,444)
Loss on revaluation of land and building		(200,000)	-
<b>(Loss) / Surplus for the Year</b>		<b>(147,721)</b>	<b>570,532</b>
<b>Other comprehensive income:</b>			
Net loss on revaluation of land and building	3	(450,000)	-
<b>Total comprehensive (loss)/income for the Year</b>		<b>(597,721)</b>	<b>570,532</b>

The accompanying notes form part of these financial statements.

Statement of Financial Position AS AT 30 APRIL 2015

	Note	2015 \$	2014 \$
<b>ASSETS</b>			
<b>CURRENT ASSETS</b>			
Cash and cash equivalents	1(g),6	2,539,902	1,223,113
Trade and other receivables	7	240,503	471,781
Deposits held to maturity	8	-	1,000,000
Prepayments	9	135,413	32,438
<b>TOTAL CURRENT ASSETS</b>		<b>2,915,818</b>	<b>2,727,332</b>
<b>NON - CURRENT ASSETS</b>			
Property, plant and equipment	10	10,365,395	11,243,002
<b>TOTAL NON - CURRENT ASSETS</b>		<b>10,365,395</b>	<b>11,243,002</b>
<b>TOTAL ASSETS</b>		<b>13,281,213</b>	<b>13,970,334</b>
<b>CURRENT LIABILITIES</b>			
Trade and other payables	11	1,767,080	1,317,252
Borrowings	12	-	1,000,000
Provisions	13	766,027	327,740
<b>TOTAL CURRENT LIABILITIES</b>		<b>2,533,107</b>	<b>2,644,992</b>
<b>NON - CURRENT LIABILITIES</b>			
Provisions	13	430,223	364,738
<b>TOTAL NON - CURRENT LIABILITIES</b>		<b>430,223</b>	<b>364,738</b>
<b>TOTAL LIABILITIES</b>		<b>2,963,330</b>	<b>3,054,730</b>
<b>NET ASSETS</b>		<b>10,317,883</b>	<b>10,915,604</b>
<b>EQUITY</b>			
Reserves	14	900,000	1,350,000
Accumulated Surplus		9,417,883	9,565,604
<b>TOTAL EQUITY</b>		<b>10,317,883</b>	<b>10,915,604</b>



Statement of Changes in Equity FOR THE YEAR ENDED 30 APRIL 2015

	Note	Accumulated Surplus	General Reserve	Building Reserve	Revaluation Surplus	Total
		\$	\$	\$	\$	\$
Balance at 30 April 2013		9,395,072	500,000	-	450,000	10,345,072
Surplus attributable to members		570,532	-	-	-	570,532
Transfers from accumulated surplus		(400,000)	-	400,000	-	-
Revaluation of land and building		-	-	-	450,000	450,000
Balance at 30 April 2014		9,565,604	500,000	400,000	450,000	10,915,604
Surplus attributable to members		(147,721)	-	-	-	(147,721)
Transfers from accumulated surplus		-	-	-	(450,000)	(450,000)
Balance at 30 April 2015		9,417,883	500,000	400,000	-	10,317,883

Statement of Cash Flows for the year ended 30 April 2015

	Note	2015 \$	2014 \$
CASH FLOWS FROM OPERATING ACTIVITIES			
Receipts from operating activities		12,827,858	11,461,305
Payment to suppliers and employees		(11,303,798)	(9,239,154)
Interest received		83,593	68,560
Interest paid		(26,769)	(61,372)
Net cash provided by operating activities	19	1,580,884	2,229,339
CASH FLOWS FROM INVESTING ACTIVITIES			
Purchase of property, plant and equipment		(264,095)	(1,353,187)
Payments for held to maturity investments		1,000,000	250,000
Net cash (used by) investing activities		735,905	(1,103,187)
CASH FLOWS FROM FINANCING ACTIVITIES			
Repayment of borrowings		(1,000,000)	(475,000)
Net cash (used by) financing activities		(1,000,000)	(475,000)
Net (decrease)/increase in cash held		1,316,789	651,152
Cash at the beginning of the financial year		1,223,113	571,961
Cash at the end of the financial year	6	2,539,902	1,223,113

Notes to the Financial Statements FOR THE YEAR ENDED 30 APRIL 2015

NOTE 1: STATEMENT OF SIGNIFICANT ACCOUNTING POLICIES

This financial report is a general purpose financial report that has been prepared in accordance with Australian Accounting Standards (including Australian Accounting Interpretations), other authoritative pronouncements of the Australian Accounting Standards Board and the requirements of the Associations Incorporation Act WA 1987.

The financial report covers Surf Life Saving Western Australia Inc. as an individual entity. Surf Life Saving Western Australia Inc. is an Association incorporated in Western Australia under the Associations Incorporation Act 1987.

The financial report of Surf Life Saving Western Australia Inc. as an individual entity complies with all Australian equivalents to International Financial Reporting Standards (AIFRS) in their entirety. Compliance with AIFRS ensures compliance with International Financial Reporting Standards.

The following is a summary of the material accounting policies adopted by the Association in the preparation of the financial report. The accounting policies have been consistently applied, unless otherwise stated.

New, revised or amending Accounting Standards and Interpretations adopted

The incorporated association has adopted all of the new, revised or amending Accounting Standards and Interpretations issued by the Australian Accounting Standards Board ('AASB') that are mandatory for the current reporting period.

Any new, revised or amending Accounting Standards or Interpretations that are not yet mandatory have not been early adopted.

Any significant impact on the accounting policies of the incorporated association from the adoption of these Accounting Standards and Interpretations are disclosed below. The adoption of these Accounting Standards and Interpretations did not have any significant impact on the financial performance or position of the incorporated association.

The following Accounting Standards and Interpretations are most relevant to the incorporated association:

AASB 2013-3 Amendments to AASB 136 - Recoverable Amount Disclosures for Non-Financial Assets

These amendments are applicable to annual reporting periods beginning on or after 1 January 2014. The disclosure requirements of AASB 136 'Impairment of Assets' have been enhanced to require additional information about the fair value measurement when the recoverable amount of impaired assets is based on fair value less costs of disposals. Additionally, if measured using a present value technique, the discount rate is required to be disclosed. The adoption of these amendments from 1 May 2014 may increase the disclosures by the incorporated association

Annual Improvements to IFRSs 2010-2012 Cycle

These amendments are applicable to annual reporting periods beginning on or after 1 July 2014 and affects several Accounting Standards as follows: Amends the definition of 'vesting conditions' and 'market condition' and adds definitions for 'performance condition' and 'service condition' in AASB 2 'Share-based Payment'; Amends AASB 3 'Business Combinations' to clarify that contingent consideration that is classified as an asset or liability shall be measured at fair value at each reporting date; Amends AASB 8 'Operating Segments' to require entities to disclose the judgements made by management in applying the aggregation criteria; Clarifies that AASB 8 only requires a reconciliation of the total reportable segments assets to the entity's assets, if the segment assets are reported regularly; Clarifies that the issuance of AASB 13 'Fair Value Measurement' and the amending of AASB 139 'Financial Instruments: Recognition and Measurement' and AASB 9 'Financial Instruments' did not remove the ability to measure short-term receivables and payables with no stated interest rate at their invoice amount, if the effect of discounting is immaterial; Clarifies that in AASB 116 'Property, Plant and Equipment' and AASB 138 'Intangible Assets', when an asset is revalued the gross carrying amount is adjusted in a manner that is consistent with the revaluation of the carrying amount (i.e. proportional restatement of accumulated amortisation); and Amends AASB 124 'Related Party Disclosures' to clarify that an entity providing key management personnel services to the reporting entity or to the parent of the reporting entity is a 'related party' of the reporting entity. The adoption of these amendments from the Association's annual reporting period commencing 1 May 2015 will not have a material impact on the incorporated association.

Annual Improvements to IFRSs 2011-2013 Cycle

These amendments are applicable to annual reporting periods beginning on or after 1 July 2014 and affects four Accounting Standards as follows: Clarifies the 'meaning of effective IFRSs' in AASB 1 'First-time Adoption of Australian Accounting Standards'; Clarifies that AASB 3 'Business Combination' excludes from its scope the accounting for the formation of a joint arrangement in the financial statements of the joint arrangement itself; Clarifies that the scope of the portfolio exemption in AASB 13 'Fair Value Measurement' includes all contracts accounted for within the scope of AASB 139 'Financial Instruments: Recognition and Measurement' or AASB 9 'Financial Instruments', regardless of whether they meet the definitions of financial assets or financial liabilities as defined in AASB 132 'Financial Instruments: Presentation'; and Clarifies that determining whether a specific transaction meets the definition of both a business combination as defined in AASB 3 'Business Combinations' and investment property as defined in AASB 140 'Investment Property' requires the separate application of both standards independently of each other. The adoption of these amendments from the Association's annual reporting period commencing 1 May 2015 will not have a material impact on the incorporated association.

Basis of preparation

The accounting policies set out below have been consistently applied to all years presented.

Reporting Basis and Conventions

The financial report has been prepared on an accrual basis and is based on historical costs modified by the revaluation of selected non-current assets, financial assets and financial liabilities for which the fair value basis of accounting has been applied. The amounts presented in the financial report are present in Australian dollars and have been rounded to the nearest dollar.

Notes to the Financial Statements FOR THE YEAR ENDED 30 APRIL 2015

NOTE 1: STATEMENT OF ACCOUNTING POLICIES (Cont.)

Accounting Policies

(a) Income Tax

The Association has obtained tax-exempt status under current Australian Taxation legislation.

(b) Property, Plant and Equipment

Each class of property, plant and equipment is carried at cost or fair value as indicated less, where applicable, any accumulated depreciation and impairment losses.

Property

Freehold land and buildings are recorded at their fair value (being the amount for which an asset could be exchanged between knowledgeable willing parties in an arm’s length transaction), based on periodic, but at least triennial valuations by external independent valuers. During the intervening periods, the fair values are determined on the basis of a Directors’ valuation.

Increases in the carrying amount arising on revaluation of land and buildings are credited to a revaluation surplus in equity. Decreases that offset previous increases of the same asset are recognised against fair value reserves directly in equity; all other decreases are recognised in profit or loss.

Plant and Equipment

Plant and equipment is measured on the cost basis less depreciation and impairment losses.

The carrying amount of plant and equipment is reviewed annually by Directors to ensure it is not in excess of the recoverable amount from these assets. The recoverable amount is assessed on the basis of the expected net cash flows that will be received from the assets’ employment and subsequent disposal. The expected net cash flows have been discounted to present values in determining recoverable amounts.

Depreciation

The depreciable amount of plant and equipment along with the helicopter and building fit-outs are depreciated on a diminishing value basis. Motor vehicles are depreciated on a straight line basis over their useful lives from the time the asset is held ready for use.

The depreciation rates used for each class of depreciable assets (excluding land and buildings) are:

Class of Fixed Asset	Depreciation Rate
Office equipment	25% to 33%
Coastal Safety equipment	25% to 100%
Surf education equipment	30%
Competition equipment	20%
Motor vehicles	12.50%
Helicopter	13.33%
Building fit-out	10%

The assets’ residual values and useful lives are reviewed and adjusted, if appropriate, at each balance date.

An asset’s carrying amount is written down immediately to its recoverable amount if the asset’s carrying amount is greater than its estimated recoverable amount.

Gains and losses on disposals are determined by comparing proceeds with the carrying amount. These gains and losses are included in the statement of comprehensive income.

(c) Leases

Lease payments for operating leases, where substantially all the risks and benefits remain with the lessor, are charged as expenses in the periods in which they are incurred.

(d) Impairment of Assets

At each reporting date, the Association reviews the carrying values of its tangible assets to determine whether there is any indication that those assets have been impaired. If such an indication exists, the recoverable amount of the asset, being the higher of the assets fair value less costs to sell and value-in-use, is compared to the assets carrying value. Any excess of the assets carrying value over its recoverable amount is expensed to the statement of comprehensive income.

Where it is not possible to estimate the recoverable amount of an individual asset, the Association estimates the recoverable amount of the cash-generating unit to which the asset belongs.

(e) Fair Value Measurement

When an asset or liability, financial or non-financial, is measured at fair value for recognition or disclosure purposes, the fair value is based on the price that would be received to sell an asset or paid to transfer a liability in an orderly transaction between market participants at the measurement date; and assumes that the transaction will take place either: in the principal market; or in the absence of a principal market, in the most advantageous market.

Notes to the Financial Statements FOR THE YEAR ENDED 30 APRIL 2015

NOTE 1: STATEMENT OF ACCOUNTING POLICIES (Cont.)

Fair value is measured using the assumptions that market participants would use when pricing the asset or liability, assuming they act in their economic best interest. For non-financial assets, the fair value measurement is based on its highest and best use. Valuation techniques that are appropriate in the circumstances and for which sufficient data are available to measure fair value, are used, maximising the use of relevant observable inputs and minimising the use of unobservable inputs.

Assets and liabilities measured at fair value are classified, into three levels, using a fair value hierarchy that reflects the significance of the inputs used in making the measurements. Classifications are reviewed each reporting date and transfers between levels are determined based on a reassessment of the lowest level input that is significant to the fair value measurement.

For recurring and non-recurring fair value measurements, external valuers may be used when internal expertise is either not available or when the valuation is deemed to be significant. External valuers are selected based on market knowledge and reputation. Where there is a significant change in fair value of an asset or liability from one period to another, an analysis is undertaken, which includes a verification of the major inputs applied in the latest valuation and a comparison, where applicable, with external sources of data.

(f) Employee Benefits

Provision is made in respect of the Association’s liability for employee benefits arising from services rendered by employees to balance date. Employee benefits that are expected to be settled within one year have been measured at the amounts expected to be paid when the liability is settled, plus related on-costs. Employee benefits payable later than one year have been measured at the present value of the estimated future cash outflows to be made for those benefits.

(g) Cash and Cash Equivalents

Cash and cash equivalents include cash on hand, deposits held at-call with banks and other short-term highly liquid investments with original maturities of three months or less.

(h) Revenue

Revenue from donations is recognised upon receipt of the funds.

Interest revenue is recognised on a proportional basis taking into account the interest rates applicable to the financial assets.

Grants received for recurrent and capital expenditures and member’s subscriptions are recorded as income in the year in which they are earned.

All revenue is stated net of the amount of goods and services tax (GST).

(i) Goods and Services Tax (GST)

Revenues, expenses and assets are recognised net of the amount of GST, except where the amount of GST incurred is not recoverable from the Australian Taxation Office. In these circumstances the GST is recognised as part of the cost of acquisition of the asset or as part of an item of the expense. Receivables and payables in the statement of financial position are shown inclusive of GST.

Cash flows are presented in the cash flow statement on a gross basis, except for the GST component of investing and financing activities, which are disclosed as operating cash flows.

(j) Financial Instruments

Financial assets and financial liabilities are recognised when the entity becomes a party to the contractual provisions to the instrument.

Financial instruments are initially measured at fair value.

Held-to-maturity investments

Held-to-maturity investments are non-derivative financial assets that have fixed maturities and fixed or determinable payments, and it is the Association’s intention to hold these investments until maturity. They are subsequently measured at amortised cost.

Held-to-maturity investments are included in current assets where they are expected to mature within 12 months after the end of the reporting period. All other investments are classified as non-current assets.

Financial Liabilities

Non-derivative financial liabilities other than financial guarantees are subsequently measured at amortised cost. Financial liabilities are derecognised where the related obligations are discharged, cancelled or expired. The difference between the carrying value of the financial liability extinguished or transferred to another party and the fair value of consideration paid, including the transfer of non-cash assets or liabilities assumed, is recognised in profit or loss.

(k) Maintenance Provisions

Provisions are recognised when the Association has a legal or constructive obligation, as a result of past events, for which it is probably that an outflow of economic benefits will result and that outflow can be reliably measured.

(l) Comparative figures

When required by Accounting Standards comparative figures have been adjusted to conform with changes in presentation for the current financial year.



Notes to the Financial Statements FOR THE YEAR ENDED 30 APRIL 2015

NOTE 2: REVENUE

		2015	2014
		\$	\$
Revenue consists of:			
Member Services		420,446	419,323
Marketing		741,984	966,702
Grants	(a)	4,466,133	3,936,990
Fundraising & Donations		890,562	597,338
Surf Sports		259,114	278,640
Interest Received		83,593	68,560
Development & Education		1,238,633	1,583,546
Coastal Risk Services		196,293	130,000
Helicopter Services		700,840	484,591
Lifeguard Services		1,236,939	1,269,491
Lifesaving		1,292,397	468,388
Other		55,462	44,071
Total Revenue		11,582,396	10,247,640

(a) Of the \$4,466,133 of revenue from grants for year ended 30 April 2015, \$12,000 relates to the 2013-14 Healthway Grant and \$117,000 relates to the 2014-15 Healthway Grant. The total of the 2014-15 Healthway Grant is \$130,000, with the remaining \$13,000 to be received in August 2015.

NOTE 3: OTHER COMPREHENSIVE INCOME

Net loss on revaluation of land and building	(a)	(450,000)	-
--	-----	-----------	---

(a) In accordance with the Association’s policy over the valuation of its land and buildings, the property at 7 Delawney Street, Balcatta was revalued on 25 May 2015. The independent valuation returned a valuation of \$6,100,000, compared to the previous valuation obtained of \$6,750,000 on 12 July 2013. The Association understands that this decrease in the valuation of the property is indicative of current market rates for office rental in Perth at present.

The loss on revaluation of \$650,000 has been recorded with \$450,000 recognised to write back the balance of previous revaluation on the property in the Asset Revaluation Reserve, and the remaining \$200,000 recognised as a loss in the profit and loss of the Association, in accordance with the treatment of revaluation under AASB 116 - Property, Plant and Equipment.

NOTE 4: AUDITORS’ REMUNERATION

		2015	2014
		\$	\$
Remuneration of the auditor for			
- auditing the financial report		18,000	18,000
- auditing of grant acquittals		8,000	8,000
		26,000	26,000

The auditor’s remuneration is provided as a donation to the Association.

Notes to the Financial Statements FOR THE YEAR ENDED 30 APRIL 2015

NOTE 5: EXPENSES

Surplus is stated after charging or crediting:

	2015	2014
	\$	\$
a) Expenses		
Rental expense on operating leases		
- minimum lease payments	9,764	10,817
b) Depreciation and Amortisation Expenses		
The following significant revenue and expense items are relevant in explaining the financial performance:		
Depreciation of property, plant and equipment	659,887	637,377
c) Lifesaving Expenses		
Lifesaving	1,790,126	1,062,794
Coastal Risk Services	176,243	177,978
Helicopter Rescue Service	3,094,751	2,046,459
Life Guards	1,237,907	1,190,553
	6,299,027	4,477,784
d) Commercial Activity Expenses		
Administration Expenses	36,628	108,974
Building Expenses	105,737	125,018
Insurance	69,116	80,752
Member Services	568,604	551,491
Operations	86,924	120,371
Commercial Training	695,005	922,432
	1,562,014	1,909,038

NOTE 6: CASH AND CASH EQUIVALENTS

Cash at bank	2,539,902	1,223,113
	2,539,902	1,223,113

NOTE 7: TRADE AND OTHER RECEIVABLES

Trade and other receivables	281,511	510,697
GST payable	(41,008)	(38,916)
	240,503	471,781

NOTE 8: HELD TO MATURITY INVESTMENT

Deposits held to maturity	-	1,000,000
	-	1,000,000

NOTE 9: PREPAYMENTS

Prepayments	135,413	32,438
	135,413	32,438

Notes to the Financial Statements FOR THE YEAR ENDED 30 APRIL 2015

NOTE 10: PROPERTY, PLANT AND EQUIPMENT 2015

	2015	2014
	\$	\$
Office Equipment:		
At cost	480,936	491,442
Accumulated depreciation	(281,532)	(235,348)
	199,404	256,094
Coastal Safety Equipment:		
At cost	698,889	545,580
Accumulated depreciation	(228,912)	(157,773)
	469,977	387,807
Surf Education Equipment:		
At cost	5,000	5,000
Accumulated depreciation	(2,389)	(1,270)
	2,611	3,730
Competition Equipment:		
At cost	31,500	31,500
Accumulated depreciation	(13,579)	(9,098)
	17,921	22,402
Motor Vehicles:		
At cost	496,118	599,964
Accumulated depreciation	(128,698)	(121,003)
	367,420	478,961
Helicopter:		
At cost	3,029,137	3,029,137
Accumulated depreciation	(1,002,830)	(691,181)
	2,026,307	2,337,956
Land and Building:		
At fair value	(a) 6,100,000	6,750,000
	6,100,000	6,750,000
Fixtures and Fittings:		
At cost	1,265,218	1,211,412
Accumulated depreciation	(306,397)	(205,360)
	958,821	1,006,052
New Building Project (work-in-progress):		
At cost	222,934	-
Accumulated depreciation	-	-
Total Property, Plant and Equipment	10,365,395	11,243,002

(a) Balance determined to be the fair value of the State Centre Office at 7 Delawney Street, Balcatta, Western Australia. The property was purchased on 7 May 2012 for \$6,300,000 and, following an independent valuation by Burgess Rawson on 12 July 2013, was valued at \$6,750,000. On 25 May 2015, the Association obtained a subsequent independent valuation from Herron Todd White, who determined the fair value of the premises to be \$6,100,000. At 30 April 2015, the Directors have assessed the fair value of the Land and Building to be \$6,100,000. See Note 17 for the classification of the fair value measurement of the Land and Building.

Notes to the Financial Statements FOR THE YEAR ENDED 30 APRIL 2015

NOTE 10: PROPERTY, PLANT AND EQUIPMENT 2015 (Cont.)

a) MOVEMENTS IN CARRYING AMOUNTS

Movement in the carrying amounts for each class of property, plant and equipment.

	New Building Project	Office Equipment	Coastal Safety Equipment	Surf Education Equipment	Comp Equipment	Motor Vehicles	Helicopter	Land and Building	Fixtures and Fittings	Total
	\$	\$	\$	\$	\$	\$	\$	\$	\$	\$
Balance at 30 April 2013	-	332,747	200,183	-	11,466	408,597	1,703,104	6,750,000	1,116,693	10,522,790
Additions	-	8,146	244,133	5,000	19,773	532,151	950,000	-	-	1,759,203
Disposals	-	(1,371)	-	-	(5,120)	(395,123)	-	-	-	(401,612)
Depreciation	-	(83,428)	(56,509)	(1,270)	(3,717)	(66,664)	(315,148)	-	(110,641)	(637,377)
Balance at 30 April 2014	-	256,094	387,807	3,730	22,402	478,961	2,337,956	6,750,000	1,006,052	11,243,002
Additions	222,934	10,880	207,791	-	-	314,617	-	-	53,806	810,028
Disposals	-	(3,253)	(15,893)	-	-	(358,602)	-	-	-	(377,748)
Depreciation	-	(64,317)	(109,728)	(1,119)	(4,481)	(67,556)	(311,649)	-	(101,037)	(659,887)
Revaluation	-	-	-	-	-	-	-	(650,000)	-	(650,000)
Balance at 30 April 2015	222,934	199,404	469,977	2,611	17,921	367,420	2,026,307	6,100,000	958,821	10,365,395

NOTE 11: TRADE AND OTHER PAYABLES

	2015	2014
	\$	\$
Trade and other payables	669,303	888,346
Grants received in advance	1,097,777	428,906
	1,767,080	1,317,252

NOTE 12: BORROWINGS

Commercial bill	-	1,000,000
-----------------	---	-----------

The Association repaid the borrowing facility during the year ended 30 April 2015.



Notes to the Financial Statements FOR THE YEAR ENDED 30 APRIL 2015

NOTE 13: PROVISIONS

	Maintenance (Helicopter)	Annual Leave	Long Service Leave	Total
	\$	\$	\$	\$
Opening Balance at 1 May 2014	493,065	130,774	113,639	737,478
Additional provision	395,799	69,375	(6,402)	458,772
Balance at 30 April 2015	888,864	200,149	107,237	1,196,250

Analysis of Total Provisions

	2015	2014
	\$	\$
Current	766,027	372,740
Non-Current	430,223	364,738
	1,196,250	737,478

Provision for Long Service Leave

A provision has been recognised for employee entitlements relating to long service leave. In calculating the present value of future cash flows in respect of long service leave, the probability of long service leave being taken is based on historical data. The measurement and recognition criteria relating to employee benefits have been included in Note 1 to this report.

Provision for Helicopter Maintenance

A provision has been recognised for the heavy maintenance costs for the two helicopters. This provision has been calculated based on the estimated costs for heavy maintenance of the asset over the next four years.

NOTE 14: RESERVES

Building Reserve

During the 2014 financial year, \$400,000 was transferred from Accumulated Surplus to the Building Reserve for the purpose of funding the Rous Head development.

General Reserve

The purpose of the reserve is to provide protection against any adverse effects on major revenue streams to ensure that the critical operational aspects of SLSWA can be provided. The reserve was reviewed prior to the end of the financial year and the Board considered that the amount of \$500,000 to be appropriate. This policy is to be reviewed after each financial year.

Revaluation Surplus

The revaluation surplus records revaluations of non-current assets.

NOTE 15: CAPITAL AND LEASING COMMITMENTS

Operating Lease Commitments

Non-cancellable operating leases contracted for but not capitalised in the financial statements.

	2015	2014
	\$	\$
Payable – minimum lease payments		
- not later than 12 months	10,954	19,894
- between 12 months and 5 years	7,087	11,332
	18,041	31,226

The operating leases relates to office equipment. The leases expire in August 2016 and May 2018.

Notes to the Financial Statements FOR THE YEAR ENDED 30 APRIL 2015

NOTE 16: GRANTS

Total grants received and recognised as income during the year include the following:

	2015	2014
	\$	\$
Fire and Emergency Services Authority of Western Australia (Service Agreement)	907,236	817,774
SLSA Beach Safe	-	44,365
State Government	3,339,867	2,842,132
Lotterywest (including grant for purchase of building)	-	57,719
Department of Sports and Recreation	160,000	110,000
Other Grant Providers	59,030	65,000
	4,466,133	3,936,990

NOTE 17: FAIR VALUE MEASUREMENT

The following tables detail the Association’s assets and liabilities, measured or disclosed at fair value, using a three level hierarchy, based on the lowest level of input that is significant to the entire fair value measurement, being:

Level 1: Quoted prices (unadjusted) in active markets for identical assets or liabilities that the entity can access at the measurement date

Level 2: Inputs other than quoted prices included within Level 1 that are observable for the asset or liability, either directly or indirectly

Level 3: Unobservable inputs for the asset or liability

	Level 1	Level 2	Level 3	Total
	\$	\$	\$	\$
2015				
Assets				
Land and buildings	-	6,100,000	-	6,100,000
Total assets	-	6,100,000	-	6,100,000

	Level 1	Level 2	Level 3	Total
	\$	\$	\$	\$
2014				
Assets				
Land and buildings	-	6,750,000	-	6,750,000
Total assets	-	6,750,000	-	6,750,000

There were no transfers between levels during the financial year.

Valuation techniques for fair value measurements categorised within level 2.

Land and buildings have been valued based on similar assets, location and market conditions.

NOTE 18: EVENTS AFTER THE BALANCE SHEET DATE

No matters or circumstances have arisen since the end of the financial year which significantly affected or may significantly affect the operations of the Association, the results of those operations, or the state of affairs of the Association in future financial years.

Notes to the Financial Statements FOR THE YEAR ENDED 30 APRIL 2015

NOTE 19: CASH FLOW INFORMATION

Reconciliation of Cash Flow from Operations with Surplus from Ordinary Activities

	2015	2014
	\$	\$
(Loss) / Surplus from Activities	(147,721)	570,532
Non cash flows excluded from surplus attributable from operating activities:		
Depreciation	659,887	637,377
Net gain / (loss) on disposal of property, plant and equipment	31,816	(4,402)
Changes in assets and liabilities:		
(Increase) / decrease in trade and other receivables	231,278	679,369
Increase / (decrease) in trade and other payables	(102,975)	228,356
Increase / (decrease) in provisions	449,827	135,427
Increase / (decrease) in other assets	458,772	(17,320)
	1,580,884	2,229,339

NOTE 20: FINANCIAL INSTRUMENTS

The Association’s activities expose it to a variety of financial risks: interest rate risk, credit risk and liquidity risk. The Association’s overall risk management program focuses on the unpredictability of financial markets and seeks to minimise potential adverse effects on the financial performance of the Association.

The Association uses different methods to measure different types of risk to which it is exposed. These methods include sensitivity analysis in the case of interest rate and aging analysis for credit risk. The Association does not use derivative financial instruments (such as interest rate swaps) to hedge certain risk exposures. Risk management is carried out by the Board of Directors.

The Association holds the following financial instruments:

	30 April 2015	30 April 2014
	\$	\$
Cash and cash equivalents	2,539,902	1,223,113
Deposits held to maturity	-	1,000,000
Trade and other receivables	240,503	471,781
	2,780,405	2,694,894
Trade and other payables	1,767,080	1,317,253
Borrowings	-	1,000,000
	1,767,080	2,317,253

(i) Interest rate risk

The Association’s main interest rate risk arises from cash and cash equivalents. Cash and cash equivalents comprise deposits held at call with bank that are at variable interest rates. Interest rate risks also arise from borrowings.

As at the reporting date, the Association had the following deposits at call with banks.

	30 April 2015		30 April 2014	
	Weighted average interest rate	Balance \$	Weighted average interest rate	Balance \$
Cash and cash equivalents	0.85%	2,539,902	1.92%	1,222,113
Deposit held to maturity	N/A	-	3.51%	1,000,000
Borrowings	N/A	-	5.30%	1,000,000

Sensitivity analysis – interest rate risk

A change of 100 basis points in interest rates at the reporting date would have increased / (decreased) surplus and deficit by the amounts shown below. The analysis assumes all other variables remain constant. The analysis is performed on the same basis as 2014.

Variable rate instruments 30 April 2015.

Notes to the Financial Statements FOR THE YEAR ENDED 30 APRIL 2015

NOTE 20: FINANCIAL INSTRUMENTS (Cont.)

	30 April 2015	30 April 2014
	\$	\$
100bp increase	25,399	12,221
100bp decrease	(25,399)	(12,221)

(ii) Credit risk

Credit risk arises from the financial assets of the Association, which comprise cash and cash equivalents and trade and other receivables. The Association’s exposure to credit risk arises from potential default of the counter party, with a maximum exposure equal to the carrying amount of these instruments.

Trade receivables are non-interest bearing and on 30 day terms. A provision for impairment loss is recognised when there is objective evidence that an individual trade receivable is impaired. No impairment loss was recognised in respect of trade receivables in 2015 (2014: Nil).

At 30 April, the ageing analysis of trade receivables is as follows:

	2015	2014
	\$	\$
Current	156,072	353,310
Past due 30 – 60 days	52,699	64,069
Past due 60 – 90 days	71,385	91,574
Past due over 90 days	1,515	1,744
	281,671	510,697

The Association only trades with recognised, creditworthy third parties and as such collateral is not requested nor is it the Association’s policy to securitise its trade and other receivables.

In addition, receivable balances are monitored on an ongoing basis with the result that the Association’s exposure to bad debts is not significant.

The credit risk on liquid funds is limited because the counter party is a bank with a high credit rating.

(iii) Liquidity risk

The Association manages liquidity risk by continuously monitoring forecast and actual cash flows and matching the maturity profiles of financial assets and liabilities.

The Association’s financial liabilities include trade and other payables that are paid on a 30 day period.

NOTE 21: NEW ACCOUNTING STANDARDS FOR APPLICATION IN FUTURE PERIODS

The Australian Accounting Standards Board has issued new and amended Accounting Standards and Interpretations that have mandatory application dates for future reporting periods and which the Association has decided not to early adopt. A discussion of those future requirements and their impact on the Association is as follows:

New Accounting Standards and Interpretations not yet mandatory or early adopted

Australian Accounting Standards and Interpretations that have recently been issued or amended but are not yet mandatory, have not been early adopted by the incorporated association for the annual reporting period ended 30 April 2015. The incorporated association’s assessment of the impact of these new or amended Accounting Standards and Interpretations, most relevant to the Association, are set out below.

AASB 9 Financial Instruments and its consequential amendments

This standard and its consequential amendments are applicable to annual reporting periods beginning on or after 1 January 2018 and completes phases I and III of the IASB’s project to replace IAS 39 (AASB 139) ‘Financial Instruments: Recognition and Measurement’. This standard introduces new classification and measurement models for financial assets, using a single approach to determine whether a financial asset is measured at amortised cost or fair value. The accounting for financial liabilities continues to be classified and measured in accordance with AASB 139, with one exception, being that the portion of a change of fair value relating to the entity’s own credit risk is to be presented in other comprehensive income unless it would create an accounting mismatch. Chapter 6 ‘Hedge Accounting’ supersedes the general hedge accounting requirements in AASB 139 and provides a new simpler approach to hedge accounting that is intended to more closely align with risk management activities undertaken by entities when hedging financial and non-financial risks. The incorporated association will adopt this standard and the amendments from 1 July 2018 but the impact of its adoption is yet to be assessed by the Association.

NOTE 22: ASSOCIATION DETAILS

The registered office of the Association and principle place of business is:

Surf Life Saving Western Australia Inc

7 Delawney Street

Balcatta WA 6021

SURF LIFE SAVING WESTERN AUSTRALIA INC.



## Director's Declaration

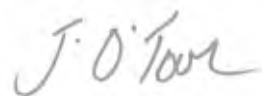
In the opinion of the Board of Directors the financial report as set out on pages 16 to 29:

1. Presents a true and fair view of the financial position of Surf Life Saving Western Australia Inc. as at 30 April 2015 and its performance for the year ended on that date in accordance with Australian Accounting Standards, mandatory professional reporting requirements and other authoritative pronouncements of the Australian Accounting Standards Board.
2. At the date of this declaration, there are reasonable grounds to believe that Surf Life Saving Western Australia Inc. will be able to pay its debts as and when they fall due.

This declaration is made in accordance with a resolution of the Board and is signed for and on behalf of the Board by:



**Craig Smith-Gander**  
President



**James O'Toole**  
Chief Executive Officer

Dated this 31st day of July 2015



### INDEPENDENT AUDIT REPORT TO MEMBERS OF SURF LIFE SAVING WESTERN AUSTRALIA INC.

#### Report on the Financial Report

We have audited the accompanying financial report of Surf Life Saving Western Australia Inc. ('the Association'), which comprises the statement of financial position as at 30 April 2015, and the statement of profit or loss and other comprehensive income, statement of changes in equity and statement of cashflows for the year ended on that date, a summary of significant accounting policies and other explanatory notes and the directors' declaration.

#### Directors' Responsibility for the Financial Report

The directors of the Association are responsible for the preparation and fair presentation of the financial report in accordance with Australian Accounting Standards (including the Australian Accounting Interpretations) and the Associations Incorporation Act 1987. This responsibility includes establishing and maintaining internal control relevant to the preparation and fair presentation of the financial report that is free from material misstatement, whether due to fraud or error; selecting and applying appropriate accounting policies; and making accounting estimates that are reasonable in the circumstances.

#### Auditor's Responsibility

Our responsibility is to express an opinion on the financial report based on our audit. We conducted our audit in accordance with Australian Auditing Standards. These Auditing Standards require that we comply with relevant ethical requirements relating to audit engagements and plan and perform the audit to obtain reasonable assurance whether the financial report is free from material misstatement.

An audit involves performing procedures to obtain audit evidence about the amounts and disclosures in the financial report. The procedures selected depend on the auditor's judgment, including the assessment of the risks of material misstatement of the financial report, whether due to fraud or error. In making those risk assessments, the auditor considers internal control relevant to the entity's preparation and fair presentation of the financial report in order to design audit procedures that are appropriate in the circumstances, but not for the purpose of expressing an opinion on the effectiveness of the entity's internal control. An audit also includes evaluating the appropriateness of accounting policies used and the reasonableness of accounting estimates made by the directors, as well as evaluating the overall presentation of the financial report.

We believe that the audit evidence we have obtained is sufficient and appropriate to provide a basis for our audit opinion.

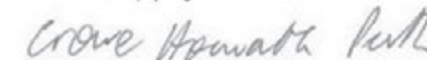
#### Independence

In conducting our audit, we have complied with the independence requirements of the Australian professional ethical pronouncements.

#### Auditor's Opinion

In our opinion, the financial report of Surf Life Saving Western Australia Inc. is in accordance with the Associations Incorporation Act 1987 including:

- i. giving a true and fair view of the Association's financial position as at 30 April 2015 and of its performance for the year ended on that date; and
- ii. complying with Australian Accounting Standards.



**Crowe Horwath Perth**



**Cyrus Patell**  
Partner

Signed at Perth, 31 July 2015

Crowe Horwath Perth is a member of Crowe Horwath International, a Swiss Verein. Each member of Crowe Horwath is a separate and independent legal entity. Liability limited by a scheme approved under Professional Standards Legislation other than for the acts or omissions of financial services licensees.

Officials

The below is a list of qualified Officials who have been recorded as attending carnivals during the 2014/2015 season.

Julian Ackermann	Steve Glossop	Julie Madden	Douglas Simpson
Lea Anderson	Shirley Godfrey	Elizabeth Maffescioni	Colin Slattery
Mark Anderson	Jeff Greenfield	Ray Maffescioni	Matthew Slattery
Jerome Anderson	Daryl Griffin	Anne Marie Lilburne	Ian Smallwood
Ros Appleton	Lucy Gunzburg	Gary Matier	Eric Smith
Craig Ashworth	Chris Hainsworth	Gloria McBride	Kingsley Smith
Tracey Axiak	Bill (William) Hale	Jacqueline McGregor	Louise Smith
John Barwood	Ian Hancock	Nick Mclvor	Vincent Smyth
Dennis Bell	Judith Harlow	Cindy McKellor	Graham Snook
Dominic Berry	Michelle Harrison	Anthony McLean	Rob Somerford
Michelle Bettens	Gary Hart	Amanda McPharlin	Belinda Somers
Kelvin Bishop	Sharee Hart	Bob Meek	David Somers
Jamie Bowers	Geoff Harvey	Wendy Meek	Marie Spires
Neil Bowie	Cheryl Harvey	Justin Meldrum	John Spithoven
Janine Boyle	Brian Harwood	Bruce Mentz	Lisa Standing
Kaylene Bozich	Andy Hiles	Nicki Mercorella	Adam Stanley
Chris Brien	Tim Hill	Joan Merrifield	Eileen Stark
Evan Bunford	John Hillen	Theresa Miller	Ben Stephens
Garry Bunford	Mark Hills	Cameron Miltrup	Danny Sudlow
Chad Burling	Glenda Hirsch	Tania Miltrup	Kate Sugars
Gail Burling	Michelle Hodges	John Motteram	Jenny Taylor
Jean Burling	Erika Holst-Marsh	George Mullins	Peter Taylor
Wayne Carter	Sarah Hull	Chris Murphy	Stephen Thomas
Gary Carthew	Sharon Huzzard	Pam Murphy	David Thomson
Brian Carthew	Chris Inglis	Jackie Murray	Ashleigh Traill
Alan Carville	Anthony Innes	Tania Muscat	Justin Traill
Rob Chappell	Karen Ireland	Gay Nash	Kellie Turner
Sandy Clarke	Tracey Irving	Mic Nielsen	Stuart Turrell
Karen Clay	Elise Irwin	Joanne Niven	Terry Upston
Penny Cohen	Jack Irwin	Roger Nowell	Warren Vanalopulos
Susan Coleman	Annalise Italiano	Melvin Nunes	Megan Vella
Mike Cook	Margaret Jackson	Paul O’Connor	Ian Vilkson
Michael Crevola	Paul Jervis	Deb O’Mahony	Lin Vogler
Lorraine Crook	Yvonne Jervis	Natalie O’Shea	Peter Waey
Daniel Crosby	Norman Johnson	Chris Oversby	Brett Wakefield
Mal Currey	Andrew Jones	Dana Owen	Sharon Walshaw
Robynann Davies	Dawn Jones	Rodney Owen	Roy Watkins
Kerry Davies	Warren Jones	Steve Palandri	Teresa Watkins
Sharon Davis	Keith Kavanagh	Catherine Park	Bob Welch
Cindy de Bomford	Susie Kay	Karla Parlinovich	Bruce Westerman
Dianne Doick	Ben Keenan-Smith	Jeanette Peraldini	Barbara Whipp
Ashley Dry	Wendy Kehoe	Craig Piercy	Greg Whipp
Kevin Duguid	Shane Kennedy	Glen Pires	Jasmine White
Sophie Edgar	Fiona Keogh	Jane Ponsonby	Debra White
Guy Edwards	Lola Kinder	Miles Ponsonby	Tim Whitehurst
Nathan Fitzgerald	Gail King	Allan Porteus	Anne-Marie Widermanski
Rebecca Flouzat	John King	Trent Rapley	John Willcocks
Heather Freeman	David Knowles	Jasper Rasmussen	Karen Williams
Joel Fulcher	Belinda Kuster	David Reid	Garry Williams
Shelly Gardener	Deb Laird	Natalie Ridley	Megan Williams
John Garnett	Jasmine Lamb	Daryl Ross	Bernadette Williams
Theresa Gartlan	Melanie Law	Caitlyn Rothnie	Carolyn Wilson
Dani Gartrell	Sue Lemmon	Christine Runnion	Digby Wilson
Alison Gerrard	Kristina Lemson	Kate Sampson	Karen Windsor
Trevor Gibb	Raymond Letchford	Brigitte Schuhkraft	Peter Wyburn
Wendy Gibbons	Helen Loake	Ian Scott	Andrew Youngs
Carol Gibbs	Rik Lovett	Jeff Scott	Arnold Zeh
Norman Gibbs	Richard Lowe	Maren Scriven	
Michelle Glossop	Paul Lynch	Joe Selden	

Trainers, Assessors & Facilitators

The list below are qualified Assessors who have been recorded as being active in the 2014/2015 season.

Sharyne Alberts	Mark Cleary	Roger Gregson	Richard Lane	Benjamin Pink	Bernard Style
Helen Allison	Terrance Colby	Tayla Hadden	Natalie Law	James Plunkett	John Summers
Wilhelmus Amez	Alistair Cook	Christopher Hainsworth	Beth Lewis	Kim Porter	Matthew Summers
Alicia Anderson	Michael Cook	Graham Halton	Matt Linney	Donato Preiato	Robert Swift
James Anderson	Domenic Cowdell	Nicholas Hancock	Erica Lovett	John Price	Jenny Taylor
Daniel Andrew	Rachael Crabb	David Harford	Michael Lovett	David Quimby	Sharon Taylor
Paul Andrew	Emma Cummuskey	Samantha Harnett	Richard Lowe	Helen Rabjones	Stephanie Taylor
Arthur Bajada	Trent Cuthbert	Garry Hart	Bevan Macauley	Shane Rabjones	Carlo Tenaglia
Jody Ballard	Evan Damianopoulos	Sharee Hart	Tegan Maffescioni	Samuel Ranson	Tracey Tenaglia
Matthew Bannister	Dick Darge	Dick Hartley	Cipri Martinez	Catriona Read	Stephen Thomas
Kelly Barker	Stephen Dargie	Matthew Hartley	Andrew Matraszek	Sonya Read	Janelle Thompson
Christopher Barnes	Dean Davidson	Jodie Harwood	Corey May	Kelly Reeves	Benjamin Thomson
David Barton	John Davies	Peter Hastie	Trevor Maybank	Mark Regel	David Thomson
John Barton	Roshann Davies	Philippa Hawson	Peter McCleery	David Reid	Lisa Thomson
John Bate	Kaitlin Davis	Sean Hazelden	Jacqueline McGregor	Monica Reinhardt	Murray Thornton
Danica Bates	Jacqueline Daws	Beverley Heesters	Cathrine McIntyre	Jessica Reynolds	Larry Tilbury
Jenaya Bell	Phill Dee	Johannes Heesters	Craig McIntyre	Stephen Reynolds	Will Tomlinson
Nathan Bell	Cameron Dimsey	Sharon Henning	Samantha McIntyre	John Rhatigan	Matthew Tonkin
Paul Berry	Harry Dixon	Stephen Herron	Paul McKenner	Andrew Richardson	Peter Traeger
Julie Best	Graham Donovan	Rocky Hildred	Amelia Meares	Grant Rosman	Grant Trew
Byron Bird	Kathleen Donovan	Peter Hilgendorf	Jeff Medcalf	David Rossow	Timothy Trew
Paul Bird	Mark Dove	Bradley Hill	Wendy Meek	Christo Rowley	Timothy Tucak
Luke Bishop	Erin Doyle	Fern Hill	Justin Meldrum	Janie Rowse	Ruth Turnbull
Michele Bistrup	Julie Doyle	Mark Hills	Joan Merrifield	Neil Rowse	Jacqui Uglow
James Blair	Rachelle Doyle	Leif Hinrichsen	Anne Mollerup	Macie Rudoff	David Ulbrick
John Blankley	Kevin Duguid	John Hodges	Amie Montefiore	Carolyn Ryan	Cole van-Overdijk
Penelope Boardman	Andrew Dunning	James Hodgkinson	Cath Morgan	Eamon Ryan	Leanne Verhoeff
Craig Bowley	Emma Dunning	Adam Hoes	Jason Morgan	Miriam Salter	Zac Vinten
Phillip Brewer	Dylan Eales	Neville Hogan	Ronald Morris	Giovanni Sansalone	Reece Vogels
Chris Brien	Guy Edwards	Murray Horbury	Brian Morrissey	Edward Saunders	Deborah Wake
Peter Brigg	Kevin Edwards	David Horton	Laurence Mott	Peter Saunders	Brett Wakefield
David Brindle	Leesa Equid	Robert Howard	George Mumford	Marc Saupin	Blair Walkington
Kerryn Briody	Jason Evans	Chloe Howarth	Peter Murphy	Jane Scott	Darren Wallis
Susan Britt	Ann Fenton	Nicholas Hudson	Michelle Myers	Tanika Shalders	Brett Warner
Fiona Broomhall	Jessica Fenton	Daryl Hueppauff	Robert Myers	Graham Sharpe	Keith Warrick
Jonathan Broomhall	Kevin Fettes	Sarah Hull	Edward Neilan	Michael Shaw	Lauren Warschauer
Lloyd Brosens	Christine Ficko	Tim Hurford	Peter Nelson	Scott Sheridan	Celia Waugh
Nathan Brosens	Nathan Fitzgerald	Christopher Inglis	Kevin Nettleton	Matthew Shields	Georgina Webb
Andrew Brown	Bernadette Flint	Mark Innes	John Niemeyer	Debra Silver	Warwick Webb
Renato Bruno	Mark Folkard	Jack Irwin	Martin Norwood	Janelle Slattery	Bruce Westerman
Pamela Bubrzycki	Andrew Ford	Albert Iten	Anne-Marie Nunes	Matthew Slattery	Kara Whittaker
Eric Buist	Michael Francis	Glenn Johnson	Helen O’Brien	Madeline Small	Anne-Marie
Garry Bunford	Nathan Frankel	Evan Jones	Rebecca O’Brien	Ian Smallwood	Widermanski
Jean Burling	Ben Gardner	Russell Jones	Rachel O’Connor	Julie Smallwood	Garry Williams
Chris Burt-Allan	John Garnett	Nicholas Journet	Jamie Olivier	Allen Smith	Jessica Williams
Laurence Campbell	Trevor Gibb	Simon Kanakis	Hannah ONeil	James Smith	Megan Williams
Peter Campbell	Julian Gibbings	Keith Kavanagh	Jennifer Orme	Kingsley Smith	Scott Williams
Bradley Carr	Bryan Gibbs	William Kelly	Christopher Oversby	Robert Smith	Carolyn Wilson
Barbara Carter	Simon Gidley	Taylor Kendall	Nikki Owen	Teagan Smith	David Wilson
Gary Carthew	Grace Giglia-Smith	Damian Kiely	Rodney Owen	Roy Sojan	Digby Wilson
Paula Cartwright	Tricia Gilbert	Mark Killen	Anthony Paini	David Somers	Bernard Wong
Jack Castellarin	Linda Gladwell	Gail King	Christopher Papaioannou	Tim Speer	Jennifer Wood
Lisa Castle	Stephen Glossop	John King	Jason Parsons	Curtis Spencer	Jodee Woodward
Rob Chappell	Gabrielle Goddard	Rodney King	Mary-Anne Paton	Alethea Spiers	Shayne Yates
Louis Cheeseman	Stephen Goddard	David Knowles	Les Paxton	Ian Spurgeon	Anna Young
Catherine Clapham	Alexis Grayson	Daniel Knox	James Peoples	Benjamin Stephens	
Judy Clark	Phillip Green	David Kordic	Stephen Peraldini	James Stewart	
Ken Clark	Anthony Greenfield	Isabel Kordic	Leslie Pereira	Nick (James) Stewart	
Sandy Clarke	Vivienne Greenfield	Belinda Kuster	Ian Phillips	Helena Stoakley	
Tacey Clarke	Angus Gregg	Christopher Kuster	Craig Piercy	Madeleine Stockden	
Pia Claudius	Timothy Gregg	Jasmine Lamb	Rhonda Pilgrim	Benjamin Studley	

Patrons

<b>Chief Patron</b>	<b>The Hon. Liza Harvey MLA</b>	<b>Ms. Nola Marino MP</b>
<b>Her Excellency, the Hon. Kerry Sanderson AO</b>	Member for Scarborough	Federal Member for Forrest
Governor of Western Australia	<b>His Worship Max Hipkins</b>	<b>The Hon Melissa Parke MP</b>
<b>Patron</b>	Mayor City of Nedlands	Federal Member for Fremantle
<b>The Hon. Colin Barnett MLA</b>	<b>The Hon. Barry House MLC</b>	<b>His Worship Troy Pickard</b>
Premier of Western Australia	Member for the South West Region	Mayor City of Joondalup
<b>The Hon. Mark McGowan MLA</b>	President of the Legislative Council	<b>Her Worship Tracey Roberts JP</b>
Leader of the Opposition	<b>Cr. Giovanni Italiono JP</b>	Mayor City of Wanneroo
<b>Vice Patrons</b>	Mayor City of Stirling	<b>His Worship Barry Sammels</b>
<b>The Hon Julie Bishop MP</b>	<b>The Hon. Albert Jacob JP MLA</b>	Mayor City of Rockingham
Federal Member for Curtin	Member for Ocean Reef	<b>His Worship Ian Stubbs</b>
<b>Mr Ian Blayney MLA</b>	Minister for Environment; Heritage	Mayor City of Busselton
Member for Geraldton	<b>The Hon. Rob Johnson JP MLA</b>	<b>Mr David Templeman MLA</b>
<b>The Hon. John Castrilli MLA</b>	Member for Hillarys	Member for Mandurah
Member for Bunbury	<b>The Hon. Michael Keenan MP</b>	<b>Mr Peter Watson JP MLA</b>
<b>The Hon. Joe Francis MLA</b>	Federal Member for Stirling	Member for Albany
Minister for Emergency Services, Corrective Services and Veterans	<b>Mr Tony Krsticevic MLA</b>	<b>Mr Rick Wilson MP</b>
<b>Mr Ian Goodenough MP</b>	Member for Carine	Federal Member for O’Connor
Federal Member for Moore	<b>Mr Sean L’Estrange MLA</b>	<b>His Worship Simon Withers</b>
	Member for Churchlands	Mayor Town of Cambridge

Life Members

L W LeQuesne *	1927	W R Somerford*	1975	J E Burling OAM	2003
J L Paton OBE*	1930	R G Bennett JP	1979	W H Read	2003*
I T Birtwistle OBE*	1938	N G Lamb*	1979	W W Fry OAM	2003
R E Gatherer *	1939	I D Scott OAM	1983	E B Jones	2004
Sir L P Gadsdon*	1941	W E Gaynor OAM	1985	J H Kitts	2004
C Bader *	1946	G G Russell *	1985	B C Olson	2004
D G White OAM*	1946	G P Castieau *	1987	K Smith	2004
E Jaggard OAM *	1948	D J Smith	1987	I D Vilkson	2004
M H Becher OAM*	1949	D R Rose	1987	T Snelling	2005
A C Peacock*	1950	J C Wall *	1988	T Maybank	2007
A E Prior*	1951	P J Bermingham OAM *	1989	F Senior	2007
RA Elliot *	1951	D E Clark ESM	1989	G Clark	2007
F T Haywood MBE *	1952	R J Howard OAM	1990	A Widermanski	2008
A J Marks*	1956	E K G Jaggard OAM	1991	D Somers	2008
R T Meadmore *	1956	R G Roberts OAM*	1991	L Tilbury	2008
T H Johnstone *	1956	J F Somers*	1992	J Knight-Smith	2008
D Molyneux*	1961	D H R Becker	1993	A M Smith OAM	2009
J G Hatchett	1963	F J Parlevliet	1993	G M King	2010
H K Riley MBE, JP*	1963	M E Cook	1994	C J Gibbs	2010
F J Thorne *	1964	A K Porteus	1994	N R Gibbs	2010
C V Addison *	1965	R A Blake OAM	1995	J F McCourt	2011
R J Peacock*	1966	C D Cook	1995	K C Jenner	2011
G M Brown OAM	1969	W A Robertson	1996	R Buist	2013
E V Hofmaster*	1969	J A Griffiths*	1997	G W Mumford	2013
D P Morrison OAM *	1969	I D McRae	1997	J Wright	2013
R J Trigg OBE*	1972	R P Redfern *	1997	P L Shipway	2013
J Trethowan	1974	A S Marshall	1998	L Buchan	2014
W D Summers*	1974	W H Amesz	2000	M Irwin	2015
I F Anderton	1975	R Welch OAM	2000	*Deceased	
D T Blackley	1975	D D Shearer *	2001		
C E Jarrott *	1975	J King OAM	2002		

Sporting Hall of Fame

George Burton	1996	Terrance Landwehr	2001	Rod Baker	2009
Ray Elliott	1996	Deane Pieters	2001	Simon Martin	2009
Ron Fussell	1996	Jack Trail	2001	Peter Smith	2009
Neville Gliddon	1996	Colin Vidler	2001	Brad Trotter	2009
W F “Gus” Graham	1996	Leigh Buchan	2002	Lindsay Bistrup	2010
Bruce Hutchinson	1996	Stan Jacks	2002	Bill Mattingley	2010
Arthur “Danny” Kay	1996	Graham ‘Tuppy’ Lahiff	2002	North Cottesloe Beach	
Bruce McKenzie	1996	Robert Watkins	2002	Relay Team	2010
Don Pass	1996	Michael Wright	2002	Michael MacDermott	2011
Warren Somerford	1996	Ken Foster	2003	James O’Toole	2011
Alan White	1996	Richard Hartley	2003	Carolyn Whiting	2012
Peter Hawkins	1999	Robert Milne	2003	Renée McCabe	2012
John Stringfellow	1999	John Leivers	2003	Willow Williamson	2012
John Wright	1999	John Ryan	2003	North Cottesloe J Crew ^^	2012
Jack Alliss	2000	Dean Beament	2004	Natasha Leaversuch	2013
Ken Gathercole	2000	Jeff Davidson	2004	Alicia Marriott	2013
Garry Hotchkin	2000	Sam Law	2004	Alison O’Toole	2013
Richard Meadmore	2000	Denis Smith	2004	Andrew Mosel	2014
Michael Cook	2000	Mark Nolan	2005	Ian Scott OAM	2014
Bernie Kelly	2000	Gregory Mickle	2005		
Donald Morrison OAM^	2000	Eric Hoffmaster	2007	^ Elevated to Legend of the Surf status in 2012	
Kenneth Vidler ^	2000	Robert Somerford	2007	^^ Elevated to Legend of the Surf status in 2015	
Jack Hampshire	2001	Frederick Annesley	2009		

Surf Life Saving Western Australia Staff

<b>Chief Executive Officer</b>		<b>Emergency Rescue Communication Network Project</b>	
Paul Andrew – Resigned November 2014		ERCN Project Coordinator	Mark Platt
James O’Toole – Appointed February 2015		ERCN Technical Advisor	Barry Kitson
<b>Corporate Services</b>		<b>Member and Community Services</b>	
Manager	James O’Toole	Manager	Rob Murphy
Office Supervisor	Vasika Bechar	Member Education and Training Coordinator	John King
IT Development Coordinator	Ryan Greenaway	Member Education Officer	Janelle Slattery
Accountant	Kirsty Motherway	Member Education Administration Assistant	Janie Rowse
Accounts Officer	Nalin Warusawithana	Member Development Officer	Joshua Drummond
Receipting Officer	Kay Webse	Community Programs Officer	Keta Lemmon
Reception	Tylar King	Health Promotion and Research Coordinator	Belinda Fleay
		Health Promotion and Research Officer	Chrissie Skehan
		Health Promotion Project Officer	Rachel Duczynski
<b>Community Safety</b>		<b>Surf Sports</b>	
Manager	Chris Peck	Sport & Events Coordinator	Chris Inglis
Lifesaving Operations Coordinator	Matthew du Plessis	Sports Development Officer	Ben Harvey
Logistics & Training Officer	Craig Bowley	Equipment Coordinator	Terry Byron
Lifeguard Officer	Simon Peppler		
Lifesaving Officer	Josh McCleery		
Training and Education Bus.Dev. Coordinator	Sara Ronald		
Training and Education Adm. Assistant	Kirstie Briggs		
Training and Education Adm. Assistant	Karthi McLeod		
<b>Aviation Services</b>		<b>Communication and Partnerships</b>	
Manager	Peter Scott	Manager	Neil Poh
Chief Pilot	Andy Jankowski	Communications and Partnership Officer	Kirsty Petrides
Chief Crew	Matt Wenman	Events and Partnerships Marketing Officer	Samantha Kelly
Line Pilot	Hamish Starr		
Line Pilot	Scott Hardstaff		
Line Pilot	Brendon Cleaver		
Air/Rescue Crew	Cameron Coulson		
Air/Rescue Crew	Jamie Kenny		
Air/Rescue Crew	Michael Prosser		



Surf Sports Results Seniors

2014/2015 WA State Surf Life Saving Championships Trophies

**Bernie Kelly Medal**  
**Kirstie Hardstaff**, City of Perth SLSC  
The Bernie Kelly Medal is awarded for the most outstanding performance by a competitor/s, at the 2015 WA State Surf Life Saving Championships.

In 1947, Bernie Kelly of Swanbourne Nedlands SLSC won the Open Surf Belt at the Australian Championships, becoming the first Western Australian to ever win an Australian Open Title, and therefore is honoured with the naming of this prestigious award.

**State Championship Banner – Total Aggregate Points Trigg Island SLSC**  
Presented to the Club with the highest total pointscore overall for the 2015 WA State Surf Life Saving Championships.

**State Championship Handicap Banner Secret Harbour SLSC**  
Presented to the Club with the highest total pointscore overall at the 2015 WA State Surf Life Saving Championships, based on handicap derived from the past three years overall pointscore.

**Glowery Trophy – Open Events Total Points Trigg Island SLSC**  
Presented to the Club with the highest pointscore calculated from Open events at the 2015 WA State Surf Life Saving Championships.

**Caris Bros Trophy – Open, Under 23, Under 21 and Under 19 Events Total Points Trigg Island SLSC**  
Presented to the Club with the highest total pointscore for Open, Under 23, Under 21 and Under 19 Events combined at the 2015 WA State Surf Life Saving Championships.

**A.D. Scott Cup – Under 19 Total Points Trigg Island SLSC**  
Presented to the Club with the highest pointscore calculated from Under 19 events at the 2015 WA State Surf Life Saving Championships.

**Cadet Cup – Under 17 & Under 15 Total Points Mullaloo SLSC**  
Presented to the Club with the highest pointscore calculated from Under 15 and Under 17 events at the 2015 WA State Surf Life Saving Championships.

**Foundation President’s Trophy and R&R Premiers banner City of Perth SLSC**  
Presented to the team who wins the Open 6 Person R&R at the 2015 WA State Surf Life Saving Championships.

**Walsh Shield – Under 19 5 Person R&R City of Perth SLSC**  
Presented to the winning team in the Under 19 5 Person R&R event at the 2015 WA State Surf Life Saving Championships.

**Paton Shield – Open March Past Sorrento SLSC**  
Presented to the winning team in the Open March Past event at the 2015 WA State Surf Life Saving Championships.

**Bryan Shield – Open Male Surf Boat Scarboro SLSC**  
Presented to the winning crew in the Open Male Surf Boat Race at the 2015 WA State Surf Life Saving Championships.

**Julian Trophy – Under 19 Surf Boat North Cottesloe SLSC**  
Presented to the winning crew in the Under 19 Surf Boat Race at the 2015 WA State Surf Life Saving Championships.

**Senior Champion Lifesaver – Open Male Open Male - David Ulbrich, North Cottesloe SLSC Open Female - Kim Lovett, City of Perth SLSC**  
Presented to the winner (s)of the Open Champion Lifesaver at the 2015 WA State Surf Life Saving Championships.

**Junior Champion Lifesaver Under 19 Male – Nicholas Scott**, City of Perth SLSC  
Presented to the winner of the Under 19 Champion Lifesaver at the 2015 WA State Surf Life Saving Championships.

**David Clarke Shield Fremantle SLSC**  
Presented to the Open Male IRB driver and crew team for the most points accumulated over the 2014/15 IRB competition season.

**Combined Marine Shield Fremantle SLSC**  
Presented to the Open Female IRB driver and crew team for the most points accumulated over the 2014/15 IRB competition season.

**Frank Senior Trophy Fremantle SLSC**  
Presented to club which accumulates the most points over the 2014/15 IRB competition season.

**Country Championship Banner City of Bunbury SLSC**

**Country Championship Handicap Banner Busselton SLSC**

2015 SLSWA SunSmart Senior State Championships (21 & 22 March 2015)		
Overall Club Rank & Points		
1	Trigg Island	996
2	City of Perth	869.5
3	Mullaloo	737
4	Sorrento	667.5
5	North Cottesloe	335.5
6	Fremantle	221
7	Scarboro	211
8	City of Bunbury	204
9	Secret Harbour	187
10	Cottesloe	120
11	Swanbourne Nedlands	47
12	Busselton	40.5
13	Coogee Beach	14.5
14	Binningup	11.5
15	Port Bouvard	5
15	Quinns Mindarie	5
16	Esperance-Goldfields	3
17	Geraldton	1

Handicap Club Rank & Points		
1	Secret Harbour	1078
2	City of Bunbury	1044.5
3	North Cottesloe	1033.7
4	Busselton	1000.5
5	Cottesloe	999.5
6	Mullaloo	997.3
7	Trigg Island	996
8	Scarboro	995.6
9	Swanbourne Nedlands	991.3
10	Binningup	983.3
11	Coogee Beach	982
12	Esperance-Goldfields	977.5
13	Quinns Mindarie	976.3
14	Port Bouvard	969.8
15	Sorrento	968.6
16	Geraldton	965.3
17	Fremantle	964
18	City of Perth	941.8

March Past Entry March Past		
1	Sorrento Team B	6
2	Trigg Island Team A	5
3	Cottesloe Team A	4
4	City of Perth Team A	3
5	North Cottesloe Team A	2
6	City of Bunbury Team A	1
7	Mullaloo Team A	0
8	Scarboro Team A	0
9	Cottesloe Team B	0

Open Female Beach Flags			
1	Priddis, Alysse	CY	6
2	Brymer, Britanny	CY	5
3	Golisano, Tarnica	CY	4
4	Houghton, Brittany	CY	3
5	Grigg, Gemma	SB	2
6	Yujnovich, Stefanie	SO	1
7	Chaffer, Lucy	NC	0
8	Weber, Eleanor	NC	0

Open Female Beach Relay			
1	City of Perth City White	CY	6
2	Scarboro Team A	SB	5
3	Sorrento Team A	SO	4
4	North Cottesloe Team A	NC	3
5	Sorrento Team B	SO	2
6	City of Perth City Black	CY	1
7	North Cottesloe Team B	NC	0

Open Female Beach Run (2km)			
1	Williams, Bernadette	SN	6
2	Lori, Erika	NC	5
3	Williams, Bethany	SN	4
4	Williams, Anne-Marie	SN	3
5	Lori, Christie	NC	2
6	Gunzburg, Lucy	SN	1
7	Smith, Melanie	NC	0
8	Smith-Gander, Madeline	NC	0

Open Female Beach Sprint			
1	Wilson, Eliza	SB	6
2	Brymer, Britanny	CY	5
3	Murphy, Gabrielle	CY	4
4	Houghton, Brittany	CY	3
5	Priddis, Alysse	CY	2
6	Golisano, Tarnica	CY	1
7	Maffescioni, Tegan	KW	0

Open Female Board Race			
1	Hardstaff, Kirstie	CY	6
2	Smith, Elise	TI	5
3	Hardstaff, Jayde	CY	4
4	Smith, Georgia	TI	3
5	Graham, Ceris	TI	2
6	Smaniotto, Lauren	BY	1

Open Female Board Relay			
1	Trigg Island Team A	TI	6
2	Sorrento Team A	SO	5
3	City of Perth Team A	CY	4
4	Trigg Island Team B	TI	3

Open Female Board Rescue			
1	City of Perth Team A	CY	6
2	City of Perth Team B	CY	5
3	Trigg Island Team A	TI	4
4	Mullaloo Team A	ML	3
5	Trigg Island Team A	TI	2
6	Sorrento Team B	SO	1

Open Female Double Ski			
1	City of Perth Team A	CY	6
2	Fremantle Team A	FM	5
3	Sorrento Team A	SO	4
4	Mullaloo Team A	ML	3
5	Trigg Island Team A	TI	2
6	Sorrento Team B	SO	1
7	Mullaloo Team A	ML	0
8	Scarboro Team A	SB	0
9	North Cottesloe Team A	NC	0

Open Female Ironman			
1	Hardstaff, Kirstie	CY	6
2	Mickle, Jade	CY	5
3	Graham, Ceris	TI	4
4	Hardstaff, Jayde	CY	3
5	Smith, Georgia	TI	2
6	Smith, Elise	TI	1
7	Willsher, Jessie	BY	0
8	Broad, Kylie	SO	0
9	Smaniotto, Lauren	BY	0
10	Griffin, Rebecca	BY	0
11	O`Shea, Caitlin	TI	0
12	Smith, Tara	SO	0
13	Darragh, Bridget	CY	0
14	Reynolds, Jessica	NC	0

Open Female Rescue Tube Rescue			
1	Mullaloo Team A	ML	6
2	North Cottesloe Team A	NC	5
3	City of Perth Team A	CY	4
4	Trigg Island Team A	TI	3
5	Swanbourne Nedlands Team A	SN	2
6	Mullaloo Team B	ML	1

Open Female Single Ski			
1	Graham, Ceris	TI	6
2	Hardstaff, Kirstie	CY	5
3	Leaversuch, Natasha	CO	4
4	Retty, Jack	SO	3
5	West, Lisa	ML	2
6	Nowell, Asa	SO	1

Open Female Single Ski Relay			
1	Sorrento Team A	SO	6
2	Mullaloo Team A	ML	5
3	City of Bunbury Team A	BY	4
4	Trigg Island Team A	TI	3
5	City of Perth Team A	CY	2
6	Mullaloo Team B	ML	1

Open Female Surf Boats			
1	North Cottesloe MMA	NC	6
2	Mullaloo Wahoo	ML	5
3	Scarboro Gold	SB	4
4	Scarboro Beach	SB	3
5	North Cottesloe Kittens	NC	2
6	City of Perth City Senyoritas	CY	1

Open Female Surf Race			
1	Mickle, Jade	CY	6
2	Scott, Jemma	CY	5
3	Gan, Heidi	CY	4
4	Thiede, Clara	ML	3
5	Duczynski, Rachel	SO	2
6	Walker, Isabella	CY	1
7	Ralston, Jiorja	CO	0
8	Etherington, Claudia	NC	0

Open Female Surf Teams Race			
1	City of Perth Team A	CY	6
2	Trigg Island Team A	TI	5
3	Sorrento Team A	SO	4
4	Mullaloo Team A	ML	3

Open Female Taplin Relay			
1	City of Perth Team A	CY	6
2	City of Perth Team B	CY	5
3	Trigg Island Team A	TI	4
4	Mullaloo Team A	ML	3
5	Trigg Island Team B	TI	2
6	City of Bunbury Team B	BY	1
7	Sorrento Team B	SO	0
8	City of Bunbury Team A	BY	0
9	Trigg Island Team C	TI	0
10	Sorrento Team A	SO	0

Open Male Beach Flags			
1	Nolan, Thomas	NC	6
2	Symonds, Jackson	SO	5
3	Fenner, Iyan	SO	4
4	Choate, Steven	NC	3
5	Edwards, Todd	NC	2
6	Simson, Chadd	SO	1
7	Tuffield, Callum	BU	0
8	Hartley, Joshua	BU	0

Open Male Beach Relay			
1	North Cottesloe Team A	NC	6
2	Sorrento Team B	SO	5
3	Trigg Island Team A	TI	4
4	Sorrento Team C	SO	3
5	Scarboro Team A	SB	2
6	Cottesloe Team A	CO	1
7	Busselton Team A	BU	0
8	City of Perth Team A	CY	0

Open Male Beach Run (2km)			
1	Howie, Thomas	SB	6
2	Cooke, Lacklan	NC	5
3	Hutchison, Craig	CY	4
4	Williams, David	SN	3
5	Muller, Wesley	CB	2
6	Cousins, Michael	BY	1
7	Walker, Andrew	CY	0
8	O`Brien, Joseph	ML	0
9	Desfosses, Jose	SB	0
10	Kinder, Michael	CO	0
11	Inkster, James	SN	0
12	Cowie, Stuart	CO	0

Open Male Beach Sprint			
1	Symonds, Jackson	SO	6
2	Nolan, Thomas	NC	5
3	Host, Edward	TI	4
4	Kappeler, Paul	SO	3
5	Deans, Samuel	SO	2
6	Panizza, Dylan	SB	1
7	Hackett, Kristian	SO	0
8	Simson, Chadd	SO	0

Open Male Board Race			
1	Mosel, Andrew	TI	6
2	Bowbridge, Matthew	TI	5
3	Host, William	TI	4
4	Retty, Jack	CY	3
5	Hastie, Michael	TI	2
6	Host, Edward	TI	1
7	Carrick, Benjamin	CY	0
8	Armstrong, Lachlan	TI	0
9	Albert, Alan	TI	0
10	Read, Jarrad	TI	0

Open Male Board Relay			
1	Trigg Island Team A	TI	6
2	Trigg Island Team B	TI	5
3	City of Perth Team A	CY	4
4	Trigg Island Team C	TI	3
5	Sorrento Team A	SO	2
6	City of Perth Team B	CY	1
7	City of Perth Team C	CY	0
8	North Cottesloe Team A	NC	0

Open Male Board Rescue			
1	City of Perth Team A	CY	6
2	Trigg Island Team A	TI	5
3	Trigg Island Team B	TI	4
4	Trigg Island Team D	TI	3
5	City of Perth Team D	CY	2
6	City of Perth Team C	CY	1
7	Mullaloo Team B	ML	0
8	North Cottesloe Team A	NC	0

Open Male Double Ski			
1	Trigg Island Team A	TI	6
2	Trigg Island Team B	TI	5
3	North Cottesloe Team A	NC	4
4	Sorrento Team A	SO	3
5	Trigg Island Team C	TI	2
6	North Cottesloe Team B	NC	1
7	City of Perth Team A	CY	0
8	City of Bunbury Team A	BY	0
9	North Cottesloe Team C	NC	0
10	North Cottesloe Team D	NC	0

Open Male Ironman			
1	Sarson, Brendon	TI	6
2	Retty, Jack	CY	5
3	Huitenga, Simon	CY	4
4	Gould, Wesley	ML	3
5	Carrick, Benjamin	CY	2
6	Jones, Ben	ML	1
7	Mosel, Andrew	TI	0
8	Watkins, Ryan	SO	0
9	Evans, Jason	CY	0
10	Evans, Gareth	TI	0

Open Male Rescue Tube Rescue			
1	City of Perth Team A	CY	6
2	Trigg Island Team A	TI	5
3	Mullaloo Team C	ML	4
4	North Cottesloe Team A	NC	3

Open Male Single Ski			
1	Baker, Reece	TI	6
2	Rice, Brendan	TI	5
3	Bird, Timothy	NC	4
4	Sarson, Brendon	TI	3
5	Humble, Daniel	TI	2
6	Robson, Drake	TI	1
7	Foley, Anthony	SO	0
8	Holmes, Brodie	TI	0
9	Duncan, James	BY	0
10	Bird, Will	NC	0

Open Male Single Ski Relay			
1	Sorrento Team A	SO	6
2	City of Perth Team A	CY	5
3	Trigg Island Team B	TI	4
4	Trigg Island Team A	TI	3
5	City of Bunbury Team A	BY	2
6	North Cottesloe Team A	NC	1
7	North Cottesloe Team C	NC	

U/15 Female Beach Flags

1	Rafferty, Taylah	SO	6
2	Spencer, Imogen	SB	5
3	Puzey, Gabrielle	FM	4
4	Pugsley, Sasha	ML	3
5	Hartley, Amy	BU	2
6	Viney, Rebecca	CY	1
7	Caporn, Paris	CO	0
8	Dwyer, Julia	BN	0

U/15 Female Beach Relay

1	Scarboro Team A	SB	6
2	City of Bunbury Team A	BY	5
3	North Cottesloe Team A	NC	4
4	Cottesloe Team A	CO	3
5	Mullaloo Team A	ML	2
6	Sorrento Team A	SO	1
7	City of Perth Team A	CY	0

U/15 Female Beach Run (2km)

1	Knight, Caitlin	ML	6
2	Mallis, Macarah	SO	5
3	Jones, Ellie	SO	4
4	Phillips, Elise	SO	3
5	Lee, Soraya	ML	2
6	Tucek, Chloe	CO	1
7	Robinson, Zoe	FM	0
8	Bird, Breanna	SH	0
9	Saunders, Samantha	SO	0
10	Dwyer, Julia	BN	0
11	Caporn, Paris	CO	0

U/15 Female Beach Sprint

1	Spencer, Imogen	SB	6
2	Geneff, Tayah	SB	5
3	Hartley, Amy	BU	4
4	Azzopardi, Sophia	NC	3
5	Sertorio, Juno	NC	2
6	Rafferty, Sydney	SO	1
7	Caffrey, Lauryn	BY	0
8	Kozlowska, Abbie	SB	0

U/15 Female Board Race

1	Naylor, Stephanie	TI	6
2	Mickle, Olivia	CY	5
3	Attwood, Chelsea	CY	4
4	Lewis, Jessica	CO	3
5	Mallis, Macarah	SO	2
6	Warne, Meg	TI	1

U/15 Female Board Relay

1	City of Perth Team A	CY	6
2	Trigg Island Team A	TI	5
3	Trigg Island Team B	TI	4
4	Cottesloe Team A	CO	3
5	Sorrento Team A	SO	2
6	Mullaloo Team B	ML	1
7	City of Bunbury Team A	BY	0

U/15 Female Board Rescue

1	City of Perth Team A	CY	6
2	Sorrento Team A	SO	5
3	Trigg Island Team A	TI	4
4	City of Perth Team B	CY	3
5	Cottesloe Team A	CO	2
6	City of Bunbury Team A	BY	1

U/15 Female Cameron Relay

1	Sorrento Team A	SO	6
2	Trigg Island Team A	TI	5
3	City of Perth Team A	CY	4
4	Sorrento Team B	SO	3
5	Mullaloo Team A	ML	2
6	City of Bunbury Team A	BY	1

U/15 Female Ironman

1	Smaniotto, Courtney	BY	6
2	Thomson, Madeline	CY	5
3	Scott, Kalani	CY	4
4	Mickle, Olivia	CY	3
5	Mallis, Macarah	SO	2
6	Lloyd, Sophie	CO	1

U/15 Female Rescue Tube Race

1	Smaniotto, Courtney	BY	6
2	Byrne, Demi	SO	5
3	Thomson, Madeline	CY	4
4	Lloyd, Sophie	CO	3
5	Mallis, Macarah	SO	2
6	Ferguson, Shani	TI	1
7	Lee, Soraya	ML	0
8	Viljoen, Tessa	BU	0

U/15 Female Surf Race

1	Thomson, Madeline	CY	6
2	Mickle, Olivia	CY	5
3	Byrne, Demi	SO	4
4	Attwood, Chelsea	CY	3
5	Mallis, Macarah	SO	2
6	Ferguson, Shani	TI	1
7	Scott, Kalani	CY	0
8	Smaniotto, Courtney	BY	0

U/15 Female Surf Teams Race

1	City of Perth Team A	CY	6
2	Sorrento Team A	SO	5
3	Trigg Island Team A	TI	4
4	Cottesloe Team A	CO	3
5	Mullaloo Team A	ML	2
6	City of Bunbury Team A	BY	1
7	Busselton Team A	BU	0
8	Cottesloe Team B	CO	0

U/15 Male Beach Flags

1	Musika, Jack	CB	6
2	Stein, Bowman	QM	5
3	Paull, Brandon	ML	4
4	Coffin, Edward	FM	3
5	Moore, Matthew	NC	2
6	Frankel, Brayden	FM	1
7	Zachariassen, Amaru	TI	0
8	Collins, Christopher	SH	0
9	Lindup, Kaelan	TI	0

U/15 Male Beach Relay

1	Trigg Island Team A	TI	6
2	Fremantle Team A	FM	5
3	Mullaloo Team A	ML	4
4	North Cottesloe Team A	NC	3
5	Cottesloe Team A	CO	2
6	Trigg Island Team B	TI	1

U/15 Male Beach Run (2km)

1	Vorster, Owen	ML	6
2	Galbraith, James	TI	5
3	O'Shea, Riorden	BU	4
4	Hillen, Benjamin	ML	3
5	Offer, Charlie	CO	2
6	Zachariassen, Amaru	TI	1
7	Hill, Bailey	BY	0
8	Stevens, Nicholas	SO	0
9	Scott, Thomas	BY	0
10	Galbraith, Calum	TI	0

U/15 Male Beach Sprint

1	Paull, Brandon	ML	6
2	Kerman, Thomas	TI	5
3	Frankel, Brayden	FM	4
4	Lloyd, Matthew	NC	3
5	Dorotich, Brayden	TI	2
6	Baxter, Ben	NC	1
7	Zachariassen, Amaru	TI	0
8	Kruger, Jacques	ML	0

U/15 Male Board Race

1	Walker, Riley	CY	6
2	Griffin, Mattie	BY	5
3	Griffin, Owen	BY	4
4	Hill, Bailey	BY	3
5	Waller, Nicholas	TI	2
6	Snook, Joshua	CY	1
7	Lumsden, Luke	CO	0
8	Galbraith, James	TI	0
9	Vaisey, Will	TI	0
10	Lynn, Joshua	CO	0

U/15 Male Board Relay

1	City of Perth Team A	CY	6
2	City of Bunbury Team A	BY	5
3	Trigg Island Team A	TI	4
4	City of Perth Team B	CY	3
5	Cottesloe Team A	CO	2
6	Mullaloo Team A	ML	1
7	Secret Harbour Team A	SH	0

U/15 Male Board Rescue

1	City of Perth Team A	CY	6
2	Mullaloo Team D	ML	5
3	City of Bunbury Team B	BY	4
4	Trigg Island Team A	TI	3
5	Cottesloe Team A	CO	2
6	Mullaloo Team A	ML	1

U/15 Male Cameron Relay

1	Mullaloo Team A	ML	6
2	Cottesloe Team A	CO	5
3	Trigg Island Team A	TI	4
4	City of Perth Team B	CY	3
5	City of Perth Team A	CY	2
6	Trigg Island Team B	TI	1

U/15 Male Ironman

1	Smith, Callan	ML	6
2	Walker, Riley	CY	5
3	Jackson, Ethan	CY	4
4	Griffin, Mattie	BY	3
5	Lynn, Joshua	CO	2
6	Galbraith, James	TI	1

U/15 Male Rescue Tube Race

1	Smith, Callan	ML	6
2	Meldrum, Lachlan	TI	5
3	Brinkworth, Ashton	CY	4
4	Arnott, Lachlan	TI	3
5	Bates, Liam	SH	2
6	Galbraith, James	TI	1
7	Smith, Kane	ML	0
8	Ogg, Addison	CO	0

U/15 Male Surf Race

1	Smith, Callan	ML	6
2	Jackson, Ethan	CY	5
3	Galbraith, James	TI	4
4	Brinkworth, Ashton	CY	3
5	Meldrum, Lachlan	TI	2
6	Lynn, Joshua	CO	1
7	Ogg, Addison	CO	0

U/15 Male Surf Teams Race

1	City of Perth Team A	CY	6
2	Trigg Island Team A	TI	5
3	Mullaloo Team A	ML	4
4	North Cottesloe Team A	NC	3
5	City of Perth Team B	CY	2
6	Secret Harbour Team A	SH	1

U/17 Female Beach Flags

1	Spithoven, Kaleigh	SB	6
2	Spencer, Zoe	SB	5
3	Cinanni, Laura	TI	4
4	Tubby, Annie	FM	3
5	Clarke, Isabella	CO	2
6	Miller, Maddison	CB	1
7	Weber, Eleanor	NC	0
8	Willox, Hannah	SB	0
9	Ritchie, Karis	BU	0

U/17 Female Beach Relay

1	Trigg Island Team A	TI	6
2	Fremantle Team A	FM	5
3	Cottesloe Team A	CO	4

U/17 Female Beach Run (2km)

1	Jones, Abbey	CO	6
2	Robinson, Annabel	FM	5
3	Anthony, Caitlin	ML	4
4	Runnion, Mana	SH	3
5	Meek, Laura	CO	2
6	Grayling, Henrietta	CO	1
7	Nielsen, Alexandria	SB	0

U/17 Female Beach Sprint

1	Spencer, Zoe	SB	6
2	Olver, Nicole	CY	5
3	McMeeken, Lily	NC	4
4	Weber, Eleanor	NC	3
5	Willox, Hannah	SB	2
6	Spithoven, Kaleigh	SB	1
7	Morison, Ella	CY	0
8	Ritchie, Karis	BU	0

U/17 Female Board Race

1	Smaniotto, Lauren	BY	6
2	Willsher, Jessie	BY	5
3	Albertsen, Kiera	BY	4
4	Scott, Jemma	CY	3
5	Hill, Shannon	BY	2
6	Nowell, Asa	SO	1

U/17 Female Board Relay

1	City of Bunbury Team A	BY	6
2	City of Perth Team A	CY	5
3	Trigg Island Team A	TI	4
4	Mullaloo Team A	ML	3
5	Fremantle Team A	FM	2
6	Trigg Island Team B	TI	1

U/17 Female Board Rescue

1	City of Bunbury Team B	BY	6
2	City of Perth Team A	CY	5
3	City of Bunbury Team A	BY	4
4	City of Perth Team B	CY	3
5	City of Bunbury Team C	BY	2
6	Mullaloo Team A	ML	1

U/17 Female Ironman

1	Griffin, Rebecca	BY	6
2	Scott, Jemma	CY	5
3	Smaniotto, Lauren	BY	4
4	Walker, Isabella	CY	3
5	Willsher, Jessie	BY	2
6	Warne, Ruby	TI	1
7	Hill, Shannon	BY	0
8	Jakubans, Talia	CY	0
9	Elliott, Kara	CY	0
10	Wood, Paige	ML	0
11	Cunningham, Lucie	TI	0
12	Patane, Lauren	BY	0
13	Doick, Rielle	TI	0

U/17 Female Rescue Tube Race

1	Willsher, Jessie	BY	6
2	Warne, Ruby	TI	5
3	Walker, Isabella	CY	4
4	Griffin, Rebecca	BY	3
5	Smaniotto, Lauren	BY	2
6	Brown, Jenna	NC	1
7	Elliott, Kara	CY	0
8	Warburton, Emma	NC	0
9	Wood, Paige	ML	0

U/17 Female Single Ski

1	Willsher, Jessie	BY	6
2	Albertsen, Kiera	BY	5
3	Nowell, Asa	SO	4
4	Patane, Lauren	BY	3
5	Smaniotto, Lauren	BY	2
6	Griffin, Rebecca	BY	1

U/17 Female Single Ski Relay

1	City of Bunbury Team A	BY	6
2	City of Bunbury Team B	BY	5

U/17 Female Surf Race

1	Walker, Isabella	CY	6
2	Brown, Jenna	NC	5
3	Scott, Jemma	CY	4
4	Warburton, Emma	NC	3
5	Willsher, Jessie	BY	2
6	Smaniotto, Lauren	BY	1
7	Jakubans, Talia	CY	0
8	Griffin, Rebecca	BY	0

U/17 Female Surf Teams Race

1	City of Perth Team A	CY	6
2	City of Bunbury Team A	BY	5
3	Trigg Island Team A	TI	4
4	Fremantle Team A	FM	3

U/17 Female Taplin Relay

1	City of Bunbury Team A	BY	6
2	City of Perth Team A	CY	5
3	City of Bunbury Team B	BY	4
4	Fremantle Team A	FM	3
5	Trigg Island Team A	TI	2
6	Mullaloo Team A	ML	1
7	Trigg Island Team B	TI	0

U/17 Male Beach Flags

1	Tuffield, Callum	BU	6
2	Rigby, Charlie	SO	5
3	Hodgkin, Sam	SO	4
4	Bettens, Luke	BN	3
5	Xavier, Tristan	SO	2
6	Judd, Thomas	CY	1
7	Paulus, Caleb	SO	0
8	Tueger, Joschua	CO	0

U/17 Male Beach Relay

1	Binningup Team A	BN	1.5
1	Busselton Team A	BU	4.5
2	Sorrento Team A	SO	5
3	City of Perth Team A	CY	4

U/17 Male Beach Run (2km)

1	Alco, Mitchell	SB	6
2	Andrew, Tim	NC	5
3	Anderson, Robert	SB	4
4	Sheard, Austin	SO	3
5	Thomson, Wesley	ML	2
6	Housham, Matthew	FM	1
7	Townsend, Bryte	BU	0
8	Williams, Ethan	CO	0
9	Stroot, Dion	SH	0
10	Ranson, Lachlan	FL	0
11	Stockwell, Oliver	NC	0
12	Barrett, Ryan	CO	0
13	Cousins, Kieran	BY	0
14	Tucek, Jesse	CO	0
15	Prentice, Riley	CO	0



<b>U/19 Female Ironman</b>			
1	Hardstaff, Jayde	CY	6
2	Mickle, Jade	CY	5
3	Smith, Elise	TI	4
4	Smith, Georgia	TI	3
5	O`Shea, Caitlin	TI	2

<b>U/19 Female Rescue Tube Rescue</b>			
1	Trigg Island Team A	TI	6
2	City of Perth Team A	CY	5
3	Sorrento Team A	SO	4
4	Trigg Island Team B	TI	3
5	Mullaloo Team A	ML	2

<b>U/19 Female Single Ski</b>			
1	Smith, Elise	TI	6
2	Hardstaff, Jayde	CY	5
3	O`Shea, Caitlin	TI	4
4	Smith, Georgia	TI	3
5	Mickle, Jade	CY	2
6	Irwin, Kate	SB	1

<b>U/19 Female Single Ski Relay</b>			
1	Trigg Island Team A	TI	6
2	City of Perth Team A	CY	5
3	Fremantle Team A	FM	4

<b>U/19 Female Surf Race</b>			
1	Mickle, Jade	CY	6
2	Smith, Georgia	TI	5
3	Hardstaff, Jayde	CY	4
4	Smith, Elise	TI	3
5	Ralston, Jiorja	CO	2
6	Lydiate, Annika	SO	1
7	Caren, Ella	TI	0
8	O`Shea, Caitlin	TI	0

<b>U/19 Female Surf Teams Race</b>			
1	City of Perth Team A	CY	6
2	Trigg Island Team A	TI	5
3	Sorrento Team A	SO	4
4	Trigg Island Team B	TI	3
5	Mullaloo Team A	ML	2

<b>U/19 Female Taplin Relay</b>			
1	Trigg Island Team A	TI	6
2	City of Perth Team A	CY	5
3	Trigg Island Team B	TI	4
4	Sorrento Team A	SO	3
5	Scarboro Team A	SB	2

<b>U/19 Male Beach Flags</b>			
1	Hodgkin, Tom	SO	6
2	Dutton, Wesley	TI	5
3	Fenner, Iyan	SO	4
4	Clarke, Joshua	ML	3
5	Ferguson, Nicholas	CO	2
6	Johnston, Wesley	BU	1
7	Reynolds, Kyle	CY	0
8	Hartley, Joshua	BU	0

<b>U/19 Male Beach Relay</b>			
1	Sorrento Team A	SO	6
2	Busselton Team A	BU	5
3	City of Perth Team A	CY	4
4	Mullaloo Team A	ML	3

<b>U/19 Male Beach Run (2km)</b>			
1	Ferguson, Nicholas	CO	6
2	Phillips, Ryan	CY	5
3	Cassidy, Brett	SO	4
4	Snelling, Luke	BY	3
5	House, Nicholas	NC	2

<b>U/19 Male Beach Sprint</b>			
1	Zeller, Jakob	SO	6
2	Clarke, Joshua	ML	5
3	Johnston, Wesley	BU	4
4	Hartley, Joshua	BU	3
5	Hodgkin, Tom	SO	2
6	Fenner, Iyan	SO	1
7	Dutton, Wesley	TI	0
8	Reynolds, Kyle	CY	0
9	Kirkham, Joshua	SO	0

<b>U/19 Male Board Race</b>			
1	Jones, Ben	ML	6
2	Allsopp, Blake	TI	5
3	Cassidy, Brett	SO	4
4	Smaniotto, Blake	BY	3
5	Scotney, Stephen	BY	2
6	Watkins, Ryan	SO	1
7	Gould, Brett	ML	0
8	Phillips, Ryan	CY	0
9	Fortmann, Eric	ML	0
10	Freeman, Darcy	BY	0

<b>U/19 Male Board Relay</b>			
1	Trigg Island Team A	TI	6
2	City of Bunbury Team A	BY	5
3	Sorrento Team A	SO	4
4	Trigg Island Team B	TI	3
5	Mullaloo Team A	ML	2
6	City of Perth Team A	CY	1

<b>U/19 Male Board Rescue</b>			
1	Mullaloo Team A	ML	6
2	City of Bunbury Team A	BY	5
3	Mullaloo Team B	ML	4
4	Trigg Island Team B	TI	3
5	Trigg Island Team A	TI	2
6	City of Perth Team B	CY	1
7	Sorrento Team A	SO	0
8	Trigg Island Team C	TI	0

<b>U/19 Male Double Ski</b>			
1	Sorrento Team A	SO	6
2	Mullaloo Team A	ML	5
3	Trigg Island Team A	TI	4
4	City of Bunbury Team A	BY	3
5	City of Bunbury Team B	BY	2
6	Trigg Island Team B	TI	1
7	Scarboro Team A	SB	0
8	Fremantle Team A	FM	0
9	Fremantle Team B	FM	0
10	Sorrento Team B	SO	0

<b>U/19 Male Ironman</b>			
1	Gould, Brett	ML	6
2	Jones, Ben	ML	5
3	Watkins, Ryan	SO	4
4	Palmer, Thomas	TI	3
5	Peters, Brendan	FM	2
6	Windsor, Joshua	TI	1
7	Scotney, Stephen	BY	0

<b>U/19 Male Rescue Tube Rescue</b>			
1	Mullaloo Team A	ML	6
2	Mullaloo Team B	ML	5
3	City of Perth Team A	CY	4
4	Trigg Island Team A	TI	3
5	Sorrento Team A	SO	2

<b>U/19 Male Single Ski</b>			
1	Morgan, Fergus	TI	6
2	Gould, Brett	ML	5
3	Peters, Brendan	FM	4
4	Smaniotto, Blake	BY	3
5	Watkins, Ryan	SO	2
6	Scotney, Stephen	BY	1
7	Snelling, Luke	BY	0

<b>U/19 Male Single Ski Relay</b>			
1	Mullaloo Team A	ML	6
2	Trigg Island Team A	TI	5
3	Fremantle Team A	FM	4
4	Sorrento Team A	SO	3
5	Fremantle Team B	FM	2
6	City of Bunbury Team A	BY	1

<b>U/19 Male Surf Race</b>			
1	de Bomford, Nicholas	ML	6
2	Jones, Ben	ML	5
3	Gould, Brett	ML	4
4	Armstrong, Lachlan	TI	3
5	Watkins, Ryan	SO	2
6	Palmer, Thomas	TI	1
7	Phillips, Ryan	CY	0
8	Hush, Jack	TI	0
9	Wagstaff, Thomas	CY	0

<b>U/19 Male Surf Teams Race</b>			
1	Mullaloo Team A	ML	6
2	City of Perth Team A	CY	5
3	Trigg Island Team A	TI	4

<b>U/19 Male Taplin Relay</b>			
1	Mullaloo Team A	ML	6
2	Mullaloo Team B	ML	5
3	Sorrento Team A	SO	4
4	Trigg Island Team A	TI	3
5	Trigg Island Team B	TI	2
6	City of Bunbury Team A	BY	1
7	Trigg Island Team C	TI	0

<b>U/19 Mixed Surf Boat</b>			
1	North Cottesloe Puffers	NC	6
2	Mullaloo Steelers	ML	5
3	City of Perth City Joven	CY	4
4	Scarboro Colts	SB	3
5	Fremantle Sasquatch	FM	2

<b>U/21 Female Single Ski</b>			
1	Hardstaff, Kirstie	CY	6
2	Reynolds, Shannon	CY	5
3	Edmunds, Laura	ML	4
4	Darragh, Bridget	CY	3
5	Tenaglia, Tayla	ML	2
6	Wilson, Alannah	SH	1

<b>U/21 Male Single Ski</b>			
1	Robson, Drake	TI	6
2	Maurice, Joshua	CY	5
3	Foley, Anthony	SO	4
4	Harris, Patrick	TI	3
5	Drummond, Joel	SO	2
6	Peters, Daniel	FM	1
7	Hill, Benjamin	TI	0
8	Wood, Sam	ML	0
9	Morgan, Mackenzie	TI	0
10	Watts, Adam	SB	0

<b>U/23 Female Surf Boat</b>			
1	Scarboro Beach	SB	6
2	North Cottesloe Westerfeld Engineering	NC	5
3	Scarboro Gremlins	SB	4
4	Cottesloe Team A	CO	3
5	Fremantle Little Creatures	FM	2

<b>U/23 Male Surf Boat</b>			
1	North Cottesloe Stormers	NC	6
2	Scarboro Fubar	SB	5
3	Scarboro Thunder	SB	4
4	Secret Harbour Team A	SH	3
5	Fremantle Kraken	FM	2
6	North Cottesloe Carnage	NC	1

<b>Open Female 5 Person R &amp; R</b>			
1	Sorrento Team A	SO	6
2	Cottesloe Team A	CO	5

<b>Open Female Surf Belt Race</b>			
1	Graham, Ceris	TI	6
2	Thiede, Clara	ML	5
3	Broad, Kylie	SO	4
4	Hardstaff, Kirstie	CY	3
5	Barker, Amy	ML	2
6	Smith, Tara	SO	1
7	Tenaglia, Tayla	ML	0
8	Equid, Leesa	SN	0

<b>Open Male 5 Person R &amp; R</b>			
1	Sorrento Team A	SO	6
2	City of Perth City Black	CY	5
3	Cottesloe Team A	CO	4

<b>Open Male Surf Belt Race</b>			
1	Retty, Jack	CY	6
2	Humble, Daniel	TI	5
3	Evans, Jason	CY	4
4	Platt, Jake	ML	3
5	Stephens, Jayson	TI	2
6	Black, Jordan	ML	1
7	Hill, Bradley	ML	0
8	Fitzpatrick, Sam	SN	0

<b>Open Mixed 5 Person R &amp; R</b>			
1	Trigg Island Team A	TI	6
2	City of Perth City Red	CY	5
3	Cottesloe Team A	CO	4

<b>Open Mixed 6 Person R &amp; R</b>			
1	City of Perth City Red	CY	6
2	Trigg Island Team A	TI	5
3	Sorrento Team A	SO	4

<b>U/15 Mixed 5 Person R &amp; R</b>			
1	Sorrento Team A	SO	6
2	Cottesloe Team A	CO	5
3	Sorrento Team B	SO	4

<b>U/17 Female Surf Belt Race</b>			
1	Warne, Ruby	TI	6
2	Vickery, Elizabeth	SO	5
3	Shaw, Madelline	FM	4
4	Anthony, Caitlin	ML	3
5	Wood, Paige	ML	2

<b>U/17 Male Surf Belt Race</b>			
1	Gould, Wesley	ML	6
2	Nash, Jarrad	SO	5
3	Peters, Kieran	FM	4
4	Rowe, Matthew	SO	3
5	Renshaw, Thomas	CO	2
6	Housham, Matthew	FM	1
7	Armstrong, Matthew	CY	0
8	Scott, David	CY	0

<b>U/19 Female Surf Belt Race</b>			
1	Mickle, Jade	CY	6
2	Hardstaff, Jayde	CY	5
3	Lydiate, Annika	SO	4
4	Glossop, Sheridan	TI	3
5	Meyers, Georgia	TI	2
6	Singleton, Rebecca	ML	1

<b>U/19 Male Surf Belt Race</b>			
1	Watkins, Ryan	SO	6
2	Jones, Ben	ML	5
3	Armstrong, Lachlan	TI	4
4	de Bomford, Nicholas	ML	3
5	Windsor, Joshua	TI	2
6	Housham, Mark	FM	1
7	Clarke, Joshua	ML	0

<b>U/19 Mixed 5 Person R &amp; R</b>			
1	City of Perth Team A	CY	6
2	Cottesloe Team A	CO	5

<b>Open Female Champion Lifesaver</b>			
1	Lovett, Kim	CY	6
2	Brymer, Brittanny	CY	5
3	Jolliffe, Gabrielle	TI	4
4	Equid, Leesa	SN	3
5	Rudoff, Macie	SN	2
6	Tenaglia, Tayla	ML	1

<b>Open Male Champion Lifesaver</b>			
1	Ulbrich, David	NC	6
2	Murphy, Aiden	CY	5
3	Hill, Bradley	ML	4
4	Stephens, Jayson	TI	3
5	Dunning, Andrew	SN	2

<b>U/15 Female Champion Lifesaver</b>			
1	Williams, Georgia	CY	6
2	Alibegovic, Selma	TI	5

<b>U/15 Male Champion Lifesaver</b>			
1	Colliss, Matthew	CY	6
2	Vaisey, Will	TI	5
3	Arnett, Lachlan	TI	4

<b>U/17 Female Champion Lifesaver</b>			
1	Schuhkraft, Laura	CY	6
2	Jolliffe, Lauren	TI	5
3	Hewitt, Jolanta	CY	4
4	Cunningham, Lucie	TI	3
5	Wood, Paige	ML	2
6	Vickery, Elizabeth	SO	1

<b>U/17 Male Champion Lifesaver</b>			
1	Anderson Loake, Max	CY	6
2	Gould, Wesley	ML	5
3	Gregg, Angus	CY	4
4	Scott, David	CY	3
5	Edmondson, Angus	CY	2
6	Brandis, Tanna	GN	1

<b>U/19 Male Champion Lifesaver</b>			
1	Scott, Nicholas	CY	6
2	Gould, Brett	ML	5

Open Mixed First Aid			
1	Swanbourne Nedlands Team A	SN	6
2	City of Perth City Red	CY	5
3	City of Perth City Black	CY	4
4	Swanbourne Nedlands Team B	SN	3
5	City of Perth City White	CY	2
6	City of Perth City Green	CY	1



Open Male 50m Manikin Carry

1	Ryan, Liam	SO	6
2	Tomasich, Stefan	NC	5
3	Benjanuvatra, Nat	NC	4
4	Ponsonby, Jason	NC	3
5	Humble, Daniel	TI	2
6	Peters, Daniel	FM	1

Open Male Line Throw

1	Sorrento Team A	SO	6
2	Mullaloo Team A	ML	5
3	Mullaloo Team B	ML	4
4	North Cottesloe Team B	NC	3

U/15 Female 100m Freestyle (no fins)

1	Byrne, Demi	SO	6
2	Thomson, Madeline	TI	5
3	Mallis, Macarah	SO	4
4	Donald, Carys	ML	3
5	Williams, Jessica	SH	2
6	Strudwick, Hannah	ML	1

U/15 Female 100m Manikin Carry with Fins

1	Williams, Jessica	SH	6
2	Thomson, Madeline	TI	5
3	Poad, Brooke	SH	4
4	Lowe, Samantha	SH	3
5	Byrne, Demi	SO	2
6	Wood, Paige	ML	1

U/15 Female 100m Manikin Tow with Fins

1	Mallis, Macarah	SO	6
2	Williams, Jessica	SH	5
3	Byrne, Demi	SO	4
4	Poad, Brooke	SH	3
5	Wood, Paige	ML	2
6	Thomson, Madeline	TI	1

U/15 Female 200m Obstacles

1	Byrne, Demi	SO	6
2	Mallis, Macarah	SO	5
3	Thomson, Madeline	TI	4
4	Jolliffe, Lauren	TI	3
5	Strudwick, Hannah	ML	2
6	Dowie, Jordan	FM	1

U/15 Female 50m Freestyle with Fins

1	Thomson, Madeline	TI	6
2	Poad, Brooke	SH	5
3	Byrne, Demi	SO	4
4	Williams, Jessica	SH	3
5	Mallis, Macarah	SO	2
6	Preston, Courtney	NC	1

U/15 Female 50m Manikin Carry

1	Williams, Jessica	SH	6
2	Thomson, Madeline	TI	5
3	Wood, Paige	ML	4
4	Lowe, Samantha	SH	3
5	Poad, Brooke	SH	2
6	Vickery, Elizabeth	SO	1

U/15 Female Line Throw

1	Secret Harbour Team A	SH	6
2	Secret Harbour Team B	SH	5
3	Sorrento Team A	SO	4
4	Mullaloo Team B	ML	3
5	North Cottesloe Team A	NC	2

U/15 Male 100m Freestyle (no fins)

1	Peters, Kieran	FM	6
2	Meldrum, Lachlan	TI	5
3	Smith, Callan	ML	4
4	Thomson, Wesley	ML	3
5	Caren, Devon	TI	2
6	Bates, Liam	SH	1

U/15 Male 100m Manikin Carry with Fins

1	Meldrum, Lachlan	TI	6
2	Smith, Callan	ML	5
3	Peters, Kieran	FM	4
4	Thomson, Wesley	ML	3
5	Bates, Liam	SH	2
6	Wood, Joshua	SH	1

U/15 Male 100m Manikin Tow with Fins

1	Meldrum, Lachlan	TI	6
2	Bates, Liam	SH	5
3	Thomson, Wesley	ML	4
4	Smith, Callan	ML	3
5	Newman, James	ML	2
6	Stevens, Nicholas	SO	1

U/15 Male 200m Obstacles

1	Smith, Callan	ML	6
2	Meldrum, Lachlan	TI	5
3	Peters, Kieran	FM	4
4	Bates, Liam	SH	3
5	Thomson, Wesley	ML	2
6	Caren, Devon	TI	1

U/15 Male 50m Freestyle with Fins

1	Meldrum, Lachlan	TI	6
2	Smith, Callan	ML	5
3	Peters, Kieran	FM	4
4	Thomson, Wesley	ML	3
5	Bates, Liam	SH	2
6	Wayte, James	SO	1

U/15 Male 50m Manikin Carry

1	Meldrum, Lachlan	TI	6
2	Thomson, Wesley	ML	5
3	Smith, Callan	ML	4
4	Bates, Liam	SH	3
5	Newman, James	ML	2
6	Wood, Joshua	SH	1

U/15 Male Line Throw

1	Secret Harbour Team A	SH	6
2	Mullaloo Team B	ML	5
3	Sorrento Team A	SO	4
4	Trigg Island Team B	TI	3
5	Trigg Island Team A	TI	2
6	Mullaloo Team A	ML	0

U/17 Female 100m Freestyle (no fins)

1	Moore, Arianne	FM	6
2	Moore, Georgina	FM	5
3	Warne, Ruby	TI	4
4	Nowell, Asa	SO	3
5	Miller, Shannon	SO	2

U/17 Female 100m Manikin Carry with Fins

1	Bussey, Jesika	SH	6
2	Nowell, Asa	SO	5
3	Warne, Ruby	TI	4
4	Singleton, Rebecca	ML	3
5	Bulley, Robyn	ML	2
6	Bulley, Megan	ML	1

U/17 Female 100m Manikin Tow with Fins

1	Bussey, Jesika	SH	6
2	Shaw, Madelline	FM	5
3	Nowell, Asa	SO	4
4	Warne, Ruby	TI	3
5	Miller, Shannon	SO	2
6	Singleton, Rebecca	ML	1

U/17 Female 200m Obstacles

1	Moore, Arianne	FM	6
2	Moore, Georgina	FM	5
3	Warne, Ruby	TI	4
4	Nowell, Asa	SO	3
5	Bussey, Jesika	SH	2
6	John, Sophie	FM	1

U/17 Female 50m Freestyle with Fins

1	Bussey, Jesika	SH	6
2	Moore, Arianne	FM	5
3	Singleton, Rebecca	ML	4
4	Nowell, Asa	SO	3
5	Moore, Georgina	FM	2
6	Shaw, Madelline	FM	1

U/17 Female 50m Manikin Carry

1	Warne, Ruby	TI	6
2	Nowell, Asa	SO	5
3	Shaw, Madelline	FM	4
4	Bussey, Jesika	SH	3
5	Singleton, Rebecca	ML	2

U/17 Female Line Throw

1	Fremantle Team B	FM	6
---	------------------	----	---

U/17 Male 100m Freestyle (no fins)

1	Smith, Jake	ML	6
2	de Bomford, Nicholas	ML	5
3	Gould, Wesley	ML	4
4	Thomson, Lachlan	TI	3
5	Jones, Ben	ML	2
6	Windsor, Joshua	TI	1

U/17 Male 100m Manikin Carry with Fins

1	Smith, Jake	ML	6
2	de Bomford, Nicholas	ML	5
3	Gould, Wesley	ML	4
4	Watkins, Ryan	SO	3
5	Windsor, Joshua	TI	2
6	Jones, Ben	ML	1

U/17 Male 100m Manikin Tow with Fins

1	de Bomford, Nicholas	ML	6
2	Windsor, Joshua	TI	5
3	Gould, Wesley	ML	4
4	Watkins, Ryan	SO	3
5	Smith, Jake	ML	2
6	Corrigan, Drew	SO	1

U/17 Male 200m Obstacles

1	Smith, Jake	ML	6
2	de Bomford, Nicholas	ML	5
3	Gould, Wesley	ML	4
4	Jones, Ben	ML	3
5	Windsor, Joshua	TI	2
6	Thomson, Lachlan	TI	1

U/17 Male 50m Freestyle with Fins

1	Smith, Jake	ML	6
2	Windsor, Joshua	TI	5
3	de Bomford, Nicholas	ML	4
4	Thomson, Lachlan	TI	3
5	Gould, Wesley	ML	2
6	Watkins, Ryan	SO	1

U/17 Male 50m Manikin Carry

1	Smith, Jake	ML	6
2	Gould, Wesley	ML	5
3	Watkins, Ryan	SO	4
4	Windsor, Joshua	TI	3
5	Jones, Ben	ML	2
6	de Bomford, Nicholas	ML	1

U/17 Male Line Throw

1	Mullaloo Team B	ML	6
2	Trigg Island Team A	TI	5
3	Sorrento Team B	SO	4

U/19 Female 100m Freestyle (no fins)

1	Smith, Georgia	TI	6
2	Hamilton, Sarah	SH	5
3	Smith, Elise	TI	4
4	Caren, Ella	TI	3
5	Glossop, Sheridan	TI	2
6	O'Shea, Caitlin	TI	1

U/19 Female 100m Manikin Carry with Fins

1	Hamilton, Sarah	SH	6
2	Smith, Georgia	TI	5
3	Barker, Amy	ML	4

U/19 Female 100m Manikin Tow with Fins

1	Hamilton, Sarah	SH	6
2	Smith, Elise	TI	5
3	Barker, Amy	ML	4
4	O'Shea, Caitlin	TI	3

U/19 Female 200m Obstacles

1	Hamilton, Sarah	SH	6
2	Smith, Georgia	TI	5
3	Smith, Elise	TI	4
4	Glossop, Sheridan	TI	3
5	Caren, Ella	TI	2
6	Barker, Amy	ML	1

U/19 Female 50m Freestyle with Fins

1	Hamilton, Sarah	SH	6
2	Meyers, Georgia	TI	5
3	Smith, Georgia	TI	4
4	Golisano, Tarnica	CY	3
5	Caren, Ella	TI	2
6	Smith, Elise	TI	1

U/19 Female 50m Manikin Carry

1	Hamilton, Sarah	SH	6
2	Smith, Georgia	TI	5
3	Smith, Elise	TI	4
4	Barker, Amy	ML	3

U/19 Female Line Throw

1	Trigg Island Team A	TI	6
---	---------------------	----	---

U/19 Male 100m Freestyle (no fins)

1	Gould, Brett	ML	6
2	Armstrong, Lachlan	TI	5
3	Peters, Brendan	FM	4
4	Clarke, Joshua	ML	3
5	McCall, Josh	SO	2
6	Palmer, Thomas	TI	1

U/19 Male 100m Manikin Carry with Fins

1	Gould, Brett	ML	6
2	Clarke, Joshua	ML	5
3	Armstrong, Lachlan	TI	4

U/19 Male 100m Manikin Tow with Fins

1	McCall, Josh	SO	6
2	Armstrong, Lachlan	TI	5
3	Gould, Brett	ML	4
4	Clarke, Joshua	ML	3
5	Peters, Brendan	FM	2
6	Palmer, Thomas	TI	1

U/19 Male 200m Obstacles

1	Gould, Brett	ML	6
2	Armstrong, Lachlan	TI	5
3	Peters, Brendan	FM	4
4	Palmer, Thomas	TI	3
5	Clarke, Joshua	ML	2

U/19 Male 50m Freestyle with Fins

1	Gould, Brett	ML	6
2	Armstrong, Lachlan	TI	5
3	Clarke, Joshua	ML	4
4	McCall, Josh	SO	3

U/19 Male 50m Manikin Carry

1	Armstrong, Lachlan	TI	6
2	Gould, Brett	ML	5
3	Clarke, Joshua	ML	4

U/19 Male Line Throw

1	Mullaloo Team A	ML	6
---	-----------------	----	---

U/19-Open Female 4x50m Obstacle Relay

1	Trigg Island Team A	TI	6
2	North Cottesloe Team A	NC	5
3	Sorrento Team A	SO	4
4	Mullaloo Team A	ML	3
5	City of Perth Team A	CY	2

U/19-Open Male 4x50m Obstacle Relay

1	Mullaloo Team A	ML	6
2	Sorrento Team A	SO	5
3	Trigg Island Team A	TI	4
4	North Cottesloe Team A	NC	3
5	Trigg Island Team B	TI	2
6	Sorrento Team B	SO	1

U15-U17 Female 4x25m Manikin Relay

1	Mullaloo Team A	ML	6
---	-----------------	----	---

U15-U17 Female 4x50m Medley Relay

1	Fremantle Team A	FM	6
2	Sorrento Team A	SO	5
3	Mullaloo Team A	ML	4
4	Secret Harbour Team A	SH	3

U15-U17 Female 4x50m Obstacle Relay

1	Fremantle Team A	FM	6
2	Sorrento Team A	SO	5
3	Mullaloo Team A	ML	4
4	North Cottesloe Team A	NC	3
5	Secret Harbour Team A	SH	2
6	Mullaloo Team B	ML	1

U15-U17 Male 4x25m Manikin Relay

1	Mullaloo Team B	ML	6
2	Trigg Island Team A	TI	5
3	Sorrento Team B	SO	4
4	Trigg Island Team B	TI	3

U15-U17 Male 4x50m Medley Relay

1	Mullaloo Team A	ML	6
2	Trigg Island Team A	TI	5
3	Sorrento Team A	SO	4
4	Trigg Island Team B	TI	3
5	Mullaloo Team B	ML	2

U15-U17 Male 4x50m Obstacle Relay

1	Mullaloo Team B	ML	6
2	Trigg Island Team A	TI	5
3	Sorrento Team A	SO	4
4	Mullaloo Team A	ML	3
5	Trigg Island Team B	TI	2

U19/OPEN Female 4

Surf Sports Results Juniors

2014/15 WA State Junior Surf Life Saving Championships Trophies

Junior State Champions – Total Aggregate Points Trigg Island SLSC

Presented to the Club with the highest total pointscore overall at the 2015 WA State Junior Surf Life Saving Championships

Junior State Championships Handicap Trigg Island SLSC

Presented to the Club with the highest total pointscore overall at the 2015 WA State Junior Surf Life Saving Championships, based on handicap derived from the past three years overall pointscore.

Junior Surf Age Champions

Junior Surf Age Champions were determined for each gender age group based on performances at the 2015 WA State Junior Surf Life Saving Championships.

U11 Female – Amelie Prinsloo, Fremantle SLSC

U11 Male – Luke Gardener, Mullaloo SLSC

U12 Female – Heather Bytheway, Mullaloo SLSC

U12 Male – Will Savage, Trigg Island SLSC

U13 Female – Chalise Pratt, Sorrento SLSC

U13 Male – Ben Waterman, Sorrento SLSC

U14 Female – Kalani Scott, City of Perth SLSC

U14 Male – Ethan Jackson, City of Perth SLSC

2015 SLSWA SunSmart Junior State Championships

(Event Date: 13-15 March 2015)

Overall Club Rank & Points

1	Trigg Island	870
2	Mullaloo	501
3	Sorrento	478
4	Scarboro	315
5	City of Perth	250
6	Fremantle	235
7	Cottesloe	103
8	Secret Harbour	88
9	North Cottesloe	83
10	Coogee Beach	49
11	Floreat	33
12	City of Bunbury	32
13	Denmark	22
14	Albany	15
15	Quinns Mindarie	13
16	Busselton	5
17	Binningup	4
18	Port Bouvard	3
18	Mandurah	3
18	Dongara Denison	3
19	Dalyellup Beach	2

Handicap Club Rank & Points

1	Trigg Island	965.5
2	Scarboro	744.2
3	Fremantle	644.9
4	Sorrento	643.7
5	Floreat	563.5
6	Albany	553.2
7	Secret Harbour	552.9
8	Denmark	549.3
9	Coogee Beach	547.5
10	Quinns Mindarie	541.5
11	Mandurah	541.2
12	Dalyellup Beach	540.2
13	Port Bouvard	539
14	Cottesloe	536.9
15	Busselton	536.7
16	Binningup	533.9
17	Dongara Denison	533.5
18	City of Perth	513.5
19	Mullaloo	501
20	North Cottesloe	473.5
21	City of Bunbury	433.1

All Age Female Beach Relay

1	Sorrento Team A	SO	6
2	Cottesloe Team A	CO	5
3	Trigg Island Team A	TI	4
4	Scarboro Team A	SB	3
5	City of Perth Team A	CY	2
6	Mullaloo Team A	ML	1
7	City of Bunbury Team A	BY	0

All Age Male Beach Relay

1	Mullaloo Team A	ML	6
2	Sorrento Team A	SO	5
3	Scarboro Team A	SB	4
4	Trigg Island Team A	TI	3
5	City of Perth Team A	CY	2
6	Quinns Mindarie Team A	QM	1

March Past

1	Trigg Island Team A	TI	6
2	Sorrento Team A	SO	5
3	Mullaloo Team A	ML	4
4	North Cottesloe Team A	NC	3

U/11 Female Beach Flags

1	Prinsloo, Amelie`	FM	6
2	Churcher, Charlotte	BY	5
3	Burke, Heather	TI	4
4	Cardaci, Lucy	TI	3
5	Popovsky, Eva	SO	2
6	Hiles, Kelly	FM	1
7	Fenton, Gracie	PB	0
8	Leavy, Ocea	FM	0

U/11 Female Beach Relay

1	Fremantle Team B	FM	6
2	Fremantle Team C	FM	5
3	Quinns Mindarie Team A	QM	4
4	North Cottesloe Team A	NC	3
5	Trigg Island Team A	TI	2
6	Scarboro Team A	SB	1

U/11 Female Beach Run (1km)

1	Prinsloo, Amelie`	FM	6
2	Jones, Phoebe	SB	5
3	Martin, Leah	ML	4
4	Harbun, Abigail	MH	3
5	McEwan, Olivia	DK	2
6	Attwell, Philippa	TI	1
7	Baker, Amelia	TI	0
8	Giles, Emma	CB	0
9	Fry, Ellie	FM	0
10	McCullagh, Ella	SB	0
11	Mulvay, Indie-Lee	TI	0
12	Hiles, Kelly	FM	0

U/11 Female Beach Sprint

1	Hopkins, Madeleine	QM	6
2	McEwan, Olivia	DK	5
3	Prinsloo, Amelie`	FM	4
4	Padfield, Jessica	PB	3
6	Leavy, Ocea	FM	1
7	Passera, Amber	SB	0
8	Offer, Edith	CO	0

U/11 Female Board Race

1	Mulvay, Indie-Lee	TI	6
2	Harrison, Amy	SO	5
3	Ferguson, Aysha	TI	4
4	McCullagh, Ella	SB	3
5	Attwell, Philippa	TI	2
6	Fry, Ellie	FM	1
7	Wilson, Rosie	TI	0
8	Lockley, Kate	BY	0
9	Clarke, Olivia	SO	0
10	Stegmann, Paige	BY	0
11	Connelly, Tyler	SB	0
12	Ashworth, Phoebe	CB	0
13	Jones, Phoebe	SB	0
14	McNamara, Olivia	TI	0

U/11 Female Board Relay

1	Trigg Island Team A	TI	6
2	Sorrento Team A	SO	5
3	Trigg Island Team C	TI	4
4	Mullaloo Team A	ML	3
5	Scarboro Team A	SB	2
6	City of Perth Team A	CY	1

U/11 Female Board Rescue

1	Trigg Island Team B	TI	6
2	Fremantle Team A	FM	5
3	Scarboro Team A	SB	4
4	Scarboro Team B	SB	3
5	City of Bunbury Team B	BY	2
6	City of Perth Team A	CY	1
7	Trigg Island Team D	TI	0

U/11 Female Cameron Relay

1	Trigg Island Team C	TI	6
2	Trigg Island Team B	TI	5
3	City of Perth Team A	CY	4
4	Fremantle Team B	FM	3
5	Sorrento Team A	SO	2
6	Trigg Island Team A	TI	1
7	Coogee Beach Team A	CB	0
8	Scarboro Team A	SB	0
9	City of Bunbury Team A	BY	0
10	Fremantle Team C	FM	0
11	Mullaloo Team B	ML	0
12	North Cottesloe Team A	NC	0
13	Cottesloe Team A	CO	0
14	Quinns Mindarie Team A	QM	0

U/11 Female Ironman

1	Wilson, Rosie	TI	6
2	Turner, Sophie	SH	5
3	Harrison, Amy	SO	4
4	Traeger, Ashlin	SH	3
5	Burke, Heather	TI	2
6	Ferguson, Aysha	TI	1
7	Lockley, Kate	BY	0
8	Prinsloo, Amelie`	FM	0
9	Gibbons, Charlotte	FM	0
10	Butler, Eva	TI	0
11	Stegmann, Paige	BY	0
12	Mulvay, Indie-Lee	TI	0
13	Churcher, Charlotte	BY	0
14	Attwell, Philippa	TI	0

U/11 Female Surf Race

1	Passera, Amber	SB	6
2	Greaves, Abbey	TI	5
3	Wilson, Rosie	TI	4
4	Ferguson, Aysha	TI	3
5	Fry, Ellie	FM	2
6	Traeger, Ashlin	SH	1
7	Harrison, Amy	SO	0
8	Turner, Sophie	SH	0
9	Butler, Eva	TI	0
10	Lockley, Kate	BY	0
11	Gibbons, Charlotte	FM	0
12	Hodder, Eliza	TI	0
13	Courtois, Lily	ML	0
14	McLarty, Georgina	NC	0
15	Stegmann, Paige	BY	0

U/11 Female Surf Teams Race

1	Trigg Island Team A	TI	6
2	Fremantle Team A	FM	5
3	Scarboro Team A	SB	4
4	City of Bunbury Team A	BY	3
5	Trigg Island Team B	TI	2
6	Mullaloo Team A	ML	1
7	City of Perth Team A	CY	0
8	Fremantle Team B	FM	0
9	Trigg Island Team C	TI	0
10	Mullaloo Team B	ML	0

U/11 Male Beach Flags

1	Durell, Hudson	ML	6
2	Wyburd, Taj	SH	5
3	Dry, Xavier	NC	4
4	Shepherd, Jake	AL	3
5	Eady, Mitchell	ML	2
6	Johnson, William	CB	1
7	Snook, Tiago	ML	0
8	O`Hehir, Roan	CB	0

U/11 Male Beach Relay

1	Scarboro Team A	SB	6
2	Coogee Beach Team A	CB	5
3	Sorrento Team A	SO	4
4	Floreat Team A	FL	3
5	North Cottesloe Team A	NC	2
6	Cottesloe Team A	CO	1
7	Mullaloo Team A	ML	0

U/11 Male Beach Run (1km)

1	Gardener, Luke	ML	6
2	Pettley-Gray, Connor	AL	5
3	Bytheway, Fraser	ML	4
4	Horton, Samuel	SB	3
5	Cake, Maverick	SB	2
6	Natalotto, Shay	TI	1
7	Jaques, Nicholas	ML	0
8	Hayward, Jordan	AL	0
9	Rothnie, Kelton	FM	0
10	Swarts, Jacques	AL	0
11	Wyburd, Taj	SH	0
12	Fowler, Coen	CO	0

U/11 Male Beach Sprint

1	Johnson, William	CB	6
2	Davey, Jack	SO	5
3	Eady, Mitchell	ML	4
4	Leggett, Cameron	CO	3
5	Watson, James	TI	2
6	Wyburd, Taj	SH	1
7	Harvie, Leo	SO	0
8	Marshall, Ben	CY	0

U/11 Male Board Race

1	Crowley, Joseph	SO	6
2	Gardener, Luke	ML	5
3	Lee, Mitchell	ML	4
4	Martin, Fergus	AL	3
5	Bytheway, Fraser	ML	2
6	Harvie, Leo	SO	1
7	Line, Oscar	CO	0
8	Davis, Archie	FM	0
9	Cake, Maverick	SB	0
10	Leggett, Cameron	CO	0
11	McIntyre, Finn	FM	0
12	Reid, Lachlan	TI	0
13	Horton, Samuel	SB	0
14	Marchetto, Kai	TI	0
15	Moore, Luka	TI	0

U/11 Male Board Relay

1	Trigg Island Team A	TI	6
2	Scarboro Team A	SB	5
3	Secret Harbour Team A	SH	4
4	Sorrento Team A	SO	3
5	Mullaloo Team B	ML	2
6	Cottesloe Team A	CO	1
7	Floreat Team A	FL	0
8	North Cottesloe Team A	NC	0
9	Fremantle Team A	FM	0
10	Scarboro Team B	SB	0
11	Sorrento Team B	SO	0

U/11 Male Board Rescue

1	Scarboro Team A	SB	6
2	Mullaloo Team A	ML	5
3	Cottesloe Team A	CO	4
4	Trigg Island Team A	TI	3
5	Mullaloo Team B	ML	2
6	Secret Harbour Team B	SH	1

U/11 Male Cameron Relay

1	Mullaloo Team A	ML	6
2	Sorrento Team A	SO	5
3	Scarboro Team A	SB	4
4	Cottesloe Team A	CO	3
5	Secret Harbour Team A	SH	2
6	North Cottesloe Team A	NC	1
7	Cottesloe Team B	CO	0
8	Coogee Beach Team A	CB	0
9	Trigg Island Gold	TI	0
10	Sorrento Team B	SO	0
11	Fremantle Team A	FM	0
12	Floreat Team A	FL	0
13	Fremantle Team C	FM	0
14	Mullaloo Team B	ML	0
15	Fremantle Team B	FM	0
16	Trigg Island Black	TI	0
17	Trigg Island Red	TI	0

U/11 Male Ironman

1	Lee, Mitchell	ML	6
2	Snook, Benjamin	SB	5
3	Bytheway, Fraser	ML	4
4	Marchetto, Kai	TI	3
5	Crowley, Joseph	SO	2
6	Wilson, Lucas	SO	1
7	Duffy, Ethan	CO	0
8	Swarts, Jacques	AL	0
9	Rothnie, Kelton	FM	0
10	Brehaut, Oliver	SH	0
11	Roberts, Jake	SB	0
12	Davis, Archie	FM	0
13	Cook, Declan	SO	0
14	Stevens, Alex	SO	0
15	Vorster, James	ML	0

U/11 Male Surf Race

1	Snook, Benjamin	SB	6
2	Wilson, Lucas	SO	5
3	Mahney, Dylan	FM	4
4	Bytheway, Fraser	ML	3
5	Rothnie, Kelton	FM	2
6	Lee, Mitchell	ML	1
7	Cook, Declan	SO	0
8	Solly, Jay	SO	0
9	Roberts, Jake	SB	0
10	Marchetto, Kai	TI	0
11	Watson, James	TI	0
12	Forrest, Jack	TI	0
13	Marshall, Ben	CY	0
14	Collins, Harry	SH	0
15	Bridgland, Lachlan	CO	0

U/11 Male Surf Teams Race

1	Sorrento Team A	SO	6
2	Mullaloo Team A	ML	5
3	Fremantle Team B	FM	4
4	Trigg Island Team A	TI	3
5	Secret Harbour Team A	SH	2
6	Scarboro Team A	SB	1
7	Trigg Island Team B	TI	0
8	Mullaloo Team B	ML	0
9	Fremantle Team C	FM	0
10	Fremantle Team A	FM	0
11	Cottesloe Team A	CO	0

U/12 Female Beach Flags

1	Fraser, Mia	CY	6
2	Wall, Lily	NC	5
3	Gordon, Mia	CO	4
4	Mitchell, Erin	CY	3
5	Musk, Charlotte	AL	2
6	Browning, Amy	FM	1

U/12 Female Surf Teams Race

1	Trigg Island Team A	TI	6
2	Mullaloo Team A	ML	5
3	City of Perth Team A	CY	4
4	Floreat Team A	FL	3
5	Fremantle Team A	FM	2
6	Cottesloe Team A	CO	1
7	Sorrento Green	SO	0
8	Scarboro Team A	SB	0

U/12 Male Beach Flags

1	Cook, Tyson	SO	6
2	Waymouth, Toby	SO	5
3	Johnson, Ben	SB	4
4	Thompson, Jared	SO	3
5	Lim, Kyle	SB	2
6	Murray, Lachlan	BU	1
7	Winner, Matthew	FM	0
8	Toms, Matthew	CY	0

U/12 Male Beach Relay

1	North Cottesloe Team A	NC	6
2	Scarboro Team A	SB	5
3	Sorrento Team A	SO	4
4	Fremantle Team B	FM	3
5	Mullaloo Team A	ML	2
6	Trigg Island Team A	TI	1
7	Fremantle Team A	FM	0

U/12 Male Beach Run (1km)

1	Hayden, Jaxon	NC	6
2	Ori, Samuel	SB	5
3	Johnson, Ben	SB	4
4	Cachard, Will	DD	3
5	Lim, Kyle	SB	2
6	Gibcus, Joshua	FL	1
7	Wake, Sam	NC	0
8	Hunter, Max	TI	0
9	Birkholz, Cameron	FM	0
10	Hollick, Tim	FM	0
11	Quirk, Cameron	QM	0
12	Brown, Daniel	ML	0

U/12 Male Beach Sprint

1	Waymouth, Toby	SO	6
2	Moxham, Zaide	NC	5
3	Ori, Samuel	SB	4
4	Clarke, Benjamin	NC	3
5	Cook, Tyson	SO	2
6	Noordzy, Thomas	ML	1
7	Hayden, Jaxon	NC	0
8	Johnson, Ben	SB	0

U/12 Male Board Race

1	Savage, Will	TI	6
2	Davies, Tallis	TI	5
3	Hunter, Max	TI	4
4	Jackson, Kirby	CY	3
5	Ori, Samuel	SB	2
6	Toms, Matthew	CY	1
7	Flouzatz, Xavier	TI	0
8	Baker, Cody	CY	0
9	Hayden, Jaxon	NC	0
10	Straight, Ty	TI	0
11	Dudek, Sebastien	ML	0
12	Hogan, Tim	SB	0
13	Baron-Hay, Harper	SO	0
14	Dart, Nicholas	FM	0

U/12 Male Board Relay

1	Trigg Island Team A	TI	6
2	City of Perth Team A	CY	5
3	Fremantle Team A	FM	4
4	Scarboro Team A	SB	3
5	Scarboro Team B	SB	2
6	Trigg Island Team B	TI	1
7	North Cottesloe Team A	NC	0
8	Trigg Island Team C	TI	0

U/12 Male Board Rescue

1	Trigg Island Team A	TI	6
2	Scarboro Team C	SB	5
3	Fremantle Team B	FM	4
4	City of Perth Team A	CY	3
5	Fremantle Team A	FM	2
6	Trigg Island Team B	TI	1
7	Mullaloo Team A	ML	0
8	Albany Team A	AL	0

U/12 Male Cameron Relay

1	Fremantle Team A	FM	6
2	Trigg Island Team A	TI	5
3	City of Perth Team A	CY	4
4	Trigg Island Team B	TI	3
5	Sorrento Green	SO	2
6	Scarboro Team A	SB	1
7	North Cottesloe Team A	NC	0
8	Sorrento Red	SO	0
9	Mullaloo Team B	ML	0
10	City of Bunbury Team A	BY	0

U/12 Male Ironman

1	Savage, Will	TI	6
2	Davies, Tallis	TI	5
3	Baron-Hay, Harper	SO	4
4	Flouzatz, Xavier	TI	3
5	Johnson, Ben	SB	2
6	Hussey, Finn	FM	1
7	Stewart, George	CY	0
8	Ori, Samuel	SB	0
9	Freebury, Willem	AL	0
10	Jackson, Kirby	CY	0

U/12 Male Surf Race

1	Savage, Will	TI	6
2	Hunter, Max	TI	5
3	Chong Sue, Tupou	FM	4
4	Davies, Tallis	TI	3
5	Johnson, Ben	SB	2
6	Baron-Hay, Harper	SO	1
7	Freebury, Willem	AL	0
8	Flouzatz, Xavier	TI	0
9	Lim, Kyle	SB	0
10	Howell, Fergus	CO	0

U/12 Male Surf Teams Race

1	Trigg Island Team A	TI	6
2	City of Perth Team A	CY	5
3	Scarboro Team A	SB	4
4	Sorrento Green	SO	3
5	Trigg Island Team B	TI	2
6	Cottesloe Team A	CO	1
7	Mullaloo Team A	ML	0

U/13 Female Beach Flags

1	McEwan, Laura	DK	6
2	Neunuebel, Ella	DK	5
3	Marlow, Ellie	ML	4
4	Cuff, Sienna	CB	3
5	Rogers, Stephanie	SO	2
6	Fletcher, Chelsea	SO	1
7	McMeeken, Siena	NC	0

U/13 Female Beach Relay

1	North Cottesloe Team A	NC	6
2	Coogee Beach Team A	CB	5
3	Scarboro Team A	SB	4
4	Sorrento Red	SO	3
5	Trigg Island Team A	TI	2
6	Cottesloe Team A	CO	1
7	Fremantle Team A	FM	0
8	Mullaloo Team A	ML	0

U/13 Female Beach Run (2km)

1	Jones, Hannah	SB	6
2	Kozlowska, Ellen	SB	5
3	Marlow, Ellie	ML	4
4	Winton, Amanda	TI	3
5	Condon, Georgia	FL	2
6	Natalotto, Quinn	TI	1
7	Geneff, Kyla	SB	0
8	Ackermann, Katherine	SB	0
9	Horsfall, Erin	ML	0
10	Rogers, Stephanie	SO	0
11	Rumpf, Amy	ML	0
12	Barber, Grace	FM	0

U/13 Female Beach Sprint

1	Sertorio, Jolie	NC	6
2	Hussey, Emily	CB	5
3	Weeks, Emma	SB	4
4	Neunuebel, Ella	DK	3
5	Fletcher, Chelsea	SO	2
6	McEwan, Laura	DK	1
7	Wells, Kate	SO	0
8	McMeeken, Siena	NC	0

U/13 Female Board Race

1	Pratt, Chalise	SO	6
2	Naylor, Rachel	TI	5
3	Brooks, Darcey	ML	4
4	Schou, Olivia	TI	3
5	Wyburd, Tahlia	SH	2
6	Clarke, Ellie	SO	1
7	Greenfield, Hannah	BU	0
8	Elliott, Bree	CY	0
9	Brush, Stephanie	TI	0
10	Humphreys, Alana	SO	0

U/13 Female Board Relay

1	Sorrento Red	SO	6
2	Trigg Island Team A	TI	5
3	Scarboro Team A	SB	4
4	City of Perth Team A	CY	3
5	Mullaloo Team A	ML	2
6	Sorrento Blue	SO	1
7	Fremantle Team A	FM	0
8	North Cottesloe Team A	NC	0
9	Fremantle Team B	FM	0
10	Mullaloo Team B	ML	0

U/13 Female Board Rescue

1	Sorrento Blue	SO	6
2	City of Perth Team A	CY	5
3	Trigg Island Team A	TI	4
4	Mullaloo Team A	ML	3
5	Trigg Island Team B	TI	2
6	Busselton Team A	BU	1
7	Secret Harbour Team A	SH	0
8	Sorrento Red	SO	0

U/13 Female Cameron Relay

1	Sorrento Red	SO	6
2	Mullaloo Team A	ML	5
3	Scarboro Team A	SB	4
4	Trigg Island Team A	TI	3
5	City of Perth Team A	CY	2
6	Sorrento Blue	SO	1
7	Fremantle Team A	FM	0
8	Fremantle Team B	FM	0
9	Cottesloe Team A	CO	0
10	Fremantle Team C	FM	0

U/13 Female Ironman

1	Pratt, Chalise	SO	6
2	Schou, Olivia	TI	5
3	Brooks, Darcey	ML	4
4	Greenfield, Hannah	BU	3
5	Naylor, Rachel	TI	2
6	Jones, Hannah	SB	1
7	Kozlowska, Ellen	SB	0
8	Elliott, Bree	CY	0
9	Adams, Carmen	SO	0
10	Harrison, Chloe	SO	0

U/13 Female Surf Race

1	Pratt, Chalise	SO	6
2	Lawlor, Romi	CY	5
3	Crowley, Jessica	SO	4
4	Elliott, Bree	CY	3
5	White, Isabelle	CO	2
6	Rothnie, Lauren	FM	1
7	Jervis, Bianca	FM	0
8	Harrison, Chloe	SO	0
9	Brooks, Darcey	ML	0
10	Johnson-Walker, Maddison	BU	0

U/13 Female Surf Teams Race

1	Scarboro Team A	SB	6
2	Sorrento Red	SO	5
3	Fremantle Team A	FM	4
4	Trigg Island Team A	TI	3
5	Fremantle Team B	FM	2
6	Cottesloe Team A	CO	1
7	Sorrento Blue	SO	0
8	Mullaloo Team A	ML	0
9	Coogee Beach Team A	CB	0
10	Mullaloo Team B	ML	0

U/13 Male Beach Flags

1	Waterman, Ben	SO	6
2	Schulz, Cooper	ML	5
3	Luitingh, Dane	ML	4
4	Leggett, Lachlan	CO	3
5	Nuku, Tyler	ML	2
6	Eley, Patrick	ML	1
7	Duffy, Lachlan	TI	0
8	Lawson, Jack	QM	0

U/13 Male Beach Relay

1	Mullaloo Team A	ML	6
2	Sorrento Red	SO	5
3	Trigg Island Team A	TI	4
4	City of Perth Team A	CY	3
5	Cottesloe Team A	CO	2

U/13 Male Beach Run (2km)

1	Gardener, Ryley	ML	6
2	Coleman, Zachariah	FM	5
3	Waterman, Ben	SO	4
4	Eley, Patrick	ML	3
5	Byrd, Lachlan	SB	2
6	Tully, Joshua	SB	1
7	Brampton, Augustus	DK	0
8	Dobson, Samuel	ML	0
9	Ackermann, Matthew	SB	0
10	Cocks, Sheridan	MH	0
11	Hills, Jack	FL	0
12	Damen, Mitchell	SB	0

U/13 Male Beach Sprint

1	Luitingh, Dane	ML	6
2	Sayers, Cristian	SO	5
3	Shaw, William	FM	4
4	Haffner, Bailey	BY	3
5	Lawson, Jack	QM	2
6	Leggett, Lachlan	CO	1
7	Cant, Lloyd	ML	0
8	Gorski, Andre	FL	0

U/13 Male Board Race

1	Eley, Patrick	ML	6
2	Mills, Lachlan	TI	5
3	Gardener, Ryley	ML	4
4	Lewin, Murray	TI	3
5	Naylor, Brendan	TI	2
6	Dobson, Samuel	ML	1
7	Paoliello, Luke	BY	0
8	Leggett, Lachlan	CO	0
9	Barich, Hugo	CY	0
10	Martin, Kobi	TI	0

U/13 Male Board Relay

1	Mullaloo Team A	ML	6
2	Trigg Island Team B	TI	5
3	Trigg Island Team A	TI	4
4	Sorrento Red	SO	3
5	City of Perth Team A	CY	2
6	Scarboro Team B	SB	1
7	City of Bunbury Team A	BY	0
8	Cottesloe Team A	CO	0
9	North Cottesloe Team A	NC	0
10	City of Perth Team B	CY	0

U/13 Male Board Rescue

1	Trigg Island Team A	TI	6
2	Cottesloe Team A	CO	5
3	Trigg Island Team B	TI	4
4	Mullaloo Team A	ML	3
5	City of Perth Team A	CY	2
6	Scarboro Team A	SB	1
7	North Cottesloe Team A	NC	0
8	Sorrento Red	SO	0

U/13 Male Cameron Relay

1	Trigg Island Team B	TI	6
2	Sorrento Red	SO	5
3	Trigg Island Team A	TI	4
4	City of Perth Team A	CY	3
5	Cottesloe Team A	CO	2
6	Trigg Island Team C	TI	1
7	Mullaloo Team A	ML	0
8	Mullaloo Team B	ML	0
9	Cottesloe Team B	CO	0
10	North Cottesloe Team B	NC	0

U/13 Male Ironman

1	Naylor, Brendan	TI	6
2	Mills, Lachlan	TI	5
3	Mclvor, Jacob	SH	4
4	Lewin, Murray	TI	3
5	Brinkworth, Cooper	CY	2
6	Eley, Patrick	ML	1
7	Dobson, Samuel	ML	0
8	Sugars, Harry	SO	0
9	Horton, Thomas	SB	0
10	Lawson, Thomas	TI	0

U/13 Male Surf Race

1	Paganin, Richard	NC	6
2	White, Thomas	CO	5
3	Waterman, Ben	SO	4
4	Purdie, Lucas	CO	3
5	Lawson, Thomas	TI	2
6	Butler, Julien	TI	1
7	Egan, Jakson	ML	0
8	Lilleyman, Scott	CY	0
9	Brinkworth, Cooper	CY	0
10	Duffy, Lachlan	TI	0

U/13 Male Surf Teams Race

1	Trigg Island Team A	TI	6
2	Cottesloe Team A	CO	5
3	City of Perth Team A	CY	4
4	Scarboro Team A	SB	3
5	North Cottesloe Team A	NC	2
6	Mullaloo Team A	ML	1
7	City of Perth Team B	CY	0
8	Sorrento Red	SO	0



<b>U/14 Male Board Race</b>			
1	Croyston, Tyson	CY	6
2	Smith, Kane	ML	5
3	Jackson, Ethan	CY	4
4	Scott, Thomas	BY	3
5	Albertsen, Byron	BY	2
6	Flouzat, Jacques	TI	1
7	Berry, Timothy	SO	0
8	Youngs, Cahil	SB	0

<b>U/14 Male Board Relay</b>			
1	City of Perth Team A	CY	6
2	City of Bunbury Team A	BY	5
3	Mullaloo Team A	ML	4
4	Scarboro Team B	SB	3
5	Trigg Island Team A	TI	2
6	North Cottesloe Team B	NC	1
7	Mullaloo Team B	ML	0
8	Fremantle Team A	FM	0
9	Scarboro Team A	SB	0
10	Trigg Island Team B	TI	0

<b>U/14 Male Board Rescue</b>			
1	City of Perth Team A	CY	6
2	Mullaloo Team A	ML	5
3	Trigg Island Team B	TI	4
4	Scarboro Team A	SB	3
5	City of Perth Team C	CY	2
6	North Cottesloe Team A	NC	1
7	City of Bunbury Team A	BY	0
8	Trigg Island Team C	TI	0

<b>U/14 Male Cameron Relay</b>			
1	Mullaloo Team A	ML	6
2	Scarboro Team A	SB	5
3	Trigg Island Team A	TI	4
4	City of Perth Team A	CY	3
5	Fremantle Team A	FM	2
6	City of Bunbury Team A	BY	1
7	Scarboro Team B	SB	0
8	North Cottesloe Team A	NC	0
9	Cottesloe Team A	CO	0
10	Trigg Island Team B	TI	0

<b>U/14 Male Ironman</b>			
1	Jackson, Ethan	CY	6
2	Smith, Kane	ML	5
3	Croyston, Tyson	CY	4
4	Scott, Thomas	BY	3
5	Colliss, Matthew	CY	2
6	Holt, Alexander	TI	1
7	Flouzat, Jacques	TI	0
8	Beazley, Regan	TI	0
9	Berry, Timothy	SO	0
10	Keating, Jesse	CY	0

<b>U/14 Male Surf Race</b>			
1	Jackson, Ethan	CY	6
2	Holt, Alexander	TI	5
3	Sudlow, Adam	NC	4
4	Smith, Kane	ML	3
5	Colliss, Matthew	CY	2
6	Croyston, Tyson	CY	1
7	Murphy, Matthew	NC	0
8	Flouzat, Jacques	TI	0
9	Walker, Eamon	CB	0
10	Schuhkraft, Benjamin	CY	0

<b>U/14 Male Surf Teams Race</b>			
1	City of Perth Team A	CY	6
2	Trigg Island Team A	TI	5
3	Scarboro Team A	SB	4
4	North Cottesloe Team A	NC	3
5	Cottesloe Team A	CO	2
6	Fremantle Team A	FM	1
7	Trigg Island Team B	TI	0
8	Coogee Beach Team A	CB	0

<b>U/11 Mixed 2 Person R &amp; R</b>			
1	City of Perth Team A	CY	6
2	Sorrento Purple	SO	5
3	Coogee Beach Team B	CB	4
4	Coogee Beach Team A	CB	3

<b>U/12 Mixed 2 Person R &amp; R</b>			
1	Sorrento Red	SO	6
2	Sorrento Pink	SO	5
3	City of Perth Team A	CY	4
4	Sorrento Orange	SO	3
5	Cottesloe Team A	CO	2

<b>U/13 Mixed 2 Person R &amp; R</b>			
1	Sorrento Green	SO	6
2	Sorrento Maroon	SO	5
3	Sorrento Blue	SO	4
4	Sorrento Yellow	SO	3
5	Sorrento White	SO	2
6	Sorrento Black	SO	1

<b>U/14 Mixed 5 Person R &amp; R</b>			
1	City of Perth Team A	CY	6
2	Trigg Island Team A	TI	5
3	Sorrento Team A	SO	4

<b>U/11 Female 100m Freestyle (no fins)</b>			
1	Edwards, Crystal	TI	6
2	Innocent, Sascha	TI	5
3	Madden, Jessica	SO	4
4	Snelling, Madison	SO	3
5	Fulcher, Lois Jae	ML	2
6	Arbel, Ella	TI	1
7	Warren-Hicks, Ruby	FM	0
8	Morton, Paige	TI	0
9	Warren-Hicks, Mahla	FM	0
10	Bordin, Danielle	TI	0
11	Arscott, ella	SH	0

<b>U/11 Female 100m Obstacles</b>			
1	Edwards, Crystal	TI	6
2	Innocent, Sascha	TI	5
3	Madden, Jessica	SO	4
4	Snelling, Madison	SO	3
5	Arbel, Ella	TI	2
6	Fulcher, Lois Jae	ML	1
7	Bordin, Danielle	TI	0
8	Pieters, Olivia	TI	0
9	Arscott, ella	SH	0
10	Smith, Sophie	TI	0

<b>U/11 Female 100m Patient Tow with Fins</b>			
1	Sorrento Team A	SO	6
2	Fremantle Team A	FM	5
3	Trigg Island Team A	TI	4
4	Trigg Island Team B	TI	3

<b>U/11 Female 50m Brick Carry</b>			
1	Edwards, Crystal	TI	6
2	Innocent, Sascha	TI	5
3	Snelling, Madison	SO	4
4	Arbel, Ella	TI	3
5	Fulcher, Lois Jae	ML	2
6	Pieters, Olivia	TI	1
7	Warren-Hicks, Mahla	FM	0
8	Warren-Hicks, Ruby	FM	0
9	Madden, Jessica	SO	0
10	Bordin, Danielle	TI	0
11	Arscott, ella	SH	0
12	Morton, Paige	TI	0
13	Smith, Sophie	TI	0

<b>U/11 Female 50m Freestyle with Fins</b>			
1	Edwards, Crystal	TI	6
2	Snelling, Madison	SO	5
3	Innocent, Sascha	TI	4
4	Madden, Jessica	SO	3
5	Arbel, Ella	TI	2
6	Warren-Hicks, Mahla	FM	1
7	Warren-Hicks, Ruby	FM	0
8	Fulcher, Lois Jae	ML	0
9	Pieters, Olivia	TI	0
10	Morton, Paige	TI	0
11	Arscott, ella	SH	0
12	Bordin, Danielle	TI	0
13	Smith, Sophie	TI	0

<b>U/11 Male 100m Freestyle (no fins)</b>			
1	Chong Sue, Tupou	FM	6
2	Davies, Tallis	TI	5
3	Flouzat, Xavier	TI	4
4	Savage, Will	TI	3
5	City of Perth Team A	TI	2
6	Oldham, Rian	SO	1
7	Holt, Lachlan	TI	0
8	Papineau, Kai	TI	0
9	Beale, Hayden	TI	0
10	Currey, James	FM	0

<b>U/11 Male 100m Obstacles</b>			
1	Davies, Tallis	TI	6
2	Chong Sue, Tupou	FM	5
3	Johnson, Ben	SB	4
4	Savage, Will	TI	3
5	Flouzat, Xavier	TI	2
6	Hunter, Max	TI	1
7	Oldham, Rian	SO	0
8	Holt, Lachlan	TI	0
9	Papineau, Kai	TI	0
10	Oldham, Jack	SO	0
11	Currey, James	FM	0
12	Beale, Hayden	TI	0

<b>U/11 Male 100m Patient Tow with Fins</b>			
1	Trigg Island Team A	TI	6
2	Fremantle Team A	FM	5
3	Trigg Island Team B	TI	4
4	Sorrento Team A	SO	3

<b>U/11 Male 50m Brick Carry</b>			
1	Davies, Tallis	TI	6
2	Chong Sue, Tupou	FM	5
3	Savage, Will	TI	4
4	Hunter, Max	TI	3
5	Flouzat, Xavier	TI	2
6	Holt, Lachlan	TI	1
7	Beale, Hayden	TI	0
8	Currey, James	FM	0

<b>U/11 Male 50m Freestyle with Fins</b>			
1	Chong Sue, Tupou	FM	6
2	Davies, Tallis	TI	5
3	Savage, Will	TI	4
4	Flouzat, Xavier	TI	3
5	Hunter, Max	TI	2
6	Oldham, Rian	SO	1
7	Papineau, Kai	TI	0
8	Oldham, Jack	SO	0
9	Currey, James	FM	0
10	Holt, Lachlan	TI	0
11	Beale, Hayden	TI	0

<b>U/11 Male Line Throw</b>			
1	Trigg Island Team B	TI	6
2	Sorrento Team A	SO	5
3	Fremantle Team A	FM	4
4	Trigg Island Team A	TI	3

<b>U/12 Female 100m Freestyle (no fins)</b>			
1	Pratt, Chalise	ML	6
2	Jones, Hannah	SB	5
3	Kozłowska, Ellen	SB	4
4	Jervis, Bianca	FM	3
5	Schou, Olivia	TI	2
6	Gartlan, Darby	SO	1
7	Cake, Jessica	SB	0
8	Critchison, Gemma	FM	0
9	Crowley, Jessica	SO	0
10	Nielsen, Kimberley	SB	0

<b>U/12 Female 100m Obstacles</b>			
1	Pratt, Chalise	ML	6
2	Jones, Hannah	SB	5
3	Rothnie, Lauren	FM	4
4	Gartlan, Darby	SO	3
5	Kozłowska, Ellen	SB	2
6	Cake, Jessica	SB	1
7	Jervis, Bianca	FM	0
8	Rothnie, Meesha	FM	0
9	Schou, Olivia	TI	0
10	Critchison, Gemma	FM	0
11	Naylor, Rachel	TI	0
12	Crowley, Jessica	SO	0
13	Lowe, Stephanie	SH	0
14	Marsh, Lucinda	FM	0

<b>U/12 Female 100m Patient Tow with Fins</b>			
1	Fremantle Team A	FM	6
2	Scarboro Team B	SB	5
3	Trigg Island Team A	TI	4
4	Fremantle Team B	FM	3
5	Sorrento Team B	SO	2

<b>U/12 Female 4x25m Brick Relay</b>			
1	Scarboro Team A	SB	6
2	Sorrento Team B	SO	5
3	Trigg Island Team A	TI	4

<b>U/12 Female 50m Brick Carry</b>			
1	Pratt, Chalise	ML	6
2	Jones, Hannah	SB	5
3	Gartlan, Darby	SO	4
4	Critchison, Gemma	FM	3
5	Schou, Olivia	TI	2
6	Crowley, Jessica	SO	1
7	Cake, Jessica	SB	0
8	Lowe, Stephanie	SH	0
9	Kozłowska, Ellen	SB	0
10	Rothnie, Meesha	FM	0
11	Naylor, Rachel	TI	0
12	Jervis, Bianca	FM	0

<b>U/12 Female 50m Freestyle with Fins</b>			
1	Pratt, Chalise	ML	6
2	Jones, Hannah	SB	5
3	Critchison, Gemma	FM	4
4	Kozłowska, Ellen	SB	3
5	Crowley, Jessica	SO	2
6	Gartlan, Darby	SO	1
7	Schou, Olivia	TI	0
8	Rothnie, Lauren	FM	0
9	Cake, Jessica	SB	0
10	Nielsen, Kimberley	SB	0
11	Lowe, Stephanie	SH	0
12	Morgan, Monique	FM	0
13	Jervis, Bianca	FM	0
14	Marsh, Lucinda	FM	0
15	Naylor, Rachel	TI	0
16	Rothnie, Meesha	FM	0
17	Fox, Anahera	SO	0

<b>U/12 Female Line Throw</b>			
1	Fremantle Team A	FM	6
2	Sorrento Team A	SO	5

<b>U/12 Male 100m Freestyle (no fins)</b>			
1	Wilson, Jack	TI	6
2	Butler, Julien	SB	5
3	Lawson, Thomas	TI	4
4	Hynes, Harrison	FM	3
5	Waterman, Ben	SO	2
6	Huzzard, Trent	SB	1
7	Mclvor, Jacob	SH	0
8	Holt, Caleb	SB	0
9	Naylor, Brendan	TI	0
10	Maxwell, Benjamin	SH	0
11	Sugars, Harry	SO	0
12	Dobson, Samuel	ML	0
13	Shaw, William	FM	0
14	Coleman, Zachariah	FM	0
15	Ferguson, Cade	TI	0

<b>U/12 Male 100m Obstacles</b>			
1	Wilson, Jack	TI	6
2	Lawson, Thomas	TI	5
3	Butler, Julien	SB	4
4	Huzzard, Trent	SB	3
5	Hynes, Harrison	FM	2
6	Waterman, Ben	SO	1
7	Mclvor, Jacob	SH	0
8	Sugars, Harry	SO	0
9	Dobson, Samuel	ML	0
10	Maxwell, Benjamin	SH	0
11	Holt, Caleb	SB	0
12	Coleman, Zachariah	FM	0
13	Gardener, Ryley	ML	0
14	Ferguson, Cade	TI	0

<b>U/12 Male 100m Patient Tow with Fins</b>			
1	Sorrento Team B	SO	6
2	Fremantle Team A	FM	5
3	Trigg Island Team A	TI	4
4	Scarboro Team A	SB	3
5	Secret Harbour Team A	SH	2
6	Trigg Island Team B	TI	1

<b>U/12 Male 4x25m Brick Relay</b>			
1	Trigg Island Team A	TI	6
2	Fremantle Team A	FM	5
3	Sorrento Team A	SO	4
4	Trigg Island Team B	TI	3
5	Scarboro Team A	SB	2

U/12 Male 50m Brick Carry			
1	Wilson, Jack	TI	6
2	Butler, Julien	SB	5
3	Waterman, Ben	SO	4
4	Lawson, Thomas	TI	3
5	Mclvor, Jacob	SH	2
6	Shaw, William	FM	1
7	Maxwell, Benjamin	SH	0
8	Hynes, Harrison	FM	0
9	Sugars, Harry	SO	0
10	Huzzard, Trent	SB	0
11	Holt, Caleb	SB	0
12	Naylor, Brendan	TI	0
13	Coleman, Zachariah	FM	0
14	Dobson, Samuel	ML	0
15	Ferguson, Cade	TI	0

U/14 Female 200m Obstacles

1	Gardiner, Simone	SO	6
2	Mallis, Macarah	SO	5
3	Byrne, Demi	SO	4
4	van Kampen, Elena	ML	3
5	Naylor, Stephanie	TI	2
6	Poad, Brooke	SH	1
7	Savage, Tyla	TI	0
8	Warne, Meg	TI	0
9	Ireland, Natasha	SO	0

U/14 Female 4x25m Manikin Relay

1	Sorrento Team A	SO	6
---	-----------------	----	---

U/14 Female 50m Freestyle with Fins

1	Poad, Brooke	SH	6
2	Mallis, Macarah	SO	5
3	Byrne, Demi	SO	4
4	Naylor, Stephanie	TI	3
5	van Kampen, Elena	ML	2
6	Warne, Meg	TI	1
7	Gardiner, Simone	SO	0
8	Priddy, Tabitha	SH	0
9	Ireland, Natasha	SO	0

U/14 Female 50m Manikin Carry

1	Poad, Brooke	SH	6
2	Byrne, Demi	SO	5
3	Warne, Meg	TI	4
4	Gardiner, Simone	SO	3
5	Naylor, Stephanie	TI	2
6	Priddy, Tabitha	SH	1
7	van Kampen, Elena	ML	0

U/14 Female Line Throw

1	Sorrento Team A	SO	6
2	Secret Harbour Team A	SH	5

U/14 Male 100m Freestyle (no fins)

1	Meldrum, Lachlan	TI	6
2	Smith, Callan	ML	5
3	Wilson, DArcy	FM	4
4	Bates, Liam	SH	3
5	Twyford, Lachlan	ML	2
6	Davies, Kaden	TI	1
7	Dorotich, Brayden	TI	0
8	Ferguson, Marcus	ML	0
9	Waller, Nicholas	TI	0
10	Jones, Harry	ML	0

U/14 Male 100m Manikin Tow with Fins

1	Bates, Liam	SH	6
2	Meldrum, Lachlan	TI	5
3	Smith, Callan	ML	4
4	Wilson, DArcy	FM	3
5	Davies, Kaden	TI	2
6	Dorotich, Brayden	TI	1
7	Stevens, Nicholas	SO	0
8	Ferguson, Marcus	ML	0
9	Twyford, Lachlan	ML	0
10	Jones, Harry	ML	0

U/14 Male 200m Obstacles

1	Smith, Callan	ML	6
2	Meldrum, Lachlan	TI	5
3	Bates, Liam	SH	4
4	Wilson, DArcy	FM	3
5	Davies, Kaden	TI	2
6	Stevens, Nicholas	SO	1
7	Ferguson, Marcus	ML	0
8	Waller, Nicholas	TI	0
9	Jones, Harry	ML	0

U/14 Male 4x25m Manikin Relay

1	Mullaloo Team A	ML	6
---	-----------------	----	---

U/14 Male 50m Freestyle with Fins

1	Meldrum, Lachlan	TI	6
2	Smith, Callan	ML	5
3	Bates, Liam	SH	4
4	Wilson, DArcy	FM	3
5	Dorotich, Brayden	TI	2
6	Davies, Kaden	TI	1
7	Stevens, Nicholas	SO	0
8	Ferguson, Marcus	ML	0
9	Waller, Nicholas	TI	0
10	Twyford, Lachlan	ML	0
11	Jones, Harry	ML	0

U/14 Male 50m Manikin Carry

1	Smith, Callan	ML	6
2	Meldrum, Lachlan	TI	5
3	Bates, Liam	SH	4
4	Wilson, DArcy	FM	3
5	Dorotich, Brayden	TI	2
6	Stevens, Nicholas	SO	1
7	Davies, Kaden	TI	0
8	Jones, Harry	ML	0
9	Twyford, Lachlan	ML	0
10	Waller, Nicholas	TI	0
11	Ferguson, Marcus	ML	0

U/14 Male Line Throw

1	Trigg Island Team A	TI	6
2	Mullaloo Team B	ML	5
3	Mullaloo Team A	ML	4

U11/U12 Female 4x50m Medley Relay

1	Trigg Island Team A	TI	6
2	Scarboro Team A	SB	5
3	Sorrento Team A	SO	4
4	Fremantle Team A	FM	3
5	Trigg Island Team B	TI	2

U11/U12 Female 4x50m Obstacle Relay

1	Trigg Island Team A	TI	6
2	Scarboro Team A	SB	5
3	Sorrento Team A	SO	4
4	Trigg Island Team B	TI	3

U11/U12 Male 4x50m Medley Relay

1	Scarboro Team A	SB	6
2	Fremantle Team A	FM	5
3	Trigg Island Team B	TI	4
4	Sorrento Team A	SO	3

U11/U12 Male 4x50m Obstacle Relay

1	Scarboro Team A	SB	6
2	Trigg Island Team B	TI	5
3	Trigg Island Team A	TI	4
4	Fremantle Team A	FM	3
5	Sorrento Team A	SO	2

U13/U14 Female 4x50m Medley Relay

1	Mullaloo Team A	ML	6
2	Trigg Island Team A	TI	5
3	Sorrento Team A	SO	4
4	Trigg Island Team B	TI	3

U13/U14 Female 4x50m Obstacle Relay

1	Trigg Island Team A	TI	6
2	Mullaloo Team A	ML	5
3	Sorrento Team A	SO	4
4	Trigg Island Team B	TI	3

U13/U14 Male 4x50m Medley Relay

1	Mullaloo Team A	ML	6
2	Trigg Island Team A	TI	5

U13/U14 Male 4x50m Obstacle Relay

1	Trigg Island Team A	TI	6
2	Mullaloo Team A	ML	5



**SURF LIFE SAVING**  
**WESTERN AUSTRALIA**

Surf Life Saving Western Australia  
7 Delawney Street  
Balcatta WA 6021  
Telephone (08) 9207 6666  
Facsimile (08) 9207 6699  
[mail@sllswa.com.au](mailto:mail@sllswa.com.au)  
[www.surflifesavingwa.com.au](http://www.surflifesavingwa.com.au)