



**WESTERN
AUSTRALIA**

**2016/17
ANNUAL REPORT**



**SAVING LIVES AND
BUILDING GREAT
COMMUNITIES**



SNAPSHOT STATS



50,684
PREVENTATIVE ACTIONS



3,553
FIRST AID TREATMENTS

1,215 RESCUES



Aerial
PATROLS

333
SHARK SIGHTINGS

100,686
KM'S PATROLLED



141,013
PATROL HOURS

19,130
MEMBERS



54 SURF SPORT
EVENTS

6,522
NIPPERS




10,452
PEOPLE TRAINED IN FIRST AID

775
BRONZE
MEDALLIONS

34,658
COMMUNITY
PROGRAM PARTICIPANTS



CONTENTS



2

INTRODUCTION

6

LIFESAVING
SERVICES

16

SURF SPORTS

24

MEMBER
SERVICES

32

COMMUNITY
AWARENESS

36

HEALTH PROMOTION
& RESEARCH

38

MARKETING &
COMMUNICATIONS

40

FUNDRAISING &
PARTNERSHIPS

44

RECORDS &
FINANCIALS



A MESSAGE FROM THE PREMIER

“The staff & volunteers at SLSWA play a vital role in keeping beachgoers safe..”

Upon journeying to the beach and trekking over the sand dunes, it's always with a sense of sanctuary-found when you come across Surf Life Saving WA's iconic red and yellow flags and uniformed lifesavers by the water's edge.

With more than 12,000 kilometres of spectacular Western Australian coastline, the staff and volunteers at Surf Life Saving Western Australia (SLSWA) play a vital role in keeping beachgoers safe. At Western Australia's patrolled beaches, you know you're being looked after by the best in the business.

Many people owe their lives to SLSWA. As a result of nearly 110,000 voluntary patrol hours across the State over the past year, more than 700 rescues, 17,500 preventative actions and 1,700 first aid treatments have taken place.

Saving lives doesn't only happen on the beach. SLSWA undertakes a range of important work in our community, including delivering first aid training, education in schools and working with children to develop confidence in the water.

SLSWA continues to earn the respect, support and admiration of Western Australians and our visitors through their hard work, dedication and many and varied contributions to the health, safety and wellbeing of our people.

The aerial surveillance program operated by SLSWA has become a crucial component of the State's shark hazard mitigation program and will continue. We have also provided SLSWA with the capacity to trial the use of drones to monitor our beaches.

On behalf of the State Government, I am proud to support SLSWA and the crucial services it provides. Going to the beach is part of the Western Australian way of life, the work of Surf Life Saving WA means we can enjoy this natural gift with greater confidence and safety. Keep up the great work!

Mark McGowan MLA
Premier of Western Australia



A MESSAGE FROM THE PRESIDENT & CEO



Craig Smith-Gander - President



James O'Toole - CEO

Welcome to Surf Life Saving Western Australia's (SLSWA) Annual Report for 2016/17. The past year has been a busy one as we continue to strive to provide a safer environment for all recreational users of WA's coast and support our members through the delivery of first class lifesaving; education and surf sport activities; and support services.

First and foremost, we would like to thank all our dedicated volunteer members whose service has underpinned this incredible organisation for over 100 years and continues to save thousands of lives and benefit countless Western Australians. The impact our members have on the Western Australian community cannot be underestimated. Without our volunteer lifesavers more than 730 lives could potentially have been lost last season if it were not for their actions on the beach. We are also excited to welcome our 31st Club in Western Australia with the formation of the Alkimos Surf Life Saving Club. Mention must be made of our community partner Lendlease who have generously provided a facility to house our newest Club.

The past season saw the delivery of expanded nipper and senior surf sport programs and the trial of several new initiatives aimed at improving our sport. We thank all the volunteers who contributed to the delivery of the season including age managers, coaches, officials and water safety personnel. We also thank all the many clubs who hosted our carnivals at their clubs, it was wonderful to see the carnivals held at several locations for the first time.

The SunSmart WA Surf Life Saving Championships were once again a great success with strong participation and several outstanding performances from athletes. Thank you to Trigg Island SLSC for stepping up at the last minute to host both the nipper and senior championships due to ongoing redevelopment works at Scarborough Beach. Thank you also to Mullaloo SLSC for hosting the Masters and Country Club Championships over a great weekend of sport.

We have continued to provide significant support to our State surf sport teams, the Western Suns, which included sending four teams to compete at the Interstate Championships in NSW, as well as supporting a number of individual athletes to participate in the Summer of Surf on the east coast.

Earlier this year we hosted the inaugural Coastal Bravery Awards, recognising members of the public for life saving acts demonstrating bravery along our coastline. It was wonderful to be able to recognise 35 incredible individuals, including some of our own members, and their contributions to keeping people safe on our coast. Special thanks to the selection committee; our Ambassador, the inspirational Joanne Lucas; and the Premier of WA, the Hon. Mark McGowan for volunteering their time to make these awards possible.

We also recognised a number of individuals with SLSWA Meritorious Support Awards recognising their ongoing commitment to, and support of, coastal safety initiatives including Rick Gerring, Stan Perron AM, and Tim Roberts.

We would like to recognise our partners, whose ongoing commitment to, and shared passion for, our movement enables us to deliver a range of essential coastal safety and rescue services; supply equipment and uniforms to our Clubs; and deliver programs to the Western Australian community and our members. We especially note outgoing partner BHP Billiton, whose 3-year investment into the upgrade of our Emergency & Rescue Communications Network has been a game-changer for not just SLSWA and our lifesavers, but also for the safety of all coast users in WA.

We would like to acknowledge the Members of the SLSWA Board, and the Member Advisory Committees, all of whom give up a considerable amount of their time to serve in a voluntary capacity. Over the past year there has been a concerted effort for the Board to get out into the regions to meet with the Clubs and better understand the challenges they face. This has included five Board meetings held outside of the State Centre offices, including in Albany & Broome.

While it has been a busy year with many outstanding achievements, we continue to have far too many drowning deaths on our coast. The past year was no exception with 25 lives lost. While none of these drownings occurred between the flags, it demonstrates the need for continued community education around coastal safety.

We recognise that our people cannot be everywhere all of the time and we will continue to investigate, and invest in, measures and initiatives that will help us to expand our footprint along the WA coast, such as the new drone patrols which we will be rolling out to Clubs across the coming year, to enable everyone to safely enjoy the magnificent coastline we have in WA.

We look forward to a safe and successful year ahead.

Craig Smith-Gander - President

James O'Toole - Chief Executive Officer

LIFE MEMBERS

Name & Year Inducted

L W LeQuesne* 1927	D P Morrison OAM* 1969	F J Parlevliet 1993	F Senior 2007
J L Paton OBE* 1930	R J Trigg OBE* 1972	M E Cook 1994	G Clark 2007
I T Birtwistle OBE* 1938	J Trethowan 1974	A K Porteus 1994	A Widermanski 2008
R E Gatherer* 1939	W D Summers* 1974	R A Blake OAM 1995	D Somers 2008
Sir L P Gadsdon* 1941	I F Anderton 1975	C D Cook 1995	L Tilbury 2008
C Bader* 1946	D T Blackley 1975	W A Robertson* 1996	J Knight-Smith 2008
D G White OAM* 1946	C E Jarrott* 1975	J A Griffiths* 1997	A M Smith OAM 2009
E Jaggard OAM* 1948	W R Somerford* 1975	I D McRae 1997	G M King 2010
M H Becher OAM* 1949	R G Bennett JP 1979	R P Redfern* 1997	C J Gibbs 2010
A C Peacock* 1950	N G Lamb* 1979	A S Marshall 1998	N R Gibbs 2010
A E Prior* 1951	I D Scott OAM 1983	W H Amesz 2000	J F McCourt 2011
R A Elliot* 1951	W E Gaynor OAM 1985	R Welch OAM 2000	K C Jenner 2011
F T Haywood MBE* 1952	G G Russell* 1985	D D Shearer* 2001	R Buist 2013
A J Marks* 1956	G P Castieau* 1987	J King OAM 2002	G W Mumford 2013
R T Meadmore* 1956	D J Smith 1987	J E Burling OAM 2003	J Wright 2013
T H Johnstone* 1956	D R Rose 1987	W H Read* 2003	P Shipway 2013
D Molyneux* 1961	J C Wall* 1988	W W Fry OAM 2003	L Buchan 2014
J G Hatchett 1963	P J Bermingham OAM* 1989	E B Jones 2004	M Irwin 2015
H K Riley MBE, JP* 1963	D E Clark ESM 1989	J H Kitts 2004	M Thornton 2016
F J Thorne* 1964	R J Howard OAM 1990	B C Olson 2004	B Carthew 2017
C V Addison* 1965	E K G Jaggard OAM 1991	K Smith 2004	C Waugh 2017
R J Peacock* 1966	R G Roberts OAM* 1991	I D Vilkson 2004	
G M Brown OAM* 1969	J F Somers* 1992	T Snelling 2005	
E V Hofmaster* 1969	D H R Becker 1993	T Maybank 2007	

*Deceased

SPORTING HALL OF FAME

George Burton 1996	Richard Meadmore 2000	Robert Milne 2003	Bill Mattingley 2010
Ray Elliott 1996	Michael Cook 2000	John Leivers 2003	North Cottesloe Beach
Ron Fussell 1996	Bernie Kelly 2000	John Ryan 2003	Relay Team 2010
Neville Gliddon 1996	Donald Morrison OAM^ 2000	Dean Beament 2004	Michael MacDermott 2011
W F "Gus" Graham 1996	Kenneth Vidler^ 2000	Jeff Davidson 2004	James O'Toole 2011
Bruce Hutchinson 1996	Jack Hampshire 2001	Sam Law 2004	Carolyn Whiting 2012
Arthur "Danny" Kay 1996	Terrance Landwehr 2001	Denis Smith 2004	Renée McCabe 2012
Bruce McKenzie 1996	Deane Pieters 2001	Mark Nolan 2005	Willow Williamson 2012
Don Pass 1996	Jack Trail 2001	Gregory Mickle 2005	North Cottesloe J Crew^^ 2012
Warren Somerford 1996	Colin Vidler 2001	Eric Hoffmaster 2007	Natasha Leaversuch 2013
Alan White 1996	Leigh Buchan 2002	Robert Somerford 2007	Alicia Marriott 2013
Peter Hawkins 1999	Stan Jacks 2002	Frederick Annesley 2009	Alison O'Toole 2013
John Stringfellow 1999	Graham 'Tuppy' Lahiff 2002	Rod Baker 2009	Andrew Mosel 2014
John Wright 1999	Robert Watkins 2002	Simon Martin 2009	Ian Scott OAM 2014
Jack Alliss 2000	Michael Wright 2002	Peter Smith 2009	Fremantle Men's Beach
Ken Gathercole 2000	Ken Foster 2003	Brad Trotter 2009	Relay Team (1981-1992) 2017
Garry Hotchkin 2000	Richard Hartley 2003	Lindsay Bistrup 2010	

^ Elevated to Legend of the Surf status in 2012 ^^ Elevated to Legend of the Surf status in 2015

PATRONS

Chief Patron

Her Excellency, the Honourable
Kerry Sanderson AO
Governor of Western Australia

Patrons

The Honourable Mark McGowan MLA
Premier of Western Australia (March 2017 - current)
Leader of the Opposition (till March 2017)

The Honourable Colin Barnett MLA
Premier of Western Australia (till March 2017)

Vice Patrons

The Honourable Julie Bishop MP
Federal Member for Curtin

Ms Melissa Price MP
Federal Member for Durack

Mr Josh Wilson MP
Federal Member for Fremantle

The Hon. Michael Keenan MP
Federal Minister for Stirling

The Hon. Joe Francis MLA
Minister for Emergency Services, Corrective Services,
Small Business and Veterans

Her Worship Keri Shannon
Mayor Town of Cambridge

His Worship Brad Pettitt
Mayor City of Fremantle

His Worship Troy Pickard
Mayor City of Joondalup

Her Worship Marina Vergone
Mayor City of Mandurah

His Worship Barry Samuels
Mayor City of Rockingham

Councillor Giovanni Italiano JP
Mayor City of Stirling

Her Worship Tracey Roberts JP
Mayor City of Wanneroo

Mr Peter Watson JP MLA
Member for Albany

The Hon. Albert Jacob JP MLA
Member for Burns Beach

Mr Tony Krsticevic MLA
Member for Carine

The Hon. Sean L'Estrange MLA
Member for Churchlands

Mr Ian Blayney MLA
Member for Geraldton

The Hon. Rob Johnson JP MLA
Member for Hillarys

Mr David Templeman MLA
Member for Mandurah

The Hon. Liza Harvey MLA
Member for Scarborough

The Hon. Barry House MLC
Member for the South West Region

Councillor Ron Johnston
Shire President of Broome

Councillor Victoria Brown
Shire President of Esperance

NOTE: Vice Patrons listed are correct as of March 2017, prior to the 2017 Western Australia State General Election.

SLSWA SPORTING HALL OF FAME

The Fremantle Men's Beach Relay Team of 1981-1992 are the newest inductees to the SLSWA Sporting Hall of Fame.

During the 11-year period from 1981/82 to 1991/92, the team won the state Open Men's Beach Relay gold medal on ten occasions, plus one silver and scooped up an Australian Gold Medal (at Scarborough in 1987) along the way.

Included in this amazing run of victories was a World silver medal in 1998. Between them, the members, consisting of Adam Mills, Brian Troy,

Jeff Davidson, Mark Nolan, Mark Peters, Paul Nolan, Philip Hopkins, Richard Hickson, Robert Pickard, Rod Pavlovich and Scott Dennon, won 16 State and three Australian gold medals.

Team members have also been heavily involved in the coaching of the relay team and several state teams over this period and have made up the bulk of the beach component of successive WA state teams, all while contributing greatly as surf lifesavers generally.



FREMANTLE MEN'S BEACH RELAY TEAM OF 1981 - 92

LIFESAVING SERVICES




Saving lives is at the core of what we do. Our Lifesaving Services include a range of volunteer and paid services, delivered to the community based on service need and profile.

These essential and critical services are provided to mitigate the exposure of the beach going public to coastal hazards and risk and enable SLSWA to make a considerable contribution to communities throughout WA by enabling safer participation in coastal aquatic recreational activities; through the saving of lives and a focus on enhancing injury prevention.

VOLUNTEER BEACH PATROLS



109,430
PATROL
HOURS



5,016
PATROLLING
MEMBERS



17,730
PREVENTATIVE
ACTIONS



738
RESCUES



1,716
FIRST AIDS

SLSWA, through its clubs, coordinates volunteer surf lifesaving patrols at many of Western Australia's most popular accessible beaches during the surf lifesaving season October to April (exception is Broome which patrols May to October). During the 2016/17 season 5,016 volunteer surf lifesavers from clubs across Western Australia completed over 109,000 patrol hours.

While SLSWA volunteers perform many rescues when people get into trouble, they also play an active role in preventing potentially life threatening situations as well as regularly being called upon to administer first aid for a variety of situations including cuts & abrasions, heat stroke, marine stings and more serious spinal injuries.

The value of this community service performed by these everyday heroes is immeasurable!


130+ PATROL HOURS

NAME	CLUB	HRS
John Hodges	Port Bouvard SLSC	193
Jess Williams	Secret Harbour SLSC	177
Charlie Kavanagh	Cottesloe SLSC	177
David Reid	Trigg Island SLSC	166
Garry Williams	Secret Harbour SLSC	163
Rohan Pugh	Secret Harbour SLSC	154
Daniel Ramshaw	Scarboro SLSC	150
David Hounslow	Cottesloe SLSC	145
Ethan Stewart	Fremantle SLSC	145
Sarah McDonald	Coogee Beach SLSC	144
Nick Wagstaff	City of Perth SLSC	141
Evan Bunford	Sorrento SLSC	131
Natalie Godwin	Mullaloo SLSC	131
Anne-Marie Widermanski	Mullaloo SLSC	130

LIFEGUARD SERVICES



30,422
PATROL
HOURS



66
LIFEGUARDS



29,797
PREVENTATIVE
ACTIONS



309
RESCUES



1,826
FIRST AIDS

SLSWA is the largest provider of paid lifeguard services in WA, managed under contract for local or state government agencies. The past year saw new multi-year lifeguard contracts signed with City of Wanneroo, Town of Cambridge and the Town of Cottesloe. As of July 1st 2016, SLSWA successfully gained a 3-year contract for Cable Beach Lifeguard Service under the Shire of Broome. This has opened up opportunities to Broome SLSC members to further develop their skills and training and work as lifeguards for the dry season.

Cable Beach is now an addition to the year round patrol services at a number of key Western Australian beaches including:

- Middleton (Albany)
- Smiths Beach, Yallingup, Meelup and Bunker Bay
- Secret Harbour
- Mersey Point (Penguin Island)
- Cottesloe Beach
- City Beach
- Floreat Beach
- Sorrento, Hillarys and Mullaloo Beach
- Quinns Beach and Yanchep Lagoon
- The Basin (Rottnest Island)
- Cable Beach (Broome)

SURF LIFE SAVING CLUB BEACH PATROLS STATISTICS

CLUB	RESCUES	FIRST AIDS	PREVENTATIVE ACTIONS	PATROLLING MEMBERS	CLUB PATROL HOURS	LIFESAVER PATROL HOURS
Albany	0	19	804	121	173.75	2,328
Binningup	3	11	16	50	183.25	1,181.5
Broome	1	106	408	102	192	1,661.75
Busselton	68	106	408	66	118	1,348.25
Champion Bay	1	21	71	25	130	1,149.75
City of Bunbury	12	3	28	179	395.25	3,286.25
City of Perth	91	89	2,276	330	577.75	6,206.25
Coogee	4	266	496	219	418.5	6,748.25
Cottesloe	44	142	1,014	308	638.25	6,826.5
Dalyellup	0	2	10	33	89.5	620.5
Denmark	2	1	86	74	193	1,398.5
Dongara Denison	6	2	1,013	20	108.5	600.5
Esperance	20	4	139	63	188.75	1,597.5
Floreat	32	47	984	198	390.75	4,243.5
Fremantle	6	61	248	436	579.5	9,314
Geraldton	39	30	2,398	88	147.75	1,710
Mandurah	7	25	186	57	168.5	2,306.5
Mullaloo	26	109	427	450	680.5	9,653.75
North Cottesloe	5	36	757	551	1,085.75	9,351.75
Port Bouvard	20	12	247	82	197.5	2,639.5
Port Walcott	1	0	0	21	34.5	182.75
Quinns Mindarie	9	108	238	99	421.5	2,779.75
Scarboro	66	115	801	251	553.5	6,059.75
Secret Harbour	79	42	1,141	176	567	4,869.75
Smiths Beach	0	0	0	1	6	6
Sorrento	26	139	734	412	679	9,593.5
Swanbourne Nedlands	5	36	830	215	524	3,930.75
Trigg Island	116	173	1,734	351	521.5	6,912
Yanchep	49	11	236	38	97	923.75
Total	738	1,716	17,730	5,016	10,060.75	109,430.5

LIFEGUARD PATROLLED BEACH STATISTICS

LIFEGUARD POSITIONS	RESCUES	FIRST AIDS	PREVENTATIVE ACTIONS	ORDINANCE CONTROL	BEACH PATROL HOURS	LIFEGUARD PATROL HOURS
Albany (Middleton Beach)	4	15	405	10	308	458
The Basin	14	298	1,238	652	551.5	991
Broome (Cable Beach)	12	22	4,072	-	848	2,299
Bunker Bay	3	47	1,146	779	576	1,162
City Beach (Lifeguard+Roving)	89	132	4,878	3,460	3,340	6,281
Cottesloe	4	359	3,057	3,680	2,220	3,328
Floreat	9	27	545	393	1,167	1,048
Hillarys	3	154	509	615	542	1,034
Meelup	19	135	2,399	1,009	576	1,162
Mullaloo	2	178	1,339	1,683	1,184	2,168
Penguin Island	51	7	831	329	582	1,004
Quinns Mindarie	1	68	473	311	435	890
Secret Harbour	28	29	1,569	842	925	1,670
Smiths Beach	8	83	1,993	456	357	724
Sorrento	7	95	1,158	1,993	1,608	2,134
Wanneroo Roving	0	0	358	21	896	896
Yallingup	42	90	2,222	504	2,133	724
Yanchep	13	87	1,605	1,298	1,189	2,469
Total	309	1,826	29,797	18,014	19,437.5	30,442



Photo credit: Shire of Broome

SUPPORT OPERATIONS

SLSWA's Support Operations compliment and provide direct or remote support to Surf Life Saving Clubs, SLSWA Lifeguard services, hazard management agencies and local community emergency management groups within the emergency management sectors.

SLSWA Support Operations comprise the following groups:



WESTPAC LIFESAVER RESCUE HELICOPTER SERVICE



SHARK SIGHTINGS

- 90 Metro
 - 243 South West
-
- 333 TOTAL



PATROL HOURS

- 451.6 Metro
 - 454.5 South West
-
- 906.1 TOTAL



DIRECT WARNINGS*

- 64 Metro
 - 87 South West
-
- 151 TOTAL



NUMBER OF PATROLS

- 445 Metro
 - 345 South West
-
- 790 TOTAL



KM's PATROLLED

- 50,182 Metro
 - 50,504 South West
-
- 100,686 TOTAL



PREVENTIONS*

- 1,463 Metro
 - 919 South West
-
- 2,382 TOTAL



SEARCH & RESCUE TASKS

- 37 Metro
 - 7 South West
-
- 44 TOTAL

The Westpac Lifesaver Rescue Helicopters play a crucial role in coastal safety and identifying emergencies. Manned by paid and volunteer crew - providing an opportunity for lifesavers to transfer their skills from the beach to the air - the highly trained crews are on the lookout for people in distress, incidents on beaches, rip currents and marine life, including sharks.

SLSWA operates two helicopters providing coverage to the Perth metropolitan area and the South West of WA. Based out of Rous Head, Fremantle, the metro service operated from 3 September 2016 – 30 April 2017, conducting coastal surveillance patrols and search and rescue missions in the greater Perth metro area, from Mandurah in the south to Yanchep in the north.

The South West service, based out of Busselton, operated from 24 September 2016 - 30 April 2017, with a focus on providing coastal surveillance patrols and conducting search and rescue missions on weekends, public holidays and school holiday periods over popular coastal destinations.

Mention must be made of Westpac, the State Government, and Tim Roberts, whose ongoing support ensures the sustainability of this important service.

*Direct Warnings - Helicopter sounds alarm (and may use public address system) to warn of imminent danger.

*Preventions - the number of people exiting the water due to the issuing of a Direct Warning.



HELI SEARCH AND RESCUE MISSION SAVES THREE LIVES

On Tuesday 27 December 2016 the Westpac Lifesaver Rescue Helicopter was on patrol when it was alerted by the Water Police of a vessel overturned near James Service Reef, Mandurah, with three people in the water.

Conditions at the time were treacherous with 70 - 80km/hr winds and a large swell combining to create large waves and heavy seas.

After nearly thirty minutes of searching, the helicopter located the upturned vessel with three persons clinging to the hull, some five kilometres offshore. The crew determined that it would take some time for rescue vessels to reach the location due to the sea state; and were concerned about the ability of the survivors to stay with the upturned vessel.

Volunteer Rescue Swimmer Dave Reid was deployed into the water to help the weakest of the survivors until Water Police arrived. The crews were then faced with the difficult challenge of getting the survivors onto the rescue vessels, severely hampered by rough seas.

All three men were rescued and conveyed back to Mandurah where they were treated for hypothermia and exhaustion. The vessels skipper, Joe Buters, stated that the men had been in the water for several hours and it was only a matter of minutes before the outcome could have been disastrous. He praised the Westpac Lifesaver Rescue Helicopter crew, particularly Dave Reid, for their skill in both locating the vessel and then entering the water to provide assistance.

WESFARMERS LIFESAVER JET SKI TEAMS



2,450
PATROL
HOURS



155
JET SKI
OPERATORS



775
PREVENTATIVE
ACTIONS



168
RESCUES



11
FIRST AIDS



33
NO. OF RWC RESPONSES
TO CALL OUTS

The Wesfarmers Lifesaver Jet Ski Teams assist surf life saving beach patrols and other emergency response agencies by providing coastal surveillance and performing search and rescue missions. The Wesfarmers Lifesaver Jet Ski teams cover a large amount of the Western Australian coastline from Broome in the north right through to Esperance in the south.

In 2016/17, to assist in meeting the growing demands of providing lifesaving services on WA's beaches, SLSWA introduced a new program to enable clubs to integrate a jet ski into their local club patrol operations. This resulted in eight clubs gaining an endorsement, further spreading the footprint of SLSWA jet ski services and bringing the total number of jet ski operators to 155.

Another important aspect of the jet ski teams is to build SLSWA's training and assessment capacity. 2016/17 saw three new probationary assessors, and one new trainer, certified. These trainers and assessors are integral to the recruitment of new jet ski operators as well as the ongoing training and development of current operators. Thanks to Wesfarmers for their ongoing support of the jet ski teams.



SUPPORT OPERATIONS

SURFCOM

As the State Operations Centre, SurfCom provides communication and coordination support to SLSWA's lifesaving services. The range of supporting services includes 13SURF tasking, media coordination, TrackPlus and distress monitoring (Aviation and Jet Skis), incident logging and recording, monitoring of the Emergency Rescue Communications Network and call taking and dispatching. In addition, SurfCom is also able to provide frontline services with ready access to information such as operational procedures and local laws, and acts as a key conduit between external lifesaving and emergency service agencies that require incident response.

SurfCom also plays a pivotal role in beach safety messaging through the live public updates provided via Twitter and the BeachSAFE App which include notifications of beach closures, shark sightings, and general coastal safety advices.

13SURF AND ST JOHN AMBULANCE FIRST RESPONDER PROGRAM

The 13SURF number, manned by SurfCom operators, Duty Officers and SLSWA staff, is an Emergency Services hotline which provides a single point of contact for all emergency response agencies to request and receive assistance from surf life saving members and assets.

Surf life saving services participate in the St John Ambulance First Responder Program. Via 13SURF St. John Ambulance can request the immediate assistance of available surf life saving resources when a serious medical incident is taking place on or near to the beach while an ambulance is on route.

Over the 2016/17 season, 67 calls to 13SURF were received which resulted in surf life saving services being activated.

DUTY OFFICERS

Appointed by SLSWA, Duty Officers perform a key leadership role throughout the patrolling season including 24/7 operations communication and coordination and external liaison in response to coastal emergencies. Duty Officers have access to training and development courses in Media, Marine Search and Rescue on Scene Controller and Australasian Inter-Service Incident Management Systems (AIIMS) to ensure they are appropriately equipped to respond to incidents as requested and to represent SLSWA in critical incidents and media relations.

EMERGENCY & RESCUE COMMUNICATION NETWORK (ERCN) UPGRADE

This significant three-year partnership with BHP Billiton has now completed its third and final year with the successful installation of digital mobile radio communications equipment at strategic locations throughout the metropolitan, south west and great southern regions of the State.

The ERCN has successfully improved the operational footprint of surf lifesavers, providing radio communications where previously there were limited or no communications available; thus providing a quicker response both to and from our surf lifesavers in an emergency. The GPS locating device on every radio also ensures that SurfCom can have visibility of SLSWA resources, and importantly provide a safety net should a member require assistance.



LIFESAVER

CONTINUOUS IMPROVEMENT

With a commitment to continuous improvement, SLSWA has delivered projects throughout the year designed to improve the opportunities and operational outcomes for surf life savers. These included:

TIER 2 JET SKI PROGRAM

The Tier 2 Jet Ski Program was developed to provide clubs with the opportunity to integrate a jet ski into their club patrol operations resulting in an improved ability to access and utilise equipment that will assist them in the delivery of lifesaving services appropriate to the situation and conditions, enhancing safety outcomes for both club members and beach users. The program was also designed to provide SLSWA volunteer patrol members with improved pathways for training and development within surf life saving, and emergency services.

In its first year of implementation, eight clubs were successfully endorsed into the program.

DRONE PATROL TRIAL



430
PATROL
FLIGHTS
CONDUCTED



256
PATROL
HOURS

Under a State Government funded initiative, SLSWA conducted an operational trial to test the use of small drones in a surveillance capacity.

The purpose of the trial was to determine whether the drones were able to be integrated into SLSWA's existing lifesaving resources and networks; whether the technology could be implemented as a low cost initiative across the range of beach patrol and community events on WA beaches; and whether it was an initiative that could be suitably mobile to be deployed where required such as at community events, beyond flagged patrol areas, during abalone fishing periods, and potentially even during off season (winter periods).

As part of the trial, SLSWA surveyed beach users in regards to the use of drones with responses overwhelmingly positive:

- 82% of public say they feel safer recreating at a beach with drone surveillance.
- 92% of beach users feel the use of drones' increases lifesavers ability to spot swimmers in distress.
- 92% of beach users feel the use of drones increase their ability to spot rip currents and other coastal hazards.
- 94% of beach users feel the use of drones' increases lifesavers ability to spot sharks and other marine life.

OBSERVATION TOWERS

Initiated in the 2014/15 season, the introduction of the trial observation towers into the beach environment has proved successful in improving operational outcomes for surf lifesavers.

SLSWA has been in consultation with various stakeholders in providing locally designed and manufactured towers with a scope of works document developed outlining the form and function observational towers need to meet to enhance beach management practices by SLSWA surf lifesavers, all while improving beach safety outcomes.

SLSWA is working with Local Government and Land Managers to facilitate this project from concept to practical delivery and is aiming to have towers on selected beaches in 2018.



14 BEACHES
11 METRO AND 3 SOUTH WEST
along with open water swim events
and abalone fishing periods.



Results from the trial were extremely positive with SLSWA exploring opportunities to expand this program through both clubs and the Support Group structure.



LIFESAVING SERVICES

An aerial photograph of a crowded beach. The water is a deep blue, and the sand is light-colored. Many people are visible in the water, some standing and some sitting. The beach is also crowded with people. In the background, there are buildings and trees on a hillside.

ABALONE DIVER RESCUED

On the Sunday 6 November 2016, the first abalone fishing day of the 2016/17 season, a member of Sorrento SLSC, was on duty as an Inflatable Rescue Boat (IRB) driver when, along with an on-duty jet ski, responded to an incident where a diver was observed floating face down in the water.

Negotiating exposed reef between Mettams Pool and North Beach, with breaking surf, the lifesaver manoeuvred the boat to enable his crew to assist the jet-ski driver and lifeless diver into the boat. As they commenced CPR, he endeavoured to negotiate passage back to the shore.

Seeing the rocks that separated them from the beach, and aware of the risk of dumping waves, the IRB driver stopped the engine, going over the side of the boat to push and steer the vessel from the stern, manhandling the boat over the exposed reef in heavy surf, putting himself in the line of danger from the sea, rocks and the boat, to facilitate the continuation of resuscitation in the boat.

Once ashore, he assisted the crew member and jet-ski driver with cardiac compressions for 45 minutes before emergency services arrived to stabilise the diver.

LIFESAVING SERVICES

ABALONE FISHING PATROLS

Recreational abalone fishing in WA's West Coast Zone is the world's shortest licensed fishing period; open for a total of only 5 hours each season. It is also one of the most dangerous licensed fishing activities, seeing thousands of abalone fishers descending on inshore reefs around metropolitan beaches during the one hour periods, relying upon SLSWA and its members to provide critical prevention and rescue services.

This season SLSWA members completed nearly 1000 preventative actions and 49 rescues. Tragically, one death still occurred and, were it not for the services rendered by SLSWA members, the loss of life would likely be much higher. A mention must go to members from Secret Harbour, Sorrento, Mullaloo and Yanchep Surf Life Saving Clubs for their commitment and contribution through the abalone season.

SLSWA is in consultation with the State Government around the development of strategies and changes that will contribute to a safer fishing experience for participants while further protecting and keeping surf life saving members safe.

SHARK MITIGATION STRATEGY

SLSWA developed the first comprehensive review and gap analysis of WA's approach to shark mitigation. Documented and presented to the State Government, the Shark Mitigation Strategy tabled thirteen recommendations that further develop current initiatives; or provide pathways for the resourcing and implementation of new initiatives. The strategy is underpinned by six distinct phases including:

1. Research and Development
2. Education and Awareness
3. Surveillance
4. Communication
5. Preventative Action; and
6. Emergency Response

Each phase of the strategy contains several overlapping initiatives, which have been included in the strategy on the basis that:

1. No single initiative, applied in isolation is fail safe
2. Each initiative is tried and proven
3. Each initiative represents the most efficient use of finite budgets and resources
4. Each initiative utilises the capabilities of SLSWA's existing lifesaving resources and networks.

With the election of a new State Government, SLSWA were extremely pleased to have its service agreement with the Government renewed for a further two years, allowing for the provision of initiatives that are key components of the Shark Mitigation Strategy.



ABALONE FISHING PATROLS




SURF SPORTS

2017


**BERNIE KELLY
MEDALLIST**

**JACKSON
SYMONDS**

Surf sports play a pivotal role in the surf lifesaving movement and are unique in that, unlike any other sport, their intent is to aid in developing the skills necessary to carry out surf lifesaving's core purpose, saving lives on our beaches. Every year thousands of SLSWA members use their lifesaving skills in a competitive sporting environment.



5,315
NIPPER
CARNIVAL
ENTRIES



7,146
SENIOR
CARNIVAL
ENTRIES



54
SURF SPORTS
EVENTS



228
VOLUNTEER
OFFICIALS



146
VOLUNTEER
COACHES



240
VOLUNTEER
AGE GROUP
MANAGERS

Following on from an extensive review of SLSWA's surf sports over the previous year, the 2016/17 season saw a trial of modified discipline-specific events and varying programs, tested at both a nipper and senior level, with new initiatives including:

- Amalgamation of pre-season and premierships series events into a single premierships series;
- Separate water and beach carnivals;
- Standardised carnival layouts and programs;
- Carnivals held at an increased number of club locations;
- Carnivals held on both Saturdays and Sundays.

Participation results included a 2% increase in member participation; 26 clubs participating; and 15 clubs recording increased relative participation in both nipper and senior competition.

A post-season review of the new initiatives was conducted with the result that several initiatives will be continued in the 2017/18 season and others discontinued based on member feedback.



KEY EVENTS & ACTIVITIES

The sporting event portfolio included a full calendar of events across the year including;

NIPPER SPORT		
EVENT	ENTRIES	CHAMPION CLUB
SunSmart Nipper Pool Rescue Series	477	Trigg Island SLSC
SunSmart Nipper Carnivals	3,819	Trigg Island SLSC
SunSmart Nipper Country Championships	183	City of Bunbury SLSC
SunSmart WA Nipper Surf Life Saving Championships	836	Trigg Island SLSC
YOUTH/SENIOR SPORT		
EVENT	ENTRIES	CHAMPION CLUB
IRB Competition	567	Fremantle SLSC
SunSmart Senior Pool Rescue Series	384	Mullaloo SLSC
SunSmart Board Riding Championships	82	Trigg Island SLSC
SunSmart Endurance Championships	174	Trigg Island SLSC
Navy Surf Boat Series	617	North Cottesloe SLSC
SunSmart Coastal Relay	212	Public Participation Event
SunSmart Premiership Series	3,105	Trigg Island SLSC
SunSmart Lifesaving Championships	127	City of Perth SLSC
SunSmart Country Championships	192	City of Bunbury SLSC
SunSmart WA Masters Surf Life Saving Championships	383	North Cottesloe SLSC
SunSmart WA Senior Surf Life Saving Championships	893	Trigg Island SLSC

KEY EVENTS & ACTIVITIES

NATIONAL SURF SPORTS REVIEW

Throughout the 2016/17 season progress on the National Surf Sport Review continued with the overall goal of removing barriers to participation. In May 2017 SLSA President, Graham Ford AM, announced that the following key initiatives were being progressed through the National Advisory Chairs and the associated Advisory and Management Committees with the aim of implementation prior to the commencement of next season.

1. Develop a clearer pathway for the transition from Surf Rescue Certificate (SRC) to Bronze Medallion.
2. Develop an easier pathway for returning members.
3. Include the option for Bronze Medallion candidates to undertake the IRB Crew award during Bronze Medallion training.
4. Allowing new members to compete in non-championship competition, prior to the gaining of SRC or Bronze Medallion, utilising the existing Policy 1.02 "come and try" with a water proficiency requirement and agreed time to complete the award.
5. Implement a patrol exemption for Junior Activity Members (SRC).
6. Delegation of the annual award requalification process to Patrol Captains under the supervision of the Club Assessor.
7. Simplification of the current policy 5.4 and guideline to give clarity to the membership.
8. Full review of the Bronze Medallion curriculum to ensure the content being delivered is relevant to what is required of our frontline Surf Lifesavers.
9. Australian Championships review involving investigation of additional enhancements for the Aussies and including the creation of a multi-disciplined Athlete Panel to help inform the decisions of the Safety Emergency Committee and open engagement with Team Managers in decisions.
10. Review of the framework for composite teams to participate in Surf Sport.



WESTERN SUNS STATE TEAMS

The Interstate Championships provide Australia's best Surf Sport athletes an opportunity to represent their State in a range of disciplines and showcase their skills in elite competition.

In 2016/17 SLSWA once again provided over \$100,000 in financial support enabling its four Western Suns representative teams, including athletes, coaches and support staff, to travel interstate to compete in IRB, Pool Rescue, Surf Boat and Ocean/Beach Championships.

The **Western Suns IRB Team**, consisting of Mullaloo SLSC competitors, travelled to Mollymook, NSW in July 2016 with the team securing a 5th place overall finish, demonstrating Mullaloo's depth of talent and commitment to IRB Racing throughout the season.

The **Ocean/Beach Team** competed at Alexandra Headlands in January 2017 demonstrating their consistency with another 3rd place finish with a combined open and youth team score of 229 points, behind NSW (287) and top-placing QLD (297). With many close finishes in the water and on the beach, the team events were where the Western Suns showed their strength, taking out three of the four beach relays.

The **Surf Boat Team**, comprised of crews from North Cottesloe and City of Perth SLSC's battled challenging surf and weather conditions at the 2017 Interstates, coming home in 3rd place overall on 82 points, just 2 points behind second placed QLD (84) with NSW the victors on 91 points.



Finally, the **Western Suns Pool Rescue Team** competed on the Gold Coast in August 2016 at the Australian Pool Rescue Championships. Finishing in 3rd place, just 8 points behind New South Wales and more than 145 points ahead of 4th placed Victoria, this was the team's best performance in pool rescue to date.

Congratulations to all athletes, coaches and support staff who were selected for, and took part in these important representative team opportunities. Thanks also to SLSWA's apparel partner Engine who kites out the Western Suns teams, ensuring they look slick and professional as they represent WA at the pinnacle of their sport.



SLSWA OPEN ELITE TEAM

In a first, this season also saw the establishment of a **Western Suns Open Elite Team**, a selection of SLSWA's elite athletes and surf boat crews, who were provided with financial support enabling them to participate at national level competitions on the east coast including the Summer of Surf Series and the Ocean Thunder Series for Surf Boats.

Standout athlete results included Jayde Hardstaff (City of Perth SLSC) placing 7th overall in the Board Series and 16th in the Run-Swim-Run, Jade Mickle (City of Perth SLSC) finishing 11th in the Swim Series and 5th in the Run-Swim-Run, Thomas Nolan (North Cottesloe SLSC) with a 13th in the Beach Flags and 15th in the Beach Sprints, and Tegan Maffescioni (North Cottesloe SLSC) also 15th in the Beach Sprints Series.

SURF SPORTS



SUNSMART WA SURF LIFE SAVING CHAMPIONSHIPS

The SunSmart WA Surf Life Saving Championships comprise a range of disciplines which kick off in the winter months with board riding, pool rescue and IRLB competitions, before continuing through the summer with the beach and ocean events which culminate with the Masters, Country, Senior and Nipper Championships, hosted at various venues across three weekends in February/March.

Pool Rescue is a growing discipline with over 320 nippers, senior and masters competitors vying for medal honours over two full days of action packed competition held at HBF Stadium. Standout performers included Wesley Gould and Jake Smith of Mullaloo SLSC who traded positions across multiple events finishing with 5 individual golds and 5 individual silver championship medals in the Under 19 division, as well as pairing up to earn numerous U19 and Open team medals and points for their club.

Mullaloo SLSC hosted the 2017 SunSmart WA Masters and Country Championships over the weekend of 25-26th February and SLSWA thanks them for their support over a

very hot weekend. The City of Bunbury SLSC won the Country Championships Banner for a remarkable 23rd consecutive year with Albany SLSC earning the Handicap Banner for the 2nd consecutive year. For the first time North Cottesloe won the Masters Championships overall point score ahead of Trigg Island who have been dominant in recent seasons.

With nearly 900 athletes from 23 clubs, and over 50 officials, Trigg Beach was the place to be over the March long weekend as it played host to the 2017 SunSmart WA Senior Surf Life Saving Championships, bringing WA's best surf sports athletes together for some fierce competition.

Congratulations to Jackson Symonds (Sorrento SLSC), recipient of the Bernie Kelly Medal presented at the 2017 SLSWA Awards of Excellence, for being the most outstanding competitor at the Senior Championships, finishing the March weekend with gold medals in all three competitive Open Beach events of Sprints, Flags and the Beach Relay.

The following weekend was the nippers turn as nearly 850 U10-U13 nippers took to the sand and surf to contest the

SunSmart WA Nipper Surf Life Saving Championships. The championships kicked off with the Beach Flags battled out under lights in the Scarborough Beach amphitheatre on Friday evening, making for a fantastic atmosphere for the young athletes. Unfortunately, thunderstorms halted competition early on Sunday however it was pleasing to see wonderful displays of sportsmanship and comradery as athletes encouraged and cheered for each other across a weekend that saw many outstanding performances.

Congratulations to the 2017 SunSmart Nipper Age Champions - awarded to those athletes who accumulated the most gold medals, with a weighting on individual events:

SUNSMART NIPPER AGE CHAMPIONS

CATEGORY	NAME	CLUB
U/10 Female	Nelli Johnson	Trigg Island SLSC
U/10 Male	Thomas Dreverman	Fremantle SLSC
U/11 Female	Megan McCaffrey	North Cottesloe SLSC
U/11 Male	Zachary Mills	Trigg Island SLSC
U/12 Female	Alice Williams	City of Perth SLSC
U/12 Male	Liam Pizzirani	Fremantle SLSC
U/13 Female	Maisy Redden	Mullaloo SLSC
U/13 Male	Lucas Wilson	Sorrento SLSC

SPECIAL THANKS

These Championship events do not happen without the support of many people, especially the support of our WA Championships naming rights partner, Healthway, promoting the SunSmart message. Healthway have long been an important supporter of SLSWA's surf sports program with the particularly relevant message of being SunSmart! Thanks also to the host of officials, referees and announcers who did a great job over the various weekends with long hours on the beach and, of course, to Mullaloo and Trigg Island SLSC's for hosting these fantastic events.

SUNSMART WA
2017 SURF
LIFE SAVING
Champs



KEY EVENTS & ACTIVITIES

THE AUSSIES

The 2017 Australian Championships comprising the Youth, Masters and Open carnivals, collectively known as The Aussies, took place in Queensland at the end of March 2017. While the youth and masters events ran as scheduled, the arrival of Tropical Cyclone Debbie and its accompanying devastation meant significant disruption to - and cancellation of - many events in the open carnival.

The Youth Championships, held the weekend of 25 - 26 April 2017 at North Kirra, Queensland saw WA athletes step up with some impressive performances. Hannah Jones (Scarboro SLSC) won gold in the U15 Female 2km run event while WA duo of Ben Waterman (Sorrento SLSC) and Zachariah Coleman (Fremantle SLSC) finished with gold and silver in the U15 Male 2km run. Jaxon Hayden (North Cottesloe SLSC) won silver in the U14 2km Beach Run, Laura McEwan (Denmark SLSC) earned an impressive silver medal in the U15 Female Beach Flags and Cristian Sayers (Sorrento SLSC) won bronze in the U15 Male Beach Sprint. Will Savage (Trigg Island SLSC)

entered the Aussies ranks with an impressive run finish, earning a gold medal in the U14 Male Ironman.

Following on from the youth competition, masters' athletes took centre stage with some testing conditions out on the water. John Lishman (North Cottesloe SLSC) pocketed double gold with a win in the 2km beach run backed up with a gold in the Ski Race. Sorrento SLSC took home a number of gold while fellow clubbie Leanne Lewis took gold in the Ski Race. 'Beachies' super coach Jenny Plint improved on last year's silver in the Beach Sprint with the gold, while Scarboro's Jose Desfosses also took gold in the 1km Beach Run and Warren Jones (Scarboro SLSC) took 1st in the Rescue Tube race, showing significant improvement on last year's 6th place finish.

Trigg Island SLSC traditionally produce successful ski competitors on the Aussies stage and Carolyn Ryan continued this tradition bringing home gold in the Single Ski Race.



MASTERS



BEN WATERMAN

Photo credit:
Surf Life
Saving
Australia.

SURF SPORTS

Success also came WA's way in two Board Rescue events with Cottesloe's Stanley Davies and Robin Slattery teaming up for gold, while Tracey Shaw and Fionna Carroll (Fremantle SLSC) were also triumphant in their age group.

In the Open Championships, WA State Champion and Bernie Kelly medallist Jackson Symonds (Sorrento SLSC) overcame injury, making his third Aussies Open Beach Sprint title win all the sweeter. Sharing the podium was Tom Nolan with bronze in the Sprint and silver in the Beach Flags. Charlie Rigby (Sorrento) won the U19 Sprint ahead of club-mate Caleb Paulus, also taking bronze in the U19 flags. North Cottesloe's Emily Wray won the U19 Female 2km Beach Run while City of Perth's Open Female Beach Relay team earned an impressive bronze medal as did North Cottesloe's U23 March Past team.

Out on the water, the surf board riding competition got in early before the weather took a turn with Cottesloe's Jarrad Davies taking out gold in the Open Longboard event after placing second the previous year. City of Perth athletes Max Anderson Loake and Talia Jakubans earned a silver and bronze respectively in the Champion Lifesaver event.


Congratulations to all those athletes who had the opportunity to compete. We of course now look forward to the 2018 Aussies which will be coming back to Scarborough Beach. Expected to attract in excess of 10,000 competitors, officials, coaches and supporters to Western Australia, this will be an exciting opportunity for WA athletes to race on home soil against the best in the sport.



2017 AUSSIES OPENS MEDAL TALLY:



2017 AUSSIES MASTERS MEDAL TALLY:



2017 AUSSIES YOUTH MEDAL TALLY:



AUSTRALIAN LIFE SAVING TEAM

Congratulations to Jackson Symonds (Sorrento), Jake Smith (Trigg Island) and Tom Nolan (North Cottesloe) for their selection into the Australian Lifesaving Team. Jack Musika (Coogee Beach), Callan Smith (Trigg Island), Macarah Mallis (Sorrento) and Sydney Rafferty (Sorrento) were also selected in the Australian Youth State Shadow Squad ahead of the World Championships being held in Adelaide in 2018.



MEMBER SERVICES




6,522

**TOTAL NIPPER
MEMBERS**



398

**TRAINERS &
ASSESSORS**



2,429

**MEMBER
AWARDS**



775

**NEW BRONZE
MEDALLIONS**

Here in Western Australia, surf life saving continues to grow its footprint with 31 clubs, all the way from Broome and Port Walcott in the north to Albany and Esperance in the south; all of which play an integral role in keeping Western Australia's beaches safer for the community.

As the largest volunteer movement of its kind in the world, surf life saving relies on its members as its most important resource and the backbone of the movement.

TRAINING & DEVELOPMENT

Throughout the year SLSWA provides a range of opportunities for members to develop not only their surf awareness and rescue skills, but also skills in leadership and management, that aim to both enhance their experience in surf life saving and also have application in their day to day jobs and lives outside of surf lifesaving.

NIPPERS PARTICIPATION

Surf Life Saving's successful club based "Nippers" Program, teaching surf education to 5 - 12 year olds, continues to enjoy high popularity. In the 2016/17 season SLSWA introduced a new Nipper Curriculum which provided fifteen weeks of structured lessons incorporating surf sports skills, individual safety, lifesaving and surf awareness components. 6,522 Nippers enrolled in the program, with each age group having clear outcomes to be achieved by the end of the season. Over 90% of those enrolled achieved the outcomes and were awarded the appropriate age group certificate.

Following on from the inclusion of U/10 Nippers in WA's interclub surf sports competition in the 2015/16 season, the 2016/17 season continued to see an increase in the number choosing to compete at the inter-club level, which is very promising for the future of the sport.

KELLOGG'S NUTRI-GRAIN ATHLETE NIPPER CLINIC

Once again SLSWA brought some of Australia's best surf sports athletes to WA to host a Nippers clinic. This year's free clinic, with Max Beattie and Elizabeth Pluimers, ran in conjunction with the SunSmart WA Nipper Surf Life Saving Qualifier at Trigg Beach in February and saw nearly 300 excited Nippers attending, learning a range of skills including water starts, catching waves and finishing races, with two of Australia's best.

Members of the Western Suns state teams were also on hand to assist in a coaching role. Following the clinic, everyone headed up to the Trigg Island Surf Club for a sausage sizzle and autograph signing session providing a fun and engaging activity.

OUR CLUBS

CLUBS	YEAR EST.
Cottesloe SLSC	1909
City of Bunbury SLSC	1915
North Cottesloe SLSC	1918
City of Perth SLSC	1925
Scarboro SLSC	1928
Geraldton SLSC	1930
Swanbourne Nedlands SLSC	1932
Fremantle SLSC	1934
Floreat SLSC	1948
Trigg Island SLSC	1954
Albany SLSC	1956
Denmark SLSC	1958
Sorrento SLSC	1958
Mullaloo SLSC	1960
Secret Harbour SLSC	1981
Quinns Mindarie SLSC	1982
Broome SLSC	1988
Esperance Goldfields SLSC	1990
Yanchep SLSC	1991
Mandurah SLSC	1996
Binningup SLSC	2002
Champion Bay SLSC	2003
Coogee Beach SLSC	2003
Dongara Denison SLSC	2003
Margaret River SLSC	2003
Dalyellup SLSC	2004
Port Bouvard SLSC	2004
Busselton SLSC	2008
Smiths Beach SLSC	2011
Port Walcott SLSC	2015
Alkimos SLSC	2017



MEMBER SERVICES



COACH & ATHLETE DEVELOPMENT CAMP GERALDTON

YOUTH ENGAGEMENT

SLSWA offers a range of activities at a state and club level designed to engage its youth members with the overall aim of providing ongoing pathways through the surf lifesaving movement. Programs such as the Youth Involvement Program (YIP's), delivered at various clubs, enable participants to learn skills across a range of surf lifesaving activities.

Together with the traditional Rise-Up and TOAD Camps, this season SLSWA introduced the very first CAD (Coach and Athlete Development) Camp. Specifically targeting 13 - 16 year olds who wish to enhance and develop their surf sports skills under the tuition of some of the state's top level coaches, the inaugural CAD Camp was held in Geraldton in December 2016 with forty-three participants attending – a fantastic outcome for the inaugural camp.

In January 2017, thirty-four 15 & 16 year olds attended the four day Rise - Up Camp in the state's south-west at the Pemberton

Camp School. Attendees participated in a variety of activities including rafting, canoeing, mountain biking and orienteering. For most, the best part of the camp was meeting people from other clubs and having the opportunity to work with them on the various activities.

The TOAD (Teamwork, Opportunity and Development) Camp for 13 & 14 year olds was held in January on Rottnest Island with sixty-nine attendees participating in a range of activities including cycling, The Great Rotto Race, snorkelling, team building and attaining their Radio Operators Certificate.

SLSWA are committed to improving and enhancing these programs through working with the key stakeholders, being clubs and the youth members themselves. SLSWA also take this opportunity to say a big thank you to the Scottish Masonic Charitable Foundation who generously support these camps.

MEMBER SERVICES

SLSA NATIONAL LEADERSHIP COLLEGE

The Surf Life Saving Australia National Leadership College is a week-long intensive training course designed to guide participants to finding their own leadership style and aid them in developing skills and capabilities that will enable them to play a key role in the future of the surf life saving movement. Held in Sydney in February, SLSWA were represented by five members including Ben Whitehurst (Scarboro), Liam Burke (Fremantle), Sarah Green (Fremantle), Jack Palmer (Fremantle) and Blair Walkington (Geraldton).

ADVANCED LIFESAVING CAMP

SLSWA's inaugural Advanced Lifesaving Camp saw twenty participants from across WA take part in a range of training exercises on the beaches of the south west in March 2017.

The camp was developed to provide an avenue for suitably qualified members to improve upon their physical lifesaving skills and expose them to further opportunities available in lifesaving services such as becoming a rescue diver with the Westpac heli team, a member of the Wesfarmers jet ski crews or a lifeguard.

Fully subsidised by SLSWA, activities covered over the weekend included new skill sets such as rock rescues, jet ski crewing and complex rescues as well as classroom based activities such as first aid training using the major bleeds trauma kit and additional spinal management training.

Through the introduction of these skill sets, members were placed out of their comfort zone and were guided through the more advanced training. Not only does this training allow members to gain a better understanding of their current capabilities, it also exposes them to further pathways in surf life saving and teaches knowledge and skills they will be able to pass on to other members of their clubs.

“developing skills & capabilities that will enable them to play a key role in the future of the surf life saving movement....”



PATROL CAPTAIN CONFERENCE

The Patrol Captain's Conference provides an opportunity for Patrol Captains and Vice Captains from around the state to come together to share experiences and learn from professionals and peers.

For the first time, 2017 saw the move of the Conference to post season which enabled participants to share experiences from the season while they were still fresh, as well as learn from subject experts including Michael Tunnecliffe (Critical Incident Support) and Peter Trivett (Water Police – Critical Incident Briefing).

This year saw more than 40 attendees representing 19 clubs with an increase in attendance from our regional services, and feedback received from those that attended, confirming the event was a success.



MEMBER SERVICES



CLUB COMPLIANCE AND GOVERNANCE

SLSWA continues to provide support and guidance to clubs, through its corporate services department, to assist them in ensuring their policy, procedures and governance requirements are current and robust. Over the past year this included the development and provision of a new Constitutional Template as well as the delivery of a number of workshops, facilitated by the Australian Institute of Company Directors, to assist club directors with

compliance and governance requirements through the development of sound policy and process.

These workshops included;

- 'Good Governance' Course (held in the Peel region).
- 'Duties & Responsibilities for the Not-For-Profit Director' Course.

MEMBER SERVICES

REGIONAL ROADSHOW

Each year SLSWA conducts a Regional Roadshow, taking SLSWA staff members from a range of departments including lifesaving, education, surf sports and administration, to meet with key personnel from clubs to provide them with updates on any changes being introduced; any general information which would assist them in their roles; and enable them to ask questions specific to their club.

More than 70 members attended the roadshows held in the South-West (Busselton, Smiths Beach, Bunbury, Dalyellup, Binningup); Midwest (Geraldton, Dongara Denison, Champion Bay) and Great Southern (Denmark, Albany, Esperance).

PRESIDENT & MEMBERS ADVISORY FORUM

During the year SLSWA hosted two President & Member Advisory Forums. The forums are an important opportunity for SLSWA to meet face to face with clubs to distribute and discuss important information covering all operational areas including lifesaving, sport, development and education. Held at Surf House to coincide with other events including the Awards of Excellence and SLSWA AGM, attendance is subsidised by SLSWA to ensure all clubs have the opportunity to participate.

MEMBER AWARDS

In the 2016/17 season 2,429 surf awards were gained through SLSWA'S club system - all important skills necessary for patrol services on the beach. WA clubs trained 1,395 new patrolling members with rescue capabilities in the water and a further 1,034 members enhanced their base skills with further training activities through the member pathways. 142 members expanded their training and assessing capability by gaining additional skill specific awards not obtained previously. By season end 398 endorsed club trainers and/or assessors had been engaged in their club's training and skills maintenance activity.

The benchmark of activity has traditionally been the awards gained in the Bronze Medallion (775), Surf Rescue Certificate (SRC) (650) and First Aid (226). These figures are essential in topping up the existing ranks of trained personnel to 4,238 proficient Bronze Medallion holders; 1,384 proficient SRC holders; and 711 First Aid holders in the 2016/17 season.

TRAINER AND ASSESSOR IN-SERVICES

Prior to the commencement of the lifesaving season many metro and regional in-service opportunities were made available to SLSWA's valued volunteer trainer, assessor and facilitator network, to update and upskill them to current standards, protocols and responsibilities.

In-services were conducted in a range of locations from Esperance-Goldfields to Geraldton, providing the opportunity for as much localised attendance as possible. This accessibility was evident with over 246 trainers and assessors attending across the eight sessions, an increase of more than 60 participants on the previous year.

MEMBER AWARDS 2016/2017

AWARDS ALLOCATED FROM MAY 2016 - APRIL 2017	TOTALS FOR THE YEAR 2016/17
Surf Rescue Certificate	650
Bronze Medallion	775
Advanced Resuscitation Techniques	181
First Aid Certificate	226
Spinal Management	51
Resuscitation Certificate	30
Pain Management Certificate	56
Gold Medallion Advanced Lifesaver	4
Silver Medallion Beach Management	55
IRB Crew Certificate	152
Silver Medallion IRB Driver	44
RWC Operator	23
ATV Operator	17
Radio Operator	102
Training Officer Award	48
Training Officer - Surf Rescue Certificate	5
Training Officer - Bronze Medallion	27
Training Officer - IRB	7
Assessors Award	15
Assessor - Bronze Medallion	11
Assessor - IRB	1
Various Facilitator Awards	18

"In the 2016/17 season 2,429 surf awards were gained through SLSWA'S club system - all important skills necessary for patrol services on the beach..."

MEMBER EVENTS

MEMBER EVENTS

SLSWA delivers a range of event across the season designed to recognise, educate and inform its members as well as provide opportunities for them to network and engage with other clubs and members across the state.

2017 AWARDS OF EXCELLENCE

Crown Perth's Grand Ballroom was once again a hive of applause, laughter and energy as 440 surf life saving members, families and friends, and SLSWA corporate partners, attended the 2017 Awards of Excellence on Saturday 10 June. This annual event is about celebrating all those who contribute to the success of surf lifesaving in WA - from the young to the young at heart, club legends to club secretaries, athletes to assessors.

Congratulations to all finalists and medallists on the evening - with three of SLSWA's 2017 category winners taking out their award titles back-to-back! A special mention also goes to Anne-Marie Widermanski from Mullaloo Surf Life Saving Club, who not only won back-to-back State Assessor of the Year titles, but also took out the Surf Life Saving Australia Assessor of the Year title for 2016!

As always, thank you to the incredible team of judges who contributed countless hours of their own time to read and assess submissions.

LIFE & SPORTING HALL OF FAME MEMBER DINNER

This year, Life and Sporting Hall of Fame members came together for the first time as SLSWA hosted the Life and Sporting Hall of Fame Member Dinner. Held at Trigg Island SLSC over the weekend of the SunSmart WA Senior Surf Life Saving Championships, the event was attended by new and old Life and Hall of Fame members, SLSWA President Craig Smith-Gander and members of the SLSWA Board, providing a wonderful opportunity to celebrate the stalwarts of surf lifesaving in WA and for old friends to catch up and reminisce.

In 2016/17 SLSWA welcomed the induction of two new Life Members, Celia Waugh from Albany SLSC and Brian Carthew from Trigg Island SLSC, and one new Sporting Hall of Fame induction, the Fremantle Men's Beach Relay Team of 1981 - 1992.

WOMEN LEADERS IN SPORT FUNCTION

In February 2017 SLSWA hosted a Women Leaders in Sport function at Trigg Island SLSC. Comprising a panel of women who have performed at the pinnacle of their fields including dual Olympian Heidi Gan and Nutri-Grain Ironwoman Champion Elizabeth Plummers, the event saw more than 60 members from clubs throughout WA come together to enjoy an evening of networking as well as the opportunity to hear stories from, and be inspired by, our guest speakers and panellists. Thanks to Trigg Island SLSC for hosting the event and SLSWA Board Member Gemma Tognini for providing her MC services for the evening.

INTRODUCING NEW LIFE MEMBERS

Surf Life Saving WA Life Membership recognises those members who have rendered distinguished voluntary service for surf life saving in Western Australia for a period of at least 20 years.



Celia Waugh - Albany SLSC

Celia has been actively involved in surf lifesaving at the highest level for more than 25 years, having joined the Albany Surf Life Saving Club in 1990, gaining her Bronze Medallion shortly after and, subsequently, almost every other surf lifesaving award available to an active surf lifesaver.

Celia has served in many positions in her club as well as being one of SLSWA's regional training consultants and examiners for the past 13 years. In 2006, Celia was awarded the State Assessor of the Year and in 2016, State Trainer of the Year.

Celia's passion, energy and commitment to Surf Life Saving is second to none and has been a key factor in the growth and successful development of surf lifesaving in our greater southern region.

Brian Carthew - Trigg Island SLSC

Brian was a relative late-comer to surf lifesaving, joining Trigg Island Surf Life Saving Club at the age of 40.

With a previous history of being involved in community organisations Brian immediately volunteered for positions at the club, serving as Junior State Secretary, Assistant Touring Team Manager for Junior Nationals, on the local Organising Committee for the Junior Nationals in 1993, and on the local Organising Committee for the IRB Nationals in 1997.

He was awarded Senior Clubman of the Year in 1989 and Life Membership of Trigg Island in 2001.

Today, Brian remains fully involved as one of SLSWA's longest serving officials at state and national carnivals.

AWARDS OF EXCELLENCE

Congratulations to SLSWA's 2017 Awards of Excellence winners

PRESIDENT'S MEDAL

Dr Ron Naylor

LIFE MEMBER INDUCTEE

Celia Waugh – Albany SLSC

LIFE MEMBER INDUCTEE

Brian Carthew – Trigg Island SLSC

LIFESAVER OF THE YEAR

Adam Hoes – Mandurah SLSC

VOLUNTEER OF THE YEAR

Blair Walkington – Geraldton SLSC

BERNIE KELLY MEDAL

Jackson Symonds – Sorrento SLSC

OFFICIAL OF THE YEAR

Carolyn Wilson – Secret Harbour SLSC

TEAM OF THE YEAR

Holly Noack, Gabrielle Murphy, Brittany Houghton & Alysse Priddis
[Open Female Beach Relay Team] – City of Perth SLSC

YOUNG ACHIEVER OF THE YEAR

Sam Ranson – Floreat SLSC

YOUTH ATHLETE OF THE YEAR

Charlie Rigby – Sorrento SLSC

OPEN ATHLETE OF THE YEAR

Jackson Symonds – Sorrento SLSC

COACH OF THE YEAR

Jenny Plint – Sorrento SLSC

SUPPORT OPERATIONS VOLUNTEER OF THE YEAR

Dave Thomson – Scarborough SLSC

ASSESSOR OF THE YEAR

Anne - Marie Widermanski – Mullaloo SLSC

TRAINER OF THE YEAR

Chris Kuster – Scarborough SLSC

ADMINISTRATOR OF THE YEAR

Margaret Bond – Cottesloe SLSC

PATROL CLUB OF THE YEAR (IT BIRTWISTLE TROPHY)

North Cottesloe SLSC

LAVAN CLUB OF THE YEAR

1st – Coogee Beach SLSC

2nd – Albany SLSC

3rd – Fremantle SLSC



COMMUNITY AWARENESS



COASTAL RELAY

SLSWA has been saving lives for over 100 years; both on the beach through its lifesaving services, and in the community through the delivery of training, education and first aid programs and courses, helping equip everyday Australians with the necessary knowledge and skills to not only keep themselves and their families and friends safe on our coast but potentially, to be lifesavers themselves.



34,658

COMMUNITY PROGRAM
PARTICIPANTS



10,452

FIRST AID TRAINING
PARTICIPANTS

PROGRAMS AND EVENTS

SLSWA are committed to developing and delivering education and training programs for the beach going community. This includes programs designed for children, their parents, school groups, multicultural and at risk groups, to private and public first aid and surf rescue certificates.

Revenue generated through the delivery of community training is invested back into the organisation to assist in supporting clubs and members across the state to keep WA beaches safe.

SURFBABIES, SURFKIDS AND HOLIDAY NIPPERS

SLSWA's SurfBabies and SurfKids are fun, interactive programs run across the summer months designed to offer children aged two to seven, and their parents, a great foundation to learn about the beach and develop confidence in the water in a safe and controlled environment.

Holiday Nippers, formerly Surf Survival, is a six-day school holiday program for ages seven to thirteen. Adapted from the national club based Nipper program, Holiday Nippers offers children the opportunity to experience the hugely popular Nippers in a condensed six-day school holiday program.

All of these programs are delivered by SLSWA's fully qualified surf lifesavers across nine metropolitan and regional locations with more than 1,550 participants taking part over the past year.

INTRODUCTION TO BEACHSAFE

In 2016/17 5,558 individuals took part in this interactive program which explores all aspects of the beach including wave types, rip currents, sea creatures and the role of Surf Life Saving's lifesavers; preparing people of all backgrounds for Australia's dynamic coastline.

The hour long session is available to schools and community groups and is delivered by trained Surf Life Saving Instructors who have extensive experience in beach environments. As a result of their participation in the program, nine schools also enjoyed a visit from the Westpac Lifesaver Rescue Helicopter and crew.

SUNSMART COASTAL RELAY

A key event on surf life saving's annual Ocean Swim Series is the SunSmart Coastal Relay held at North Cottesloe beach. Launched in 2016, the 2017 event continued to grow in popularity, in particular with the addition of a junior relay team option, with more than 200 swimmers taking to the water to complete the 5km course in either solo, duo or team of 4 categories.

All events in the Ocean Swim Series are open to both surf club members and the general public, and provide a fantastic opportunity for the community to participate in mass open water swim events in a controlled and monitored environment.

EVENTS & EXPOS

SLSWA attends a range of community events and expos throughout the year as a means to promote the services of SLSWA and its clubs, and the beach safety message. Showcasing equipment that can be found in surf lifesaving patrols such as the red and yellow flags, jet skis, rescue tubes and boards etc., children are engaged in surf lifesaving sport and rescue style games and activities. SLSWA also distributes thousands of beach safety brochures and resources that promote key safety messages to both children and parents, and encourage people to join SLSWA's community programs and surf life saving clubs.

Events attended over the past year include;

- Butler Bonanza - Butler
- Everyday Leader (Career conference for Year 7's) - Perth Convention Exhibition Centre
- St James' Family Fun Day - Alkimos
- Children's Week - Whiteman Park
- Perth Glory Match Day - NIB Stadium
- Kinkuna Water Park Opening - Eglinton
- Youth in Sport Expo - Kingsway Regional Sporting Complex
- Alkimos Gateway Launch - Alkimos
- Alkimos Display Village Launch - Alkimos



ALKIMOS SURF SURVIVAL

COMMUNITY AWARENESS

IN-SCHOOL SURF SURVIVAL AND BEACH ACTIVITIES

SLSWA's Surf Survival and Beach Activities programs turn the beach into the classroom, helping students to develop their confidence on the sand and in the water under the supervision of qualified lifesavers.

The four to six week in-school **Surf Survival** program, adapted from the national club based Nipper lesson plans, teaches students how to identify hazards, understand waves and rips and provides an opportunity to use nipper boards, rescue tubes and practice first aid and resuscitation. This year, 360 students received a certificate of completion to recognise their learning outcomes.

Beach Activities is a fun day out at the beach where school students can learn the important aspects of beach safety whilst increasing their skills and fitness in the water and on the sand. Over the past year more than **1,300** students participated in activities such as board riding, body surfing, swimming and beach games where they learnt important safety information from surf lifesavers.

LIFE SKILLS FOR LIFE

An interactive resuscitation workshop, equipping students (years 5 to 7) with knowledge, skills and confidence to effectively respond in a first aid or emergency situation, Life Skills for Life sees students engaged through hands on activities using CPR manikins and a training defibrillator to simulate real life emergency situations. In 2016/17 more than 3,000 individuals participated in the program including, thanks to the generous support of the Catholic Education Office, many in regional and remote areas of WA.

SURF LIFE SAVING CADETS

Through SLSWA's engagement with schools, the Cadet program gives youth, aged thirteen to seventeen the opportunity to learn to become a surf lifesaver and develop skills in first aid, surf awareness, surf skills, resuscitation and leadership. This year 388 Surf Life Saving cadets across seven school based Cadet Units were given the opportunity to complete a range of activities and awards including the Senior First Aid, Community Surf Rescue Certificate and Bronze Medallion.



COASTAL BRAVERY AWARDS

- PRESENTED BY SURF LIFE SAVING WA -



MEDIA ARTICLE

In 2016/17 SLSWA launched the inaugural Coastal Bravery Awards, SLSWA's highest recognition for acts of bravery. Designed to formally recognise individuals who display selflessness and bravery whilst endeavouring to save the life of another on the Western Australian coast, nominations were called for from members of the community and assessed against rigorous criteria by an appointed committee with expertise in coastal safety and rescue, and coastal conditions.

Inaugural recipients were recognised at a formal ceremony held at the City of Perth Surf Life Saving Club, with the Premier, the Hon. Mark McGowan MLA on hand to present all recipients with their awards. Thanks also to awards Ambassador Joanne Lucas SC, who was also a recipient of the Gold Medallion for Exceptional Bravery.

Gold Medallion for Exceptional Bravery

Jack Bray
Glen Keaughan
Matthew Lodge
Ben Long
Joanne Lucas SC
Jason Shepherd
Ulrich Snell

Silver Medallion for Bravery Emergency Services Award

Janeke Ferrandi
Constable Jeremy Forster
Constable Kurt McKain
Ben Sowter

Bronze Medallion for Courage Youth Award

Elena Damianopoulos
Daisy Kirchner
Stanley McFarlane
Sadie Wheeler

Silver Medallion for Bravery Lifesavers Award

Luke Laycock
Wayne Weller

Silver Medallion for Bravery Citizens Award

Zak Alexander
Matthew Bailey
Scott Bartleet
Geoffrey Carruthers
John Daunt
Wayne Dawe
Ben Hamilton
Rob Hewlett
Nick Jenkins
Storm Lewington
April McPherson
Brayden Mitchell
Gary Quintrell
Sheldon Spencer
James Waterbury
Dan Watson
Brian Williams
John Wyllie



COMMUNITY AWARENESS

WESTPAC LIFESAVER RESCUE HELICOPTER SCHOOL VISITS

Throughout the year SLSWA'S Westpac Lifesaver Rescue Helicopters and crew visit a number of schools giving students the opportunity to see up close the helicopters and learn about the important role they play in coastal safety. These visits are supported by a range of programs including the Westpac Lifesaver Rescue Schools Program, Surf Life Saving Australia's Beach Drowning Blackspot Reduction Program, as well as the Cadet School programs. Over the past year, 13 schools in WA enjoyed a visit from the service providing an exciting and engaging activity for students.

FIRST AID TRAINING

As a Registered Training Organisation (51104) SLSWA delivers accredited & non-accredited first aid and lifesaving training to both members and the broader Western Australian community.

Nationally accredited courses including Provide First Aid and Provide Cardiopulmonary Resuscitation are delivered for surf clubs and commercial training partners through a variety of training delivery options. The past year has seen the introduction of online theory training for accredited first aid courses which has proven to be very successful with a large number of courses being conducted using this system.

Non-accredited courses include the Community Surf Rescue Certificate (CSRC), a recognised water safety award for members of the public who require aquatic rescue training. This is particularly popular with teachers requiring a water safety qualification for the supervision of students in an aquatic environment.

More recently SLSWA partnered with Surfing WA to develop and deliver the first aid and board rescue components of the Surfers Rescue 365 program. Aimed at recreational surfers throughout WA, the program teaches basic rescue and first aid techniques for use in the event of an emergency. Surfers Rescue 365 courses are coordinated by Surfing WA, with SLSWA engaging with its clubs to deliver the first aid and board rescue components at various locations throughout the State.

WESTPAC LIFESAVER RESCUE HELICOPTER COMMUNITY AND SCHOOL VISITS

- Takari Primary School
- St Lawrence Primary School
- Nollamara Primary School
- Majella Primary School
- Gladys Newton Primary School
- Boyare Primary School
- North Beach Primary School
- Glendale Primary School
- Alkimos Beach Primary School
- St James' Anglican School
- Brookman Primary School
- Banksia Grove Primary School
- Christchurch Grammar School (Cadets)



HEALTH PROMOTION & RESEARCH



SLSWA's Health Promotion and Research Department aims to enhance its capacity to provide an essential education and awareness service to all users of the WA coast. The Department manages a number of injury prevention programs and research related services for use within the WA water safety sector, and works to develop and deliver community safety programs.



COASTAL DROWNING OVERVIEW

SLSWA collects and analyses coastal drowning data to identify trends and support evidence based decision making for drowning prevention efforts. Drowning data is collected through media monitors and confirmed through the National Coronial Information System (NCIS). These figures are correct as of 1 August 2017, however pending the outcome of ongoing coronial investigations, this data may be amended.

Coastal drowning deaths in the 2016/17 season were significantly higher than the preceding year with 28 lives lost on the WA coast. None of these deaths occurred between the red and yellow flags, however this number remains too high and SLSWA will continue to work with other authorities and agencies with the aim of achieving zero preventable drowning deaths.



OVERALL

- 28 coastal drowning deaths
- 65% increase from previous season



DEMOGRAPHICS

- 86% were male
- 57% were in the 25 to 54 year life stage
- 25% were known to be of overseas nationality



TIME

- 32% occurred in the evening from 4pm to 7pm
- 43% occurred in Spring
- 57% occurred on a weekend



ACTIVITY

- 32% were boating
- 25% were swimming/wading
- 18% were diving/snorkelling



CONTRIBUTING FACTORS

- 18% were known to be under the influence of drugs or alcohol
- 18% were known to have underlying medical conditions
- 7% were attributed to rip currents



LOCATION

- 61% occurred in regional or remote areas
- 18% in the South West
- 14% in the Gascoyne
- 11% in the Midwest

KEY PROJECTS

INCLUSION

SLSWA continues its commitment to engaging those of diverse cultural backgrounds in surf lifesaving, to improve rates of coastal drowning and injury. Over 450 multicultural participants engaged in a BeachSAFE program in 2016/17, learning how to safely enjoy the Australian coastal lifestyle and gaining an insight to surf lifesaving activities including the range of social, sporting and leadership opportunities that surf life saving club memberships offer.

With support from the Department of Sport and Recreation, SLSWA partnered with the Association for Services to Torture and Trauma Survivors (ASeTTS) to deliver CaLD BeachSAFE programs to over 60 multicultural clients from the centre. Clients, with a variety of ages and nationalities including Afghani, Burmese, Syrian and Iranian, completed the program, increasing their understanding, ability and confidence to recreate safely at the beach.

DROWNING BLACKSPOT REDUCTION PROGRAM

This year's Blackspot Program, funded by Surf Life Saving Australia, enabled SLSWA to deliver a widespread Visitor Safety Campaign across the state. This was designed to specifically target domestic and international visitors to WA, assisting them to make informed decisions regarding their safety when visiting WA beaches.

A suite of campaign materials promoting the 'Swim Between the Flags' message and the free Beachsafe App were developed. Campaign activity included large format advertising such as freeway, train station and airport digital billboards, bus backs, print ads placed in a range of key tourism publications and targeted newspapers, as well as live radio crosses with campaign partner Hit 92.9 from metro beaches across the summer. A beach safety brochure was also produced and distributed at local beaches during the live crosses and is distributed via more than 155 hotels and visitor centres across the state.

The reach of this campaign extended to the regions with a Cable Beach specific Information Map/Brochure, providing Broome visitors with local beach and coastal safety information.

BEACHSAFE COMMUNITIES

The continuing partnership with Lendlease means residents of the Alkimos Beach estate and surrounds continue to have access to valuable beach safety and first aid programs, with more than 1,500 people accessing SLSWA's range of BeachSAFE programs and surf life saving club activities over the year.

This year also saw the installation of the temporary Alkimos Surf Life Saving facility at Alkimos Beach, which has become a hub for BeachSAFE activities. The new facility is now home to the new Alkimos Surf Life Saving Club, whose dedicated committee are driving community interest in surf lifesaving through club based activities such as the Have-A-Go Nippers program. Seventy four children participated in the six week modified program which resulted in 85 children and parents signed up as members to the new club.

MARKETING & COMMUNICATIONS



The Surf Life Saving brand is an iconic Australian image held in high regard in the community. Surf Life Saving's clubs and members uphold that image through the delivery of essential lifesaving activities on our beaches, the red and yellow uniform and flags an instantly recognisable and trusted presence on the coast.

This iconic imagery is forefront in all marketing and communications activities as SLSWA continues to grow community awareness of the role the organisation plays in making the WA coast a safer place to recreate.



GENERAL MANAGER CHRIS PECK SPEAKING WITH MEDIA



6,926
UNIQUE VISITS
PER MONTH



1,988



10,456



46.4K

LAUNCH OF NEW MY BEACH WEBSITE

During the second half of the year, SLSWA re-launched its website under the MyBeach.com.au banner. This re-launch was a result of the desire to reinforce SLSWA's status as the peak coastal safety organisation in the State, and to enable it to better engage with the beach going community.

This has seen the new website integrate content such as beach specific patrol and hazard information and live feed from SLSWA's beach camera network, giving visitors both a clear picture of local conditions, as well as the resources to make informed decisions about their safety, before they arrive.

NIPPER ADVERTISING

To support club Nipper Program enrolment, SLSWA ran a print ad campaign through a range of community based newspapers to generate enrolments at a club level. This activity proved very successful, generating activity in what had been a slow start to the season with the late arrival of the warmer weather. Given the success of this activity in its first year, SLSWA will look to similarly support club Nipper enrolments in coming seasons.

SUMMER BEACH SAFETY CAMPAIGN

As part of the Beach Drowning Blackspot Reduction Program funding received through SLSA, SLSWA delivered a summer beach safety campaign, targeting visitors to Western Australia, assisting them to make informed decisions regarding their safety when visiting WA beaches. The "swim between the flags" message was promoted across a range of media including; digital screens at the domestic and international airports; bus backs on city and coastal routes; freeway billboards; ad placements in key tourism brochures; and the production and distribution of a visitor beach safety brochure distributed through Visitor Centres and a range of accommodation providers throughout the state.

SUMMER BEACH SAFETY CAMPAIGN

SLSWA's social media footprint continues to grow and provides an important avenue through which to share the message of beach safety; the activities and achievements of clubs and members; and to engage with both members and the wider community.

The SLSWA Twitter account, with in excess of 46K followers, continues to play an important role in the WA Shark Mitigation Strategy, as well as spreading the beach safety message. Facebook and Instagram also continue to show growth with an increase of 11.2% and 37% respectively.

MEDIA RELATIONS

SLSWA continues to take a proactive and reactive approach in disseminating stories and information to the State's media outlets and responding to media requests. This includes providing the media with important information around coastal safety, activities of SLSWA's lifesaving operations teams, provision of statistics, as well as the activities and achievements of SLSWA and its surf clubs.



Key media achievements over the year have included;

- High level of media coverage for the Inaugural Coastal Bravery Awards, including front cover of the weekend West Australian Newspaper and major TV news channel coverage
- Support for the 2016 BeachSAFE Appeal including securing of media partner Hit92.9, as well as a live cross by Channel 9 to volunteer surf lifesavers during the BeachSAFE Street Appeal activity
- Successful media call and photo opportunity for the launch of the BHP partnered Emergency Rescue Communications Network project
- Prime time television coverage on SLSWA's Drone Patrol Trial
- Joint media call with Recfishwest and Department of Fisheries, highlighting safety concerns and cautions ahead of the annual abalone fishing season
- Extensive coverage in community newspapers of both club and member achievements throughout the year, highlighting surf life savings contribution to the broader WA community

MEMBER & STAKEHOLDER COMMUNICATIONS

SLSWA communicates with its stakeholders via a number of eNewsletters including the weekly Club News, distributed to all WA club committee's and board members, providing a consolidated platform to communicate essential operational information such as Circulars, Bulletins, grant and funding opportunities, policies and events.

SLSWA also distributes the fortnightly My Beach eNewsletter, engaging with club members, partners and sponsors, and members of the community to keep them up to date on SLSWA activities and achievements, both on and off the beach, as well as to provide opportunities for partners to communicate directly with SLSWA's extensive member and stakeholder database.

FUNDRAISING & PARTNERSHIPS



SLSWA DISTRIBUTED

\$313,000

DIRECTLY TO
OUR CLUBS

As a not-for-profit registered charity and community service organisation, SLSWA relies on the generosity of our corporate partners, community donors and government grants to enable us to continue to deliver our essential safety and rescue services, and education programs to the community.

FUNDRAISING

Throughout the year SLSWA undertakes various fundraising activities and is also fortunate to be the beneficiary of a range of initiatives conducted by other organisations.

BEACHSAFE APPEAL

2016/17 saw the second year of the BeachSAFE Appeal, SLSWA's annual fundraising activity. Taking place over summer the Appeal comprises a number of activities, including the annual Street Collection which sees hundreds of volunteer lifesavers take to the streets of Perth, this year raising nearly \$50,000 for their clubs.



This year the appeal incorporated a number of new initiatives including the sale of fundraising lapel pins via a range of outlets, with 100% of profits going to clubs, as well as the ability for the public to donate online via the BeachSAFE Appeal website.

SLSWA would like to make special mention of a number of organisations who provided support for the Appeal including:

- Woodside, whose Corporate and Legal division nominated the BeachSAFE Appeal as a beneficiary of their internal Improvement Challenge activity, presenting SLSWA with a cheque for \$17,767;
- Perth Glory, who nominated SLSWA as a match day partner, providing access to Perth Glory players for promotional activity as well as the opportunity to promote the Appeal and have volunteers on-site collecting donations on game day;
- Hit92.9 who, as a media partner, provided community radio air time to promote the Appeal, Boardies Day and community safety messaging across the summer; and
- Channel 9 who threw their support behind the appeal doing a live cross to SLSWA volunteers on site at Channel 9 plaza in the City, as well as wearing fundraising lapel pins on the morning news.

100% of funds raised through the BeachSAFE Appeal are distributed directly to SLSWA's WA clubs.

BOARDIES DAY

Formerly a national fundraising day, in 2016/17 SLSWA re-introduced Boardies Day in WA with a target of engaging schools and businesses in both fundraising and beach safety education. Schools and businesses were able to sign up to participate on-line with a range of beach safety lesson plans and activities available to support their fundraising



activity. It was great to have 53 local businesses and schools involved with 100% of funds raised through this activity being distributed directly back into the clubs.

SURF LIFE SAVING FOUNDATION

SLSWA continues to work closely with the Surf Life Saving Foundation and their ongoing fundraising initiatives conducted throughout the year including the Guardians of the Surf (monthly giving program), Workplace Giving, Tax Appeal, direct mail campaigns and lotteries. In 2016/17 SLSWA distributed more than \$313,000 received through Foundation activity directly to its Clubs to support the delivery of frontline services. This accounted for 100% of funds received by WA through the Foundation Donor Program.

MAJOR DONORS

SLSWA is very fortunate to benefit from the generosity of a range of individuals and businesses in the community throughout the year whose donations enable it to continue to deliver lifesaving services to the community.

Special mention to the Stan Perron Charitable Foundation, a long standing supporter of the surf life saving movement; Tim Roberts, whose contribution continues to help keep the Westpac Rescue Helicopters flying in WA; the Scottish Masonic Charitable Foundation who support SLSWA's highly successful youth camps; and to James McClements and the McClements Foundation who have supported both SLSWA and the City of Perth Surf Life Saving Club youth over a number of years.

SLSWA also thank partner BHP Billiton who not only support SLSWA through their corporate sponsorship but as a beneficiary of their 'City to Surf' staff fundraising efforts.

FUNDRAISING & PARTNERSHIPS

PARTNERSHIPS

The dedication of SLSWA's members is matched only by that of its extraordinary partners whose commitment and passion for surf lifesaving in Western Australia collectively enables SLSWA and its clubs to focus on what they do best - saving lives! SLSWA thanks them for their continued and valued support.

NATIONAL PARTNERS:

DHL

As a Major National Partner of Surf Life Saving Australia, DHL has been helping Surf Lifesavers deliver safer beaches since 2003. DHL is the global market leader in the logistics and transportation industry and shares many core values with Surf Life Saving Australia including speed, passion and a can-do attitude.

WESTPAC


Westpac has been a proud partner of Surf Life Saving Australia for 43 years in what is the longest corporate community partnership in Australia. The Westpac Lifesaver Rescue Helicopter Service continues to serve the community of Western Australia well, playing an increasingly important role in coastal safety and emergency response and supporting our beach patrols.



NATIONAL PARTNERS



STATE PARTNERS



STATE PARTNERS:

MAJOR PARTNERS

BHP BILLITON

2016/17 marked the third and final year of SLSWA's partnership with BHP Billiton whose generous support was integral to the development of the \$1.35 million Emergency Rescue Communications Network (ERCN) Project. This project has been a game change for surf life saving and emergency response in Western Australia, exponentially increasing the capability of SLSWA's communications centre, SurfCom, and the safety outcomes for both emergency response personnel and the community.

HEALTHWAY

Healthway are a long standing supporter of SLSWA, promoting the SunSmart message through their sponsorship of the year round calendar of surf sports events including the SunSmart WA Surf Life Saving Championships, the pinnacle of the surf sports calendar here in WA. The SunSmart message is especially pertinent to the surf lifesaving movement and SLSWA is grateful of the long standing support provided by Healthway.

WESFARMERS

Jet skis have become a vital frontline workhorse in surf lifesaving operations in WA, for both emergency response and patrol work. Wesfarmers have supported SLSWA's jet-ski teams since 2008 and this support has enabled the growth and expansion of this important service, allowing for placement of new teams at even more locations along the vast Western Australian coastline.

WOODSIDE

Woodside's continued commitment as SLSWA's safety partner enables the provision of essential safety equipment, such as Personal Flotation Devices and high visibility water safety rash vests, to SLSWA's volunteer surf lifesavers helping keep them safe as they go about their business of protecting beachgoers. This partnership will also enable the development and enhancement of SLSWA's beach camera network and its integration into SLSWA lifesaving operations.

COMMUNITY PARTNER

LENLEASE

The highly successful partnership with Lendlease at Alkimos Beach has created Australia's first BeachSAFE Community which sees every resident of Alkimos provided with free access to SLSWA's beach safety education and awareness programs. Lendlease's incredible commitment to the community, and coastal safety, has also extended to the donation of the new interim surf lifesaving facility at Alkimos Beach which is now home to SLSWA's 31st club, Alkimos Surf Life Saving Club.

SUPPORTING PARTNER

ENGINE

SLSWA is proud to have Engine as our preferred supplier of swimwear and apparel, and the official apparel partner of the Western Suns Teams. This means SLSWA's elite athletes are able to represent Western Australia professionally kitted out in the latest apparel.

OTHER SUPPORTERS

SLSWA would also like to mention **Metro Motors Holden** who have been SLSWA's Fleet partner for many years, **Lavan** who continue to generously support the Awards of Excellence through sponsorship of the Club of the Year category and **Crowe Horwarth** who provide SLSWA with pro bono auditing services.

SLSWA also receives significant support from the **State Government** by way of service agreements and grants through the Departments of Premier & Cabinet, Sport & Recreation and Fire & Emergency Services which assists in the delivery of a range of services and capital equipment projects.

While the 2016/17 year saw a change of Government in WA, which resulted in an extensive review of existing SLSWA services, SLSWA was extremely proud and humbled that the value of the work undertaken by the organisation was recognised by the newly elected government, who announced their support of a range of essential services as well as a commitment to continual improvement and investment in new strategies and initiatives.

Lotterywest also provide invaluable support to many of SLSWA's Clubs throughout the State assisting with vital infrastructure and equipment needs.



RECORDS & FINANCIALS

CONTENTS

Board of Directors SLSWA Staff	46 - 47
Corporate Governance	48
Officials	50
Active Trainers, Assessors and Facilitators	51 - 52
Surf Sports Results: Seniors	53 - 60
Surf Sports Results: Nippers	61 - 64
Financial Report	65 - 86

BOARD OF DIRECTORS

Craig Smith-Gander – President

Craig was elected as President of Surf Life Saving WA in August 2014. Craig is a former president of North Cottesloe SLSC and a life member of the club. He is a past Chair of Surf Sports for Surf Life Saving Western Australia and past member of the Australian Surf Sports Advisory Board.

Craig is the owner and Managing Director of Kwik Logistics and a Director of the Future Force Foundation. Craig has had a life time involvement in sport, including hockey and surf boats at elite level, and competed in Australia and overseas in cycle road racing. He played plenty of rugby union in the Army and has tried his hand at pretty much every sport available. Craig continues to cycle, and competes as a sweep in surf boat competitions.

Kelly Moss

Kelly was elected to the Surf Life Saving WA Board in September 2011. Kelly has had a career in the sport and recreation industry spanning over 15 years, including working for the Department of Sport and Recreation in regional Western Australia and as a Director of sports event management company CIC Events. Kelly has vast experience in Surf Life Saving, having previously been North Cottesloe SLSC's General Manager and Finance Officer. She has been a member of the club since 1996, competing in the surf boat arena for many years and is currently on the Centenary Committee. Kelly is also the Managing Director of her business Platinum Bags and the mother of two young girls.

Jarod Stone

Jarod was appointed to the Surf Life Saving WA Board in May 2012. Jarod is a Chartered Accountant who has worked in the accounting and finance industry for the past 21 years. Jarod has previously worked with Ernst & Young, Gooding Partners Chartered Accountants and spent time working in the UK and Europe. Jarod returned to Perth in 2004 and worked in private family offices for nine years during which he gained experience across business including television and film production, aviation, domestic and international property, commercial aquaculture, construction, corporate healthcare and finance. Jarod is currently the Financial Controller at Wabtec Control Systems, a company specialising in rail communications and signalling, and is a Director of the Azure Capital Foundation.

Garry Williams CSM

Garry was appointed to the Surf Life Saving WA Board in April 2013. Garry and his family (Megan, Andrew and Jessica) are all active members of Secret Harbour SLSC, having joined the club in 2005 and among other things, Garry is the clubs Youth Involvement Program Coordinator. He is the Peel Support Operations Area Coordinator and a SLSWA Duty Officer as well as a trainer, assessor, competitor and official with a passion for the ongoing development of our youth as not only lifesavers but as future leaders in our community. He was awarded Surf Life Saving's National Volunteer of the Year in 2009.

Garry is an Aeronautical Engineer and serving member of the Royal Australian Navy and has over 35 years of Heavy Lift Helicopter Aviation Engineering Experience both in embarked Navy Frigates and ashore in Naval Aircraft Squadrons. He is a recipient of the Defence Conspicuous Service Medal for meritorious achievement and devotion to duty. Garry has extensive leadership and project management experience gained through his work in Defence. He is currently the Navy Project Manager for the integration of the 24, Navy Sea Hawk (MH60 Romeo) Helicopters into the Navy's ANZAC Class Frigates and a Defence Leadership Facilitator.

Outside of surf life saving, Garry is involved in the development of Women's Australian Rules Football at Peel Thunderbirds.

Chris Brien

Chris was elected to the Surf Life Saving WA Board in August 2014. Chris has considerable experience at club and state levels. He has been an active patrolling surf lifesaver since 1991 after gaining his bronze medallion at Scarboro SLSC. Chris and his family moved back to Esperance in 1994 where he became a member of the Esperance Goldfields SLSC. As well as rowing and sweeping surf boats, he is also a trainer, assessor and officiates at carnivals. Chris has held a wide range of positions at Esperance Goldfields including 10 years as president and is a life member of the club. In his early years as a club president Chris sat on the state council until the governance change in 2005 and then attended president forums until he resigned as president in 2012. Chris has been key in establishing the Jet Ski Team in Esperance and is the Coordinator and SLSWA Duty Officer for the South East region.

In 2010, Chris was awarded a citation of appreciation from the Western Australian Police for his leadership during the Bremer Bay search. In 2011, he was honoured with the inaugural SLSWA Support Operations Volunteer of the Year award. Chris has owned and run several businesses since leaving the Army in 1984. For the past fifteen years, he has been operating a successful concrete and roof truss business in Esperance.

Sarah Leonard

Sarah was appointed to the Surf Life Saving Board in October 2014. Sarah is a Partner of Corrs Chambers Westgarth. She is an experienced projects lawyer who has worked on some of Western Australia's largest resources projects, including the Ichthys LNG Project and the Roy Hill Iron Ore Project. She has strong experience in contract negotiation and risk allocation. Sarah was recognised in the "Best Lawyers" peer review in Construction/Infrastructure every year from 2012 to 2017.

Sarah was formerly the Education Officer at City of Perth SLSC and was a participant in the SLSA National Leadership Development Program.

Gemma Tognini

Gemma was appointed to the Surf Life Saving WA Board in August 2015. Gemma is the founder and director of gtmedia – strategic communications, which was established in July 2003 and is a winner in the 2014 Prestigious Telstra Business Women's Awards. She is a highly sought after corporate advisor, media strategist and reputation management specialist. She is a columnist with the West Australian, a national contributor to Sky News Australia and a weekly broadcaster with ABC radio. Gemma is an experienced internationally recognised keynote speaker on subjects as diverse as media strategy, crisis and reputation management and developing business culture and sustainable growth.

She has previous board experience with the Starlight Children's Foundation (five years) and the Salvation Army (18 months).

Gemma attended Curtin University of Technology where she completed her Bachelor's degree with in English and Politics. She is a graduate of the Australian Institute of Company Directors.

SURF LIFE SAVING WESTERN AUSTRALIA STAFF

Chief Executive Officer	James O'Toole
Management	
General Manager - Lifesaving and Training	Chris Peck
General Manager - Corporate, Sport and Health	Rob Murphy
Executive Office	
Lawyer	Eve Metcalfe
Executive Assistant	Vasika Bechar
Receptionist	Breanne Crawford
Lifesaving	
Lifesaving Contract Service Manager	Peter Scott
Lifesaving Operations Coordinator	Matthew du Plessis
Lifesaving Officer	Josh McCleery
Jet Ski Operations Officer	Craig Bowley
Lifeguard Officer	Simon Peppler
Training and Education	
Training and Education Coordinator	David Gallagher
Training and Education Officer	John King
Training and Education Officer	Georgia Meyers
Training and Education RTO Compliance Officer	Holly Leach
Training and Education Sales Officer	Felicity Mead
Training and Education Administrative Officer	Karthi Zis
Training and Education Administrative Officer	Janie Rowse
Training and Education Coordinator	Sara Ronald - resigned 16/12/16
Sport and Development	
Sport and Development Coordinator	Chris Inglis
Sport and Development Officer	David Somers
Sport Development Officer	Ben Harvey
Sport Development Officer	Rachel Duczynski
Member Development Officer	Joshua Drummond - resigned 16/09/16
Health Promotion	
Health Promotion and Research Coordinator	Chrissie Skehan
Community Programs Officer	Keta Lemmon
Corporate Services	
IT Development Coordinator	Ryan Greenaway
Information Technology Officer	Jesse Baldwin
Accountant	Kirsty Motherway
Accounts Officer	Sharon Foong
Marketing and Partnership Coordinator	Minda Penn
Marketing and Communications Officer	Megan Jones
Marketing and Events Officer	Renee Jones

CORPORATE GOVERNANCE

Surf Life Saving Western Australia Inc. (SLSWA) is an incorporated body under the Associations Incorporation Act 1987 (WA) and is recognised as the official 'State Centre' and controlling authority for Surf Life Saving in Western Australia. SLSWA is subject to compliance with the Rules and Regulations of Surf Life Saving Australia Ltd (SLSA) and is recognised for administering and focusing on surf lifesaving in Western Australia (WA). This statement summarises SLSWA's governance practices that were in effect during the year, highlighting decisions and reporting in accordance within the Rules and Regulations of SLSWA.

Communications with Members

The SLSWA Board aims to ensure that members are kept informed of all major developments affecting surf lifesaving. Information is communicated to members through this document (SLSWA's Annual Report), bulletins, circulars, minutes and memorandums with respect to changes in business, financial position, future development, results and activities, and quarterly State Council meetings and member advisory board meetings. Electronic information is also available on the SLSWA website: www.mybeach.com.au

General Meetings of Members (State Council)

The State Council is the legal owner of SLSWA. Its role is to amend the SLSWA Constitution, review and elect the Board, review SLSWA's financial position and approve the strategic outcomes presented by the Board.

The State Council comprises the Chairman (President of the Board), Mr Craig Smith-Gander and a Club Delegate from each of the affiliated clubs in WA each with the right to vote at general meetings. The Chairman may exercise a casting vote but no deliberative vote. SLSWA Life Members, Board Members, and the Chief Executive Officer have the right to be present and to debate at general meetings, but not to vote. SLSWA full-time and honorary officers and individual members were allowed to attend general meetings as visitors. In addition to the AGM on 10 September 2016, the Board under Part IV, Para 16.1 of the SLSWA Constitution, convened two State Council meetings held on 11 June 2016 and 10 September 2016.

Club	Meetings Held	Attendance	Proxies	Apologies
Albany	2	2		
Binningup	2	2		
Broome	2	2		
Busselton	2	2		
Champion Bay	2	2	1	
City of Bunbury	2	0		2
City of Perth	2	2		
Coogee Beach	2	2		
Cottesloe	2	2	1	
Dalyellup Beach	2	1		1
Denmark	2	2		
Dongara Denison	2	2		
Esperance Goldfields	2	2		
Floreat	2	2		
Fremantle	2	2		
Geraldton	2	1		1
Mandurah	2	2		
Margaret River	2	0		2
Mullaloo	2	2	1	
North Cottesloe	2	2	1	
Port Bouvard	2	1		1
Port Walcott	2	1		1
Quinns Mindarie	2	2		
Scarboro	2	2		
Secret Harbour	2	2		
Smiths Beach	2	2	1	
Sorrento	2	2		
Swanbourne Nedlands	2	2	1	
Trigg Island	2	2		
Yanchep	2	2		

Board of Director's Composition and Meetings

The Board is responsible to members for overall business performance. It enacts SLSWA's strategic direction and priorities to be both appropriate and achievable; ensures the financial viability and security of SLSWA; established the policy and regulatory framework for governing SLSWA; monitors organisational compliance with relevant legislation and regulations; assesses risks facing the organisation; and appoints committees and honorary officers to carry out aspects of their work.

The Board comprised the Chairman and seven Board Members who are individual members of SLSWA, each with the right to one vote on any question. The Chairman has a casting vote but no deliberative vote. These are honorary positions that attract no remuneration except for reimbursement of expenses such as telephone, travel and accommodation costs incurred whilst performing Board activities. Board Members are elected in accordance with Part V, Para 20(a) of the SLSWA Constitution. The Chief Executive Officer is also part of the Board but does not have the right to vote.

Name	Meetings Held	Meetings Attended	Expires
Craig Smith-Gander	12	12	2017
Garry Williams CSM	12	12	2017
Chris Brien	12	10	2017
Kelly Moss	12	12	2018
Gemma Tognini	12	9	2018
Jarod Stone	12	10	2019
Sarah Leonard	12	10	2019
James O'Toole	12	12	(Appointed February 2015)

Conflict of Interest

Each Board Member declared their interest in any contractual, selection, disciplinary or other matter in which a conflict of interest arose and made absent him/her from discussions of such matters and was not entitled to vote in respect of such matter. In the event of any uncertainty as to whether it was necessary for a Board Member to refrain from discussions or voting, the issue was immediately determined by the Board.

Code of Conduct

The Board has in place a Code of Conduct contained in its Personnel Handbook which all full-time and honorary officers and committee members must adhere to. An induction program, including the provision of the handbook and member brochure was made available to all SLSWA personnel.

Chief Executive Officer

SLSWA's most senior employee, the Chief Executive Officer is appointed by the Board and is subject to annual performance reviews by the Board. The role is responsible for the day-to-day operations of SLSWA. Mr James O'Toole was appointed to this position, officially commencing on 18 February 2015.

COMMITTEES OF THE BOARD

Committees and member advisory boards are constituted by Part VI, Section 28 of the SLSWA Constitution to assist the Board in the discharge of its responsibilities. The committees and member advisory boards are for held for a two year term, this term being 2015/2016 and 2016/2017.

Australian Honours and Awards Committee

The Life Members and Awards Committee recommends to the Board nominations of individual members for SLSWA Life Membership, SLSA Life Membership, appropriate levels of Australian Honours and Awards and the SLSWA Sporting Hall of Fame. The committee comprised Bob Welch OAM (Chair), Jean Burling OAM, John King OAM, Mark Irwin, Mike Smith OAM, Larry Tilbury and David Somers (Nominee of the SLSWA CEO).

Lifesaving Committee

The Lifesaving Committee develops, monitors and reviews standards, policy and procedures relating to water safety, patrols, training and assessment. The committee comprised Mark Hills (Chair), Chris Kuster, Gary Bunford, Graham Sharpe, Mary-Anne Patton, Richard Lowe, David Reid and Matt du Plessis and Josh McCleery (Nominees of the SLSWA CEO).

Sports Committee

The Surf Sports Advisory Committee selects finalists and winners for Awards of Excellence categories and makes recommendations through the CEO to the Board of Directors regarding the direction of surf sports in WA. The committee comprised Stephen Carrick (Chair), Andrew Walker, Carolyn Wilson, John Barwood, Reece Baker, Sandy Clarke, Thomas Nolan, Debbie Bird (until December 2016), David Hunt and Chris Inglis (Nominee of the SLSWA CEO).

Development Committee

The Development Advisory Committee recommends initiatives to provide leadership opportunities and pathways to all members and clubs in WA, and is involved in establishing good practice models for the development of our junior members. The committee comprised Cath Morgan (Chair), Alannah Wilson, Craig Ashworth, Digby Wilson, Ian Smallwood, Julie Doyle, Peter Savage, Tayla Tenaglia and David Somers (Nominee of the SLSWA CEO).

Member Education and Training Advisory Committee

The Member Education and Training Advisory Committee has been tasked to review education and training programs, policies and activities together with undertaking research and development as required. The committee is to participate in moderation and validation of resources and engage in the delivery of the strategic direction of Member Education of SLSWA. The committee comprised Digby Wilson (Chair), Anne-Marie Widemanski, Brett Wakefield, Belinda Kuster, Jodee Woodward, Dominic Cowdell, John King OAM and David Gallagher (Nominee of the SLSWA CEO).

OPERATIONAL PANELS

Training Consultant Panel

The Training Consultant Panel coordinates the training and assessment of our members within their specified area. The panel comprised Belinda Kuster (Central Metropolitan), Graham Sharp (South Metropolitan), Mark Hills and Garry Bunford (North Metropolitan), Gary Carthew (South-West) and Celia Waugh (Great Southern).

Surf Boat Panel

The Surf Boat Panel is an advisory team for SLSWA in relation to the development and growth of Surf Boat Rowing in WA. The panel comprised David Hunt (Chair), Peter Watkins, Nick Palmer, Kaylene Bozich, Douglas Simpson, John King OAM, Brendan Privilege, Tim Whitehurst, Darren Mills and Jeff Hegarty.

IRB Competition Advisory Panel

The IRB Competition Advisory Panel provides recommendations regarding the development, growth and safety of IRB competition in WA. The panel comprised Trent Rapley (Chair), Tanita Marsh, Dan Rose, Daryl Griffin, Michael Peters, John King OAM, Laurie de Mamiel, Adrian Krop and Danny Savage.

OFFICIALS

Jenny Aden
Jerome Anderson
Lea Anderson
Mark Anderson
David Armstrong
Craig Ashworth
Jo Ashworth
Glynne Bartle
John Barwood
Jeff Baxter
Mike Beeney
Sonja Belle-Wood
Kelvin Bishop
Marni Black
Steve Boutle
Neil Bowie
Janine Boyle
Jacinta Broadley
Chad Burling
Gail Burling
Jean Burling
Rob Capper
Kate Caren
Brian Carthew
Gary Carthew
Alan Carville
Sandy Clarke
Karen Cleveland
Richard Cleveland
Penny Cohen
Susan Coleman
Michael Cook
Lisa Coyle
Lorraine Crook
Daniel Crosby
Jonathon Crossen
Mal Currey
Karen Dennett
Neil Dickson
Dianne Doick
Ashley Dry
Tomasz Dudek
Kevin Duguid
Denise Duncan
Alex Edward
Julia Fentrill
Davinya Ferguson
Nathan Fitzgerald
Rebecca Flouzat
Ingrid Foster
Heather Freeman
Alison Gerrard
Trevor Gibb
Wendy Gibbons
Carol Gibbs
Norman Gibbs
Steve Glossop
Shirley Godfrey
Jeff Greenfield
Daryl Griffin
Jonathon Griffin
Chris Groom
Chris Gwynne
Chris Hainsworth
Bill Hale
Sue Hancy
Michelle Harrison
Cheryl Harvey
Brian Harwood

Kirsty Hayden
Jane Hewitt
Andy Hiles
John Hillen
Mark Hills
Tim Hills
Glenda Hirsch
Adrienne Holt
Chris Inglis
Karen Ireland
Tracey Irving
Margaret Jackson
Paul Jervis
Clint Johnson
Norman Johnson
Andrew Jones
Dawn Jones
Warren Jones
Susie Kay
Wendy Kehoe
Shane Kennedy
Gail King
John King
David Knowles
Todd Knox
Belinda Kuster
Veronika Lakay
Jasmine Lamb
David Lanfear
Steve Lee
Kristina Lemson
Wayne Lewis
Chris Liddell
Jo Lucas
Alex Lynch
Elizabeth Maffescioni
Ray Maffescioni
Tegan Maffescioni
Melissa Malcom-Smith
Barry Marshall
Sharlene Mattingly
Gloria McBride
Jacqueline McGregor
Stuart McKay
Cindy McKellor
Dean McKie
Iain McPherson
Bob Meek
Wendy Meek
Bronwyn Meldrum
Justin Meldrum
Bruce Mentz
Joan Merrifield
Shaun Mulvey
Chris Murphy
Pam Murphy
Jackie Murray
Dario Nandapi
Ed Negus
Roger Nowell
Barry Oakley
Deb O'Mahony
Dana Owen
Rodney Owen
Stephen Palandri
Catherine Park
Karla Parlinovich
Nicky Parsons
Rebecca Payne

Jeanette Peraldini
Sharon Phillips
Deborah Pieterse
Mark Platt
Jane Ponsonby
Miles Ponsonby
Allan Porteus
Rachel Quirk
Trent Rapley
Jasper Rasmussen
Vanessa Ravenscroft
Farook Razvi
Kathryn Redden
David Reid
Cathy Reynolds
Joanne Rooke
Daryl Ross
Caitlyn Rothnie
Christine Runnion
Kate Sampson
Glenda Schulz
Jane Scott
Franco Scullino
Joe Selden
Tracey Shaw
John Sheridan
Doug Simpson
Janelle Slattery
Matthew Slattery
Ian Smallwood
Eric Smith
Kingsley Smith
Louise Smith
Deborah Snelling
Graham Snook
Lesley Solly
Rob Somerford
Belinda Somers
David Somers
Darren Spencer
Tim Spithoven
Ben Stephens
Mike Sumich
Jenny Taylor
Peter Taylor
Rebecca Tibbles
Kazimierz Trofimczyk
Kellie Turner
Ciara Tyson
Terry Upston
Damien Van Kelt
Ian Vilkson
Helen Vincent
Peter Waey
Brett Wakefield
Roy Watkins
Teresa Watkins
Jane Watson
Celia Waugh
Andrew Webster
Bob Welch
Shane Weldon
Tiffany Weldon
Barbara Whipp
Greg Whipp
Jasmine White
Ash Whittle
Paul Whittle
Anne-Marie Widermanski

Garry Williams
Jessica Williams
Megan Williams
Simon Williams
Carolyn Wilson
Digby Wilson
Jo Woolley
Peter Wyburn
Arnold Zeh

TRAINERS, ASSESSORS AND FACILITATORS

Kelly Aitken-Fox
Cameron Allaway
Gavin Allaway
Tim Allingham
Helen Allison
Wilhelmus Amesz
Alicia Anderson
Daniel Andrew
Wayne Appleton
Arthur Bajada
Jody Ballard
David Barton
John Barton
John Bate
Danica Bates
Amy Beal
Jenaya Bell
Nathan Bell
Paul Berry
Julie Best
Byron Bird
Luke Bishop
Michele Bistrup
Jenna Blair
Justin Blankley
Montanna Blankley
Colleen Blevins
Penelope Boardman
Phillip Brewer
Chris Brien
Peter Brigg
David Brindle
Kerryn Briody
Susan Britt
Jonathan Broomhall
Lloyd Brosens
Lynette Brosens
Renato Bruno
Pamela Bubrzycki
Evan Bunford
Garry Bunford
Christine Burke
Kate Burke
Jean Burling
Joanne Cammack
Laurence Campbell
David Carbon
Gary Carthew
Jack Castellarin
Louis Cheeseman
Ken Clark
Fern Clarke
Ian Clarke
Sandy Clarke
Tacey Clarke
Tegan Clarke
Pia Claudius
Mark Cleary
Terrance Colby
Sam Collins
Alistair Cook
Bradley Cook
Michael Cook
Lucas Cottrill
Christine Cougan
Domenic Cowdell
Rachael Crabb
Emma Cummuskey
Evan Damianopoulos

Elaine Daniels
Ian Daniels
Lauren Darge
Stephen Dargie
Bridget Darragh
Michael Darragh
Dean Davidson
John Davies
Roshann Davies
Phill Dee
Rachele Devoto
Cameron Dimsey
Sophie Dinnes
Rielle Doick
Mark Dove
Julie Doyle
Rachelle Doyle
Kevin Duguid
Andrew Dunning
Emma Dunning
Dylan Eales
Sophie Edgar
Guy Edwards
Kevin Edwards
Kitty Eichner
Samuel Elias
Andrew Elliott
Kevin Emery
Leesa Equid
Jason Evans
Kevin Fettes
Nathan Fitzgerald
Bernadette Flint
Jillian Folkard
Mark Folkard
Andrew Ford
Michael Francis
Nathan Frankel
Vanessa Fyfe
James Gail
John Garnett
Vanessa Gawan-Taylor
Trevor Gibb
Julian Gibbings
Bryan Gibbs
Simon Gidley
Troy Gillis
Linda Gladwell
Mark Glaister
Stephen Glossop
Stephen Goddard
Darren Gould
Liam Gould
Craig Graydon
Alexis Grayson
Phillip Green
Anthony Greenfield
Vivienne Greenfield
Josh Greenwood
Timothy Gregg
Roger Gregson
Jonathon Griffin
Tayla Hadden
Christopher Hainsworth
Graham Halton
Nicholas Hancock
John Hardbottle
Judith Harlow
Samantha Harnett

Sharee Hart
Dick Hartley
Jodie Harwood
Peter Hastie
Philippa Hawson
Sean Hazelden
Bethwyn Hearle
Beverley Heesters
Johannes Heesters
Sharon Henning
Stephen Herron
Jolanta Hewitt
Rocky Hildred
Peter Hilgendorf
Fern Hill
Mark Hills
John Hodges
Michelle Hodges
James Hodgkinson
Adam Hoes
Neville Hogan
Adrienne Holt
David Hounslow
Robert Howard
Nicholas Hudson
Daryl Hueppauff
Sarah Hull
Ashleigh Hurford
Tim Hurford
Christopher Inglis
Mark Innes
Albert Iten
Erin Jameson
Gabrielle Jolliffe
Evan Jones
Kaitlin Jones
Nicholas Journet
Jeff Kallaw
Simon Kanakis
William Kelly
Paris Kelso
Damian Kiely
Michael Kinder
Gail King
John King
Liza Kneebone
Robin (David) Knowles
Daniel Knox
David Kordic
Hayden Krammer
Belinda Kuster
Christopher Kuster
Tristan Lakay
Jasmine Lamb
Richard Lane
Luke Laycock
Danny Lea
JaneLeaversuch
Ken Leong
Beth Lewis
Tracey Lewis
Michael Liitainen
Matt Linney
Barbara Loudon
Richard Lowe
Johanna Lucas
Robert Lucas
Luke Lumsden
Bevan Macauley

Liberty Madden
Tegan Maffescioni
Elizabeth Mair
Cameron Martin
Marcus Martin
Melissa Martyn
Andrew Matraszek
Trevor Maybank
Patrick McCarthy
Peter McCleery
Bree McFadyen
Jacqueline McGregor
Cathrine McIntyre
Craig McIntyre
Samantha McIntyre
Tayla McKee
Paul McKenner
Amelia Meares
Jeff Medcalf
Justin Meldrum
Emile Mercier
Joan Merrifield
Julian Ming
Amie Montefiore
Cath Morgan
Jason Morgan
Brian Morrissey
Laurence Mott
Elana Mulvay
George Mumford
Edward Neilan
Peter Nelson
Kevin Nettleton
Joanne Niven
Martin Norwood
Jacqueline Nowell
Anne-Marie Nunes
Helen O'Brien
Shannon O'BRIEN
Rachel O'Connor
Rebecca O'Malley
Jennifer Orme
Christopher Oversby
Rodney Owen
Anthony Paini
Jack Palmer
Christopher Papaioannou
Mary-Anne Paton
Les Paxton
James Peoples
Stephen Peraldini
Leslie Pereira
Craig Piercy
Rhonda Pilgrim
Benjamin Pink
Elisabeth Pitts
Kim Porter
Raelene Powys
Donato Preiato
John Price
Russell Price
Joanne Pulsford
Robert Pulsford
Sally Putland
David Quimby
Helen Rabjones
Shane Rabjones
Nicola Ralph
Anne Ranson

TRAINERS, ASSESSORS AND FACILITATORS

Lachlan Ranson
Samuel Ranson
Mark Regel
David Reid
Monica Reinhardt
Jessica Reynolds
Stephen Reynolds
John Rhatigan
Andrew Richardson
Neil Rigby
Maddelyn Rimmer
Grant Rosman
David Rossow
Christo Rowley
Janie Rowse
Neil Rowse
Lorraine Rule
Carolyn Ryan
Eamon Ryan
Miriam Salter
Giovanni Sansalone
Edward Saunders
Peter Saunders
Marc Saupin
Daniel Savage
Laura Schuhkraft
David Scott
Jane Scott
Jeff Scott
Camille Selden
Joe Selden
Patrick Sewell
Graham Sharpe
Campbell Shaw
Michael Shaw
John Skipsey
Janelle Slattery
Matthew Slattery
Madeline Small
Ian Smallwood
Julie Smallwood
Allen Smith
Grant Smith
Ingrid Smith
James Smith
Kingsley Smith
Robert Smith
Teagan Smith
Anthony Snelling
David Somers
Tim Speer
Alethea Spiers
Ian Spurgeon
Aidan Squires
Belinda Stegmann
Benjamin Stephens
Nick (James) Stewart
Helena Stoakley
Oliver Stockwell
Bernard Style
John Summers
Jennifer Taylor
Jenny Taylor
Peter Taylor
Sharon Taylor
Carlo Tenaglia
Tracey Tenaglia
Stephen Thomas
Janelle Thompson

David Thomson
Murray Thornton
Phoebe Thornton
Larry Tilbury
Peter Traeger
Timothy Tucak
Tanya Turner
Jacqui Uglow
David Ulbrick
Cole van-Overdijk
Megan Vella
Leanne Verhoeff
Zac Vinten
Steve Voke
Deborah Wake
Brett Wakefield
Blair Walkington
Kim Wallis
Brett Warner
Shelby Warren
Keith Warrick
Celia Waugh
Jake Webb
Warwick Webb
Bruce Westerman
Anne-Marie Widermanski
Sarah-Ann Wilkinson
Andrew Williams
Garry Williams
Jessica Williams
Megan Williams
Mark Williamson
Carolyn Wilson
David Wilson
Digby Wilson
Graham Wimbridge
Bernard Wong
Jennifer Wood
Jonathon Wood
Robert Woods
Jodee Woodward
Shayne Yates
Anna Young
Justin Zis
Karthi Zis

SURF SPORTS RESULTS SENIORS

2017 SunSmart WA Surf Life Saving Senior Championships Trophies

Bernie Kelly Medal

Jackson Symonds, Sorrento SLSC

The Bernie Kelly Medal is awarded for the most outstanding performance by a competitor.

In 1947, Bernie Kelly of Swanbourne Nedlands SLSC won the Open Surf Belt at the Australian Championships, becoming the first Western Australian to ever win an Australian Open Title, and therefore is honoured with the naming of this prestigious award.

State Championship Banner - Total Aggregate Points Trigg Island SLSC

Presented to the club with the highest total pointscore.

State Championship Handicap Banner Trigg Island SLSC

Presented to the club with the highest total pointscore overall, based on handicap derived from the past three years overall pointscore.

Glowery Trophy - Open Events Total Points Trigg Island SLSC

Presented to the club with the highest pointscore calculated from Open events.

Caris Bros Trophy - Open, Under 23, Under 21 and Under 19 Events Total Points City of Perth SLSC

Presented to the club with the highest total pointscore for Open, Under 23, Under 21 and Under 19 events combined.

A.D. Scott Cup - Under 19 Total Points City of Perth SLSC

Presented to the club with the highest pointscore calculated from Under 19 events.

Cadet Cup - Under 17 & Under 15 Total Points Trigg Island SLSC

Presented to the Club with the highest pointscore calculated from Under 15 and Under 17 events.

Foundation President's Trophy and R&R Premiers banner Sorrento SLSC

Presented to the team who wins the Open 6 Person R&R event.

Walsh Shield - Under 19, 5 Person R&R Sorrento SLSC

Presented to the winning team in the Under 19 5 Person R&R event.

Paton Shield - Open March Past Trigg Island SLSC

Presented to the winning team in the Open March Past event.

Bryan Shield - Open Male Surf Boat North Cottesloe SLSC

Presented to the winning crew in the Open Male Surf Boat Race.

Julian Trophy - Under 19 Surf Boat Scarborough & North Cottesloe SLSC

Presented to the winning crew in the Under 19 Surf Boat Race.

Senior Champion Lifesaver

Open Male - Max Anderson Loake, City of Perth SLSC

Open Female - Leesa Equid, Swanbourne Nedlands SLSC

Presented to the winners of the Open Champion Lifesaver events.

Junior Champion Lifesaver

Under 19 Female - Talia Jakubans, City of Perth SLSC

Presented to the winner of the Under 19 Champion Lifesaver events.

David Clarke Shield Mullaloo SLSC

Presented to the Open Male IRB driver and crew team for the most points accumulated over the 2016/17 IRB competition season.

Combined Marine Shield Mullaloo SLSC

Presented to the Open Female IRB driver and crew team for the most points accumulated over the 2016/17 IRB competition season.

Frank Senior Trophy Fremantle SLSC

Presented to club which accumulates the most points over the 2016/17 IRB competition season.

Country Championship Banner City of Bunbury SLSC

Country Championship Handicap Banner Albany SLSC

2017 SunSmart WA Surf Life Saving Senior Championships 4-5 March 2017, Trigg Beach

Overall Club Rank & Points

1	Trigg Island SLSC	1299
2	City of Perth SLSC	1023
3	Sorrento SLSC	802
4	Mullaloo SLSC	727
5	North Cottesloe SLSC	507
6	Fremantle SLSC	352
7	Scarboro SLSC	345.5
8	City of Bunbury SLSC	204.58
9	Cottesloe SLSC	137
10	Coogee Beach SLSC	74.5
11	Secret Harbour SLSC	27
12	Binningup SLSC	23.25
13	Floreat SLSC	19
14	Denmark SLSC	16
15	Champion Bay SLSC	13
16	Busselton SLSC	11.83
17	Albany SLSC	10.5
18	Port Bouvard SLSC	10
19	Swanbourne Nedlands SLSC	9
20	Mandurah SLSC	6
21	Geraldton SLSC	5
22	Dongara Denison SLSC	4.83
23	Quinn's Mindarie SLSC	2

Overall Handicap Club Rank & Points

1	Trigg Island SLSC	1299
2	North Cottesloe SLSC	1244
3	Scarboro SLSC	1199
4	City of Perth SLSC	1195
5	Fremantle SLSC	1189.5
6	Sorrento SLSC	1145.5
7	Coogee Beach SLSC	1138
8	Floreat SLSC	1112.1
9	City of Bunbury SLSC	1111.7
10	Denmark SLSC	1109.8
11	Champion Bay SLSC	1105.1
12	Binningup SLSC	1104.5
13	Mandurah SLSC	1100.1
14	Dongara Denison SLSC	1099.6
15	Albany SLSC	1099.3
16	Cottesloe SLSC	1096.6
17	Port Bouvard SLSC	1095.1
18	Quinn's Mindarie SLSC	1093.5
19	Esperance Goldfields SLSC	1092.8
20	Dalyellup SLSC	1092.5
21	Geraldton SLSC	1092.1
22	Broome SLSC	1091.9
23	Busselton SLSC	1083.5
24	Swanbourne Nedlands SLSC	1049.1
25	Mullaloo SLSC	1047.1
26	Secret Harbour SLSC	984.3

Open Female Beach Flags

1	Murphy, Gabrielle	CY	6
2	Maffescioni, Tegan	NC	5
3	Priddis, Alysse	CY	4
4	Watts, Sophie	SB	3
5	Siciliano, Georgie	NC	2
6	Lord, Jacqueline	SO	1

Open Female Beach Relay

1	City of Perth Team A	CY	6
2	Sorrento Team A	SO	5
3	Scarboro Team A	SB	4
4	North Cottesloe A	NC	3
5	North Cottesloe Baby Chicks	NC	2
6	North Cottesloe 2K Turbos	NC	1

Open Female Beach Run (2km)

1	O'Toole, Alison	CY	6
2	Marsh, Olivia	NC	5
3	Lipscombe, Mathilda	NC	4
4	Anderson, Sarah	NC	3
5	Marslen, Tess	NC	2
6	Shellabear, Madeleine	NC	1

Open Female Beach Sprint

1	Maffescioni, Tegan	NC	6
2	Murphy, Gabrielle	CY	5
3	Lord, Jacqueline	SO	4
4	Priddis, Alysse	CY	3
5	Watts, Sophie	SB	2
6	Plint, Jenny	SO	1

Open Female Board Race

1	Hardstaff, Jayde	CY	6
2	Graham, Ceris	TI	5
3	Smith, Georgia	TI	4
4	Caren, Ella	TI	3
5	Smith, Elise	TI	2
6	Mickle, Jade	CY	1

Open Female Board Relay

1	City of Perth Team A	CY	6
2	Trigg Island Team B	TI	5
3	Sorrento Team A	SO	4
4	City of Bunbury Team A	BY	3
5	Trigg Island Team A	TI	2
6	City of Perth Team B	CY	1

Open Female Board Rescue

1	City of Perth Team A	CY	6
2	City of Bunbury Team B	BY	5
3	Sorrento Team A	SO	4
4	Trigg Island Team B	TI	3
5	City of Bunbury Team C	BY	2
6	Trigg Island Team A	TI	1

Open Female Double Ski

1	City of Bunbury Team B	BY	6
2	Trigg Island Team B	TI	5
3	Sorrento Team B	SO	4
4	Trigg Island Team A	TI	3
5	City of Perth Team A	CY	2
6	Sorrento Team A	SO	1

Open Female Ironman

1	Hardstaff, Jayde	CY	6
2	Willsher, Jessie	BY	5
3	Graham, Ceris	TI	4
4	O'Shea, Caitlin	TI	3
5	Smith, Georgia	TI	2
6	Smith, Tara	SO	1

Open Female Rescue Tube Rescue

1	Trigg Island Team A	TI	6
2	City of Perth Team A	CY	5
3	North Cottesloe Team A	NC	4
4	Sorrento Team A	SO	3
5	Mullaloo Team A	ML	2

Open Female Single Ski

1	Willsher, Jessie	BY	6
2	Graham, Ceris	TI	5
3	Hardstaff, Jayde	CY	4
4	Leaversuch, Natasha	CO	3
5	Nicholls, Alana	TI	2
6	Albertsen, Kiera	CY	1

Open Female Single Ski Relay

1	City of Perth Team A	CY	6
2	Trigg Island Team A	TI	5
3	City of Bunbury Team A	BY	4
4	Trigg Island Team B	TI	3
5	Sorrento Team A	SO	2
6	Mullaloo Team A	ML	1

Open Female Surf Boats

1	City of Perth City Rowbots	CY	6
2	City of Perth City Senyoritas	CY	5
3	North Cottesloe Team C	NC	4
4	Scarboro Torque Much	SB	3
5	North Cottesloe Hang and Bang	NC	2
6	Cottesloe Aquaholics	CO	1

Open Female Surf Race

1	Smith, Georgia	TI	6
2	Hardstaff, Jayde	CY	5
3	Thomson, Madeline	TI	4
4	Mickle, Jade	CY	3
5	Mickle, Olivia	CY	2
6	Smith, Elise	TI	1

Open Female Surf Teams Race

1	Trigg Island Team A	TI	6
2	Sorrento Team A	SO	5
3	City of Perth Team A	CY	4
4	Trigg Island Team B	TI	3
5	City of Perth Team B	CY	2
6	North Cottesloe Team A	NC	1

Open Female Taplin Relay

1	Trigg Island Team A	TI	6
2	Trigg Island Team B	TI	5
3	City of Perth Team A	CY	4
4	Sorrento Team A	SO	3
5	City of Bunbury Team A	BY	2
6	City of Bunbury Team B	BY	1

Open Male Beach Flags

1	Symonds, Jackson	SO	6
2	Nolan, Thomas	NC	5
3	Hodgkin, Sam	SO	4
4	Bailey, Matthew	NC	3
5	Paulus, Caleb	SO	2
6	Hodgkin, Tom	SO	1

Open Male Beach Relay

1	Sorrento Team A	SO	6
2	North Cottesloe Team A	NC	5
3	Scarboro Team A	SB	4
4	Sorrento Team B	SO	3
5	North Cottesloe Team B	NC	2
6	Trigg Island Team A	TI	1

Open Male Beach Run (2km)

1	Duncan, Matthew	BY	6
2	Ferguson, Nicholas	CO	5
3	Cooke, Lachlan	NC	4
4	Rogers, Cooper	NC	3
5	Jenkinson, Kent	TI	2
6	Rowe, Sam	NC	1

Open Male Beach Sprint

1	Symonds, Jackson	SO	6
2	Rigby, Charlie	SO	5
3	Nolan, Thomas	NC	4
4	Paulus, Caleb	SO	3
5	Geeson, Lee	TI	2
6	Hodgkin, Tom	SO	1

Open Male Board Race

1	Gould, Wesley	ML	6
2	Allsopp, Blake	TI	5
3	Carrick, Benjamin	CY	4
4	Host, William	TI	3
5	Armstrong, Lachlan	TI	2
6	Bowbridge, Matthew	TI	1

Open Male Board Relay

1	Trigg Island Team A	TI	6
2	City of Perth Team A	CY	5
3	Mullaloo Team A	ML	4
4	Trigg Island Team B	TI	3
5	Trigg Island Team C	TI	2
6	City of Bunbury Team A	BY	1

Open Male Board Rescue

1	City of Perth Team A	CY	6
2	Mullaloo Team A	ML	5
3	Trigg Island Team D	TI	4
4	Trigg Island Team A	TI	3
5	Trigg Island Team B	TI	2
6	City of Perth Team B	CY	1

Open Male Double Ski

1	North Cottesloe Team A	NC	6
2	Trigg Island Team A	TI	5
3	North Cottesloe Team B	NC	4
4	City of Perth Team A	CY	3
5	North Cottesloe Team C	NC	2
6	City of Bunbury Team B	BY	1

Open Male Ironman

1	Jones, Ben	ML	6
2	Retty, Jack	CY	5
3	Maurice, Joshua	CY	4
4	Gallagher, Thomas	CY	3
5	Anderson Loake, Max	CY	2
6	Gould, Wesley	ML	1

Open Male Rescue Tube Rescue

1	Trigg Island Team A	TI	6
2	City of Perth Team A	CY	5
3	Mullaloo Team A	ML	4
4	Sorrento Team A	SO	3
5	Trigg Island Team B	TI	2
6	North Cottesloe Team B	NC	1

Open Male Single Ski

1	Baker, Reece	TI	6
2	Humble, Daniel	TI	5
3	Bird, Stephen	NC	4
4	Maurice, Joshua	CY	3
5	Sarson, Brendon	TI	2
6	Bird, Timothy	NC	1

Open Male Single Ski Relay

1	Trigg Island Team A	TI	6
2	North Cottesloe Team A	NC	5
3	City of Perth Team A	CY	4
4	North Cottesloe Team B	NC	3
5	Trigg Island Team B	TI	2
6	City of Perth Team B	CY	1

Open Male Surf Boat

1	North Cottesloe Boatmen	NC	6
2	North Cottesloe Rex	NC	5
3	Fremantle Fajitas	FM	4
4	City of Perth City Werewolves	CY	3
5	Scarboro Black	SB	2
6	North Cottesloe Toll	NC	1

Open Male Surf Race

1	Retty, Jack	CY	6
2	Smith, Callan	TI	5
3	Meldrum, Lachlan	TI	4
4	Smith, Jake	TI	3
5	Jackson, Ethan	CY	2
6	Jones, Ben	ML	1

Open Male Surf Teams Race

1	Trigg Island Team A	TI	6
2	City of Perth Team A	CY	5
3	Mullaloo Team A	ML	4
4	Trigg Island Team B	TI	3
5	City of Perth Team C	CY	2
6	Sorrento Team A	SO	1

Open Male Taplin Relay

1	Trigg Island Team A	TI	6
2	Trigg Island Team B	TI	5
3	City of Perth Team A	CY	4
4	Trigg Island Team C	TI	3
5	City of Perth Team B	CY	2
6	Mullaloo Team A	ML	1

Open Mixed Double Ski

1	Trigg Island Team A	TI	6
2	City of Perth Team A	CY	5
3	Trigg Island Team B	TI	4
4	City of Bunbury Team B	BY	3
5	Trigg Island Team C	TI	2
6	Scarboro Team A	SB	1

Open Mixed Lifesaver Relay

1	City of Perth Team B	CY	6
2	City of Perth City A	CY	5
3	Mullaloo Team A	ML	4
4	Sorrento Team A	SO	3
5	Scarboro A	SB	2

Open Mixed March Past

1	Trigg Island Team A	TI	6
2	Sorrento Team A	SO	5
3	City of Perth Team A	CY	4
4	Scarboro Team A	SB	3
5	North Cottesloe Team A	NC	2
6	SH Team A	SH	1

Open Mixed Surf Boat Relay

1	North Cottesloe Team A	NC	6
2	North Cottesloe Team B	NC	5
3	Scarboro A	SB	4
4	City of Perth City A	CY	3
5	North Cottesloe Team C	NC	2

Over 24 Female Restricted Surf Race

1	Smith, Tara	SO	6
2	Booker, Ashlee	SO	5
3	Reynolds, Jessica	NC	4
4	Duczynski, Rachel	SO	3
5	Colliss, Sharan	CY	2
6	Chetwin, Emily	CY	1

Over 24 Male Restricted Surf Race

1	Evans, Jason	CY	6
2	Jones, Warren	SB	5
3	Donaldson, Andrew	CY	4
4	Sudintas, Cameron	ML	3
5	Pearson, Zachary	NC	2
6	Pass, Robert	NC	1

Reserves Female Surf Boat

1	North Cottesloe First Ladies	NC	6
2	City of Perth City Sirens	CY	5
3	North Cottesloe Chicky Babes	NC	4
4	Fremantle Little Creatures	FM	3
5	City of Bunbury Team A	BY	2
6	Mullaloo Mix	ML	1

Reserves Male Surf Boat

1	North Cottesloe Wolfpack	NC	6
2	City of Perth City Black	CY	5
3	Scarboro Cuzzy Bros	SB	3.5
3	Fremantle Boat People	FM	3.5
5	North Cottesloe Nut Dunks	NC	2
6	City of Perth City Oars Deep	CY	1

U/14 Female Beach Flags

1	Fraser, Mia	CY	6
2	Gillibrand, Georgia	NC	5
3	McDonald, Mosaia	CO	4
4	Caldwell, Ella	BP	3
5	Musk, Charlotte	AL	2
6	McCarthy, Millie	CO	1

U/14 Female Beach Relay

1	Binningup Team A	BP	3
1	City of Bunbury Team A	BY	1.5
1	Coogee Beach Team A	CB	1.5
2	City of Perth Team A	CY	5
3	North Cottesloe Team A	NC	4
4	Sorrento Team A	SO	3
5	Albany/Floreat	AL	1
5	Floreat SLSC/Floreat SLSC	FL	1
6	Trigg Island Team A	TI	1

U/14 Female Beach Run (2km)

1	Crosby, Jemima	FL	6
2	Fredonnet, Nikita	TI	5
3	Berry, Sienna	SO	4
4	McCarthy, Millie	CO	3
5	Grayson-Dharmaputri, Kali	CB	2
6	Pizzuto, Carly	FM	1

U/14 Female Beach Sprint

1	Nandapi, Serena	BP	6
2	Fraser, Mia	CY	5
3	Wall, Lily	NC	4
4	Buchanan, Daisy	CO	3
5	Bain, Megan	BY	2
6	Swart, Mikaela	CY	1

U/14 Female Board Race

1	Innocent, Sascha	TI	6
2	Fredonnet, Nikita	TI	5
3	Berry, Sienna	SO	4
4	Aberhart, Grace	TI	3
5	Jorgensen, Anna	CY	2
6	Poll, Bella	CO	1

U/14 Female Board Relay

1	Trigg Island Team A	TI	6
2	City of Perth Team A	CY	5
3	Trigg Island Team B	TI	4
4	Sorrento Team A	SO	3
5	Cottesloe Team A	CO	2
6	Mullaloo Team A	ML	1

U/14 Female Board Rescue

1	Trigg Island Team A	TI	6
2	Sorrento Team A	SO	5
3	Trigg Island Team B	TI	4
4	Cottesloe Team A	CO	3
5	Floreat Team A	FL	2
6	City of Perth Team C	CY	1

U/14 Female Cameron Relay

1	Sorrento Team A	SO	6
2	Trigg Island Team A	TI	5
3	Cottesloe Team A	CO	4
4	City of Perth Team A	CY	3
5	Trigg Island Team B	TI	2

U/14 Female Ironman

1	Innocent, Sascha	TI	6
2	Aberhart, Grace	TI	5
3	Fredonnet, Nikita	TI	4
4	Bowles, Molly	AL	3
5	Jorgensen, Anna	CY	2
6	Poll, Bella	CO	1

U/14 Female Rescue Tube Race

1	Innocent, Sascha	TI	6
2	Tindall, Dayna	SO	5
3	Packer, Ella	SO	4
4	Macleod, Neve	ML	3
5	Hide, Caitlin	SH	2
6	Moore, Lily	NC	1

U/14 Female Surf Race

1	Innocent, Sascha	TI	6
2	Tindall, Dayna	SO	5
3	Aberhart, Grace	TI	4
4	Madden, Jessica	SO	3
5	Bowles, Molly	AL	2
6	Packer, Ella	SO	1

U/14 Female Surf Teams Race

1	Sorrento Team A	SO	6
2	Trigg Island Team A	TI	5
3	Albany/Floreat	AL	2
3	Floreat/Floreat	FL	2
4	Cottesloe Team A	CO	3
5	Mullaloo Team A	ML	2
6	Fremantle Team A	FM	1

SURF SPORTS RESULTS SENIORS

U/14 Male Beach Flags

1	Thompson, Jared	SO	6
2	Trigwell, Zac	BY	5
3	Nottingham, William	SO	4
4	Noordzy, Thomas	CY	3
5	Moxham, Zaide	NC	2
6	Clarke, Benjamin	NC	1

U/14 Male Beach Relay

1	Sorrento Team A	SO	6
2	Fremantle Team A	FM	5
3	North Cottesloe Team A	NC	4
4	Trigg Island Team A	TI	3
5	Dongara Denison Team A	DD	1.5
5	Fremantle Team B	FM	1.5

U/14 Male Beach Run (2km)

1	Hayden, Jaxon	NC	6
2	Johnson, Ben	SB	5
3	Cachard, Will	DD	4
4	Murray, Lachlan	BN	3
5	Wake, Sam	NC	2
6	Madden, Trent	CO	1

U/14 Male Beach Sprint

1	Moxham, Zaide	NC	6
2	Noordzy, Thomas	CY	5
3	Trigwell, Zac	BY	4
4	Frankel, Lachlan	FM	3
5	Evans, Zac	FM	2
6	Hayden, Jaxon	NC	1

U/14 Male Board Race

1	Johnson, Ben	SB	6
2	Dart, Nicholas	FM	5
3	Hunter, Max	TI	4
4	Savage, Will	TI	3
5	Davies, Tallis	TI	2
6	Toms, Matthew	CY	1

U/14 Male Board Relay

1	Trigg Island Team A	TI	6
2	City of Perth Team A	CY	5
3	Fremantle Team A	FM	4
4	Scarboro Team A	SB	3
5	Sorrento Team A	SO	2

U/14 Male Board Rescue

1	Trigg Island Team A	TI	6
2	Fremantle Team A	FM	5
3	Fremantle Team B	FM	4
4	Trigg Island Team B	TI	3
5	City of Perth Team A	CY	2
6	Sorrento Team A	SO	1

U/14 Male Cameron Relay

1	Fremantle Team A	FM	6
2	Trigg Island Team A	TI	5
3	City of Perth Team A	CY	4
4	Sorrento Team A	SO	3
5	Fremantle Team B	FM	2
6	Sorrento Team B	SO	1

U/14 Male Ironman

1	Savage, Will	TI	6
2	Hunter, Max	TI	5
3	Davies, Tallis	TI	4
4	Papasergio, Daniel	SO	3
5	Dart, Nicholas	FM	2
6	Johnson, Ben	SB	1

U/14 Male Rescue Tube Race

1	Savage, Will	TI	6
2	Hunter, Max	TI	5
3	Chong Sue, Tupou	FM	4
4	Johnson, Ben	SB	3
5	Murray, Lachlan	BN	2
6	Canton, Tane	SO	1

U/14 Male Surf Race

1	Savage, Will	TI	6
2	Chong Sue, Tupou	FM	5
3	Hunter, Max	TI	4
4	Davies, Tallis	TI	3
5	Dart, Nicholas	FM	2
6	Johnson, Ben	SB	1

U/14 Male Surf Teams Race

1	Trigg Island Team A	TI	6
2	Fremantle Team A	FM	5
3	Sorrento Team A	SO	4
4	City of Perth Team A	CY	3
5	Scarboro Team A	SB	2

U/15 Female Beach Flags

1	Rafferty, Charley	SO	6
2	McEwan, Laura	DK	5
3	Breman, Amy	SO	4
4	Cuff, Sienna	CB	3
5	Weeks, Emma	SB	2
6	Jones, Harper	FM	1

U/15 Female Beach Relay

1	Sorrento Team A	SO	6
2	Mullaloo Team A	ML	5
3	Scarboro Team A	SB	4
4	Fremantle Team A	FM	3

U/15 Female Beach Run (2km)

1	Jones, Hannah	SB	6
2	Smith, Sophie	ML	5
3	Gleeson, Nalani	SB	4
4	Marlow, Ellie	ML	3
5	McEwan, Laura	DK	2
6	Geneff, Kyla	SB	1

U/15 Female Beach Sprint

1	Rafferty, Charley	SO	6
2	Breman, Amy	SO	5
3	Weeks, Emma	SB	4
4	McEwan, Laura	DK	3
5	Wells, Kate	SO	2
6	Kaelin, Tian	CO	1

U/15 Female Board Race

1	Greenfield, Hannah	TI	6
2	Pratt, Chalise	TI	5
3	Elliott, Bree	CY	4
4	Naylor, Rachel	TI	3
5	Schou, Olivia	TI	2
6	Lawlor, Romi	CY	1

U/15 Female Board Relay

1	Trigg Island Team B	TI	6
2	Trigg Island Team A	TI	5
3	City of Perth Team A	CY	4
4	Sorrento Team A	SO	3
5	Fremantle Team A	FM	2
6	Trigg Island Team C	TI	1

U/15 Female Board Rescue

1	Trigg Island Team B	TI	6
2	Trigg Island Team D	TI	5
3	Trigg Island Team A	TI	4
4	Mullaloo Team A	ML	3
5	City of Perth Team A	CY	2
6	Scarboro Team A	SB	1

U/15 Female Cameron Relay

1	Trigg Island Team A	TI	6
2	City of Perth Team A	CY	5
3	Scarboro Team A	SB	4
4	Trigg Island Team B	TI	3
5	Mullaloo Team A	ML	2
6	Fremantle Team A	FM	1

U/15 Female Ironman

1	Greenfield, Hannah	TI	6
2	Jones, Hannah	SB	5
3	Lawlor, Romi	CY	4
4	Pratt, Chalise	TI	3
5	Schou, Olivia	TI	2
6	Cake, Jessica	SB	1

U/15 Female Rescue Tube Race

1	Andersen, Jade	MH	6
2	Pratt, Chalise	TI	5
3	O'Brien, Holly	SB	4
4	Lawlor, Romi	CY	3
5	Jones, Hannah	SB	2
6	Kozłowska, Ellen	SB	1

U/15 Female Surf Race

1	Pratt, Chalise	TI	6
2	Lawlor, Romi	CY	5
3	Jones, Hannah	SB	4
4	Cake, Jessica	SB	3
5	O'Brien, Holly	SB	2
6	Kozłowska, Ellen	SB	1

U/15 Female Surf Teams Race

1	Scarboro Team A	SB	6
2	Trigg Island Team A	TI	5
3	Fremantle Team A	FM	4
4	Fremantle Team B	FM	3
5	Sorrento Team A	SO	2
6	Trigg Island Team B	TI	1

U/15 Male Beach Flags

1	Sayers, Cristian	SO	6
2	Schulz, Cooper	ML	5
3	Comeros-Ochtman, Daniel	PB	4
4	Meredith, Jesse	CB	3
5	Waterman, Ben	SO	2
6	Beams, Caleb	CB	1

U/15 Male Beach Relay

1	Sorrento Team A	SO	6
2	Sorrento Team B	SO	5
3	City of Bunbury Team A	BY	4
4	Mullaloo Team A	ML	3
5	Coogee Beach Team A	CB	2
6	Fremantle Team A	FM	1

U/15 Male Beach Run (2km)

1	Coleman, Zachariah	FM	6
2	Waterman, Ben	SO	5
3	Comeros-Ochtman, Daniel	PB	4
4	Paoliello, Luke	BY	3
5	Gigney, Aaron	ML	2
6	Jarman, Mitchell	BY	1

U/15 Male Beach Sprint

1	Sayers, Cristian	SO	6
2	Kirkpatrick, Tai	SO	5
3	Barich, Hugo	SO	4
4	Hearn, Angus	SO	3
5	Comeros-Ochtman, Daniel	PB	2
6	Nuku, Tyler	ML	1

U/15 Male Board Race

1	Mills, Lachlan	TI	6
2	Eley, Patrick	TI	5
3	Gardener, Ryley	ML	4
4	Paoliello, Luke	BY	3
5	Naylor, Brendan	TI	2
6	Johnston-Walker, Angus	BN	1

U/15 Male Board Relay

1	Trigg Island Team A	TI	6
2	Trigg Island Team C	TI	5
3	City of Bunbury Team A	BY	4
4	Scarboro Team A	SB	3
5	Sorrento Team A	SO	2
6	Trigg Island Team B	TI	1

U/15 Male Board Rescue

1	Trigg Island Team A	TI	6
2	Trigg Island Team B	TI	5
3	Trigg Island Team C	TI	4
4	Mullaloo Team A	ML	3
5	Scarboro Team A	SB	2

U/15 Male Cameron Relay

1	Trigg Island Team A	TI	6
2	Sorrento Team A	SO	5
3	Trigg Island Team C	TI	4
4	Trigg Island Team B	TI	3
5	City of Bunbury Team A	BY	1.5
6	Mullaloo Team A	ML	1

U/15 Male Ironman

1	Mills, Lachlan	TI	6
2	Eley, Patrick	TI	5
3	Waterman, Ben	SO	4
4	Paoliello, Luke	BY	3
5	Johnston-Walker, Angus	BN	2
6	Huzzard, Trent	SB	1

U/15 Male Rescue Tube Race

1	Waterman, Ben	SO	6
2	Huzzard, Trent	SB	5
3	Horton, Thomas	SB	4
4	Michael, Jack	CO	3
5	Dobson, Samuel	ML	2
6	Egan, Jakson	TI	1

U/15 Male Surf Race

1	Waterman, Ben	SO	6
2	Ferguson, Cade	TI	5
3	Egan, Jakson	TI	4
4	Johnston-Walker, Angus	BN	3
5	Purdie, Lucas	CO	2
6	Mills, Lachlan	TI	1

U/15 Male Surf Teams Race

1	Trigg Island Team B	TI	6
2	Trigg Island Team A	TI	5
3	Cottesloe Team A	CO	4
4	Scarboro Team A	SB	3

U/17 Female Beach Flags

1	Rafferty, Sydney	SO	6
2	Spencer, Imogen	SB	5
3	Moss, Georgia	SO	4
4	Gray, Iris	FL	3
5	Mitchell, Shannon	CY	2
6	Gillibrand, Jessica	NC	1

U/17 Female Beach Relay

1	Sorrento Team A	SO	6
2	Binningup Team A	BP	1.25
2	City of Bunbury Team A	BY	1.25
2	Floreat Team A	FL	2.5
3	North Cottesloe Team A	NC	4

U/17 Female Beach Run (2km)

1	Henderson, Abbey	FM	6
2	Waters, Jacinta	SB	5
3	Gulberti, Hayley	BY	4
4	Dwyer, Julia	BP	3
5	Sheils-Rudd, Hollie	SB	2
6	Goranova, Sasha	FL	1

U/17 Female Beach Sprint

1	Rafferty, Sydney	SO	6
2	Spencer, Imogen	SB	5
3	Starceвич, Felicity	SO	4
4	Geneff, Tayah	SB	3
5	Dwyer, Julia	BP	2
6	Goranova, Sasha	FL	1

U/17 Female Board Race

1	Ferguson, Shani	TI	6
2	Smaniotto, Courtney	BY	5
3	Mallis, Macarah	SO	4
4	Crisp, Hannah	TI	3
5	Warne, Meg	TI	2
6	Lee, Soraya	ML	1

U/17 Female Board Relay

1	Trigg Island Team A	TI	6
2	Cottesloe Team A	CO	5
3	Trigg Island Team B	TI	4
4	Mullaloo Team A	ML	3
5	Scarboro Team A	SB	2
6	Fremantle Team A	FM	1

U/17 Female Board Rescue

1	Cottesloe Team A	CO	6
2	Trigg Island Team C	TI	5
3	Trigg Island Team B	TI	4
4	Sorrento Team A	SO	3
5	Mullaloo Team A	ML	2
6	Trigg Island Team A	TI	1

U/17 Female Ironman

1	Mallis, Macarah	SO	6
2	Lloyd, Sophie	CO	5
3	Thomson, Madeline	TI	4
4	Crisp, Hannah	TI	3
5	Smaniotto, Courtney	BY	2
6	Lee, Soraya	ML	1

U/17 Female Rescue Tube Race

1	Thomson, Madeline	TI	6
2	Mallis, Macarah	SO	5
3	Howe, Madison	CY	4
4	Lloyd, Sophie	CO	3
5	Smaniotto, Courtney	BY	2
6	Lee, Soraya	ML	1

U/17 Female Single Ski

1	Mallis, Macarah	SO	6
2	Savage, Tyla	TI	5
3	Lee, Soraya	ML	4
4	Smaniotto, Courtney	BY	3
5	Gibson, Meg	SO	2
6	Warne, Meg	TI	1

U/17 Female Single Ski Relay

1	Trigg Island Team A	TI	6
2	Mullaloo Team A	ML	5
3	Cottesloe Team A	CO	4

U/17 Female Surf Race

1	Thomson, Madeline	TI	6
2	Mallis, Macarah	SO	5
3	Ferguson, Shani	TI	4
4	Lloyd, Sophie	CO	3
5	Warne, Meg	TI	2
6	Howe, Madison	CY	1

U/17 Female Surf Teams Race

1	Trigg Island Team A	TI	6
2	Sorrento Team A	SO	5
3	Fremantle Team A	FM	4
4	Fremantle Team B	FM	3

U/17 Female Taplin Relay

1	Trigg Island Team A	TI	6
2	Cottesloe Team A	CO	5
3	Sorrento Team A	SO	4
4	Trigg Island Team B	TI	3
5	City of Perth Team A	CY	2
6	Mullaloo Team A	ML	1

U/17 Male Beach Flags

1	Musika, Jack	CB	6
2	Paul, Brandon	ML	5
3	Lloyd, Matthew	NC	4
4	Banks-Smith, Dominic	NC	3
5	Krammer, Jarred	SO	2
6	Davidson, James	NC	1

U/17 Male Beach Relay

1	North Cottesloe Team A	NC	6
2	Coogee Beach Team A	CB	5
3	Mullaloo Team A	ML	4
4	Fremantle Team A	FM	3
5	Trigg Island Team A	TI	2

U/17 Male Beach Run (2km)

1	Vorster, Owen	ML	6
2	McGovern, Sam	CY	5
3	Hillen, Benjamin	ML	4
4	Hill, Bailey	BY	3
5	Walker, Eamon	NC	2
6	Threadgold, Tyrone	CB	1

U/17 Male Beach Sprint

1	Musika, Jack	CB	6
2	Banks-Smith, Dominic	NC	5
3	Paul, Brandon	ML	4
4	Lloyd, Matthew	NC	3
5	Frankel, Brayden	NC	2
6	Winner, Alex	FM	1

U/17 Male Board Race

1	Walker, Riley	CY	6
2	Lynn, Joshua	NC	5
3	Smith, Kane	TI	4
4	Griffin, Owen	BY	3
5	Jackson, Ethan	CY	2
6	Snook, Joshua	CY	1

U/17 Male Board Relay

1	City of Perth Team A	CY	6
2	City of Bunbury Team A	BY	5
3	City of Perth Team B	CY	4
4	Trigg Island Team A	TI	3
5	Mullaloo Team A	ML	2
6	Trigg Island Team B	TI	1

U/17 Male Board Rescue

1	Trigg Island Team A	TI	6
2	City of Perth Team A	CY	5
3	Mullaloo Team A	ML	4
4	Trigg Island Team B	TI	3
5	Sorrento Team A	SO	2
6	City of Perth Team B	CY	1

U/17 Male Ironman

1	Smith, Callan	TI	6
2	Jackson, Ethan	CY	5
3	Meldrum, Lachlan	TI	4
4	Walker, Riley	CY	3
5	Snook, Daniel	SO	2
6	Smith, Kane	TI	1

U/17 Male Rescue Tube Race

1	Meldrum, Lachlan	TI	6
2	Lynn, Joshua	NC	5
3	Smith, Callan	TI	4
4	Fitzgerald, Jacob	NC	3
5	Colliss, Matthew	CY	2
6	McGovern, Sam	CY	1

U/17 Male Single Ski

1	Walker, Riley	CY	6
2	Lynn, Joshua	NC	5
3	Albertsen, Byron	BY	4
4	Vaisey, Will	TI	3
5	Lewin, Douglas	TI	2
6	Fitzgerald, Jacob	NC	1

U/17 Male Single Ski Relay

1	City of Perth Team A	CY	6
2	City of Bunbury Team A	BY	5
3	Trigg Island Team A	TI	4
4	North Cottesloe Team A	NC	3

U/17 Male Surf Race

1	Smith, Callan	TI	6
2	Meldrum, Lachlan	TI	5
3	Sudlow, Adam	NC	4
4	Colliss, Matthew	CY	3
5	Jackson, Ethan	CY	2
6	Lynn, Joshua	NC	1

U/17 Male Surf Teams Race

1	City of Perth Team A	CY	6
2	Trigg Island Team A	TI	5
3	Mullaloo Team A	ML	4
4	Trigg Island Team B	TI	3

U/17 Male Taplin Relay

1	Trigg Island Team A	TI	6
2	City of Perth Team A	CY	5
3	Trigg Island Team B	TI	4
4	Mullaloo Team A	ML	3
5	North Cottesloe Team A	NC	2
6	City of Bunbury Team B	BY	1

U/17 Mixed March Past

1	Trigg Island Team A	TI	6
2	North Cottesloe Team A	NC	5

U/19 Female Beach Flags

1	Spithoven, Kaleigh	SB	6
2	Spencer, Zoe	SB	5
3	Jackson, Tully	FM	4
4	Rakich, Eliza	NC	3

U/19 Female Beach Relay

1	Scarboro Team A	SB	6
2	North Cottesloe Baby Chicks	NC	5

U/19 Female Beach Run (2km)

1	Wray, Emily	NC	6
2	Maynard, Jo-Anna	ML	5
3	Morfesse, Matilda	NC	4
4	Rakich, Eliza	NC	3

U/19 Female Beach Sprint

1	Spencer, Zoe	SB	6
2	Jackson, Tully	FM	5
3	Spithoven, Kaleigh	SB	4
4	Rakich, Eliza	NC	3

U/19 Female Board Race

1	Willsher, Jessie	BY	6
2	Albertsen, Kiera	CY	5
3	Warne, Ruby	TI	4
4	Smaniotto, Lauren	BY	3
5	Hill, Shannon	BY	2
6	Jakubans, Talia	CY	1

U/19 Female Board Relay

1	Trigg Island Team A	TI	6
2	City of Bunbury Team A	BY	5
3	City of Perth Team A	CY	4
4	Mullaloo Team A	ML	3

U/19 Female Board Rescue

1	City of Bunbury Team A	BY	6
2	City of Perth Team A	CY	5
3	Trigg Island Team A	TI	4
4	City of Bunbury Team C	BY	3
5	Trigg Island Team B	TI	2
6	Fremantle Team A	FM	1

U/19 Female Double Ski

1	City of Perth Team A	CY	6
2	City of Bunbury Team A	BY	5
3	Scarboro Team A	SB	4
4	Scarboro Team B	SB	3
5	City of Perth Team B	CY	2
6	North Cottesloe Team A	NC	1

U/19 Female Ironman

1	Smaniotto, Lauren	BY	6
2	Willsher, Jessie	BY	5
3	Albertsen, Kiera	CY	4
4	Warne, Ruby	TI	3

U/19 Female Rescue Tube Rescue

1	Sorrento Team A	SO	6
2	Trigg Island Team A	TI	5
3	Mullaloo Team A	ML	4
4	City of Perth Team A	CY	3

U/19 Female Single Ski

1	Willsher, Jessie	BY	6
2	Smaniotto, Lauren	BY	5
3	Albertsen, Kiera	CY	4
4	Nowell, Asa	SB	3
5	Shaw, Madeline	CY	2
6	Wood, Paige	ML	1

U/19 Female Single Ski Relay

1	City of Bunbury Team A	BY	6
2	City of Perth Team A	CY	5
3	Trigg Island Team A	TI	4
4	Scarboro Team A	SB	3
5	Mullaloo Team A	ML	2
6	Sorrento Team A	SO	1

U/19 Female Surf Boat

1	North Cottesloe Chicky Babes	NC	6
2	City of Perth City Beaches	CY	5
3	Cottesloe cottrowSPO	CO	4

U/19 Female Surf Race

1	Warne, Ruby	TI	6
2	Hedderwick, Madeleine	BY	5
3	Walker, Isabella	CY	4
4	Elliott, Kara	CY	3
5	Jakubans, Talia	CY	2
6	Maynard, Jo-Anna	ML	1

U/19 Female Surf Teams Race

1	City of Bunbury Team A	BY	6
2	City of Perth Team A	CY	5
3	Trigg Island Team A	TI	4
4	Mullaloo Team A	ML	3
5	Sorrento Team A	SO	2

U/19 Female Taplin Relay

1	City of Bunbury Team A	BY	6
2	City of Perth Team A	CY	5
3	City of Bunbury Team B	BY	4
4	Trigg Island Team A	TI	3
5	Mullaloo Team A	ML	2
6	City of Perth Team B	CY	1

SURF SPORTS RESULTS SENIORS

U/19 Male Beach Flags

1	Rigby, Charlie	SO	6
2	Hodgkin, Sam	SO	5
3	Paulus, Caleb	SO	4
4	Macgregor, Logan	CH	3
5	Murphy, Aiden	CY	2
6	Wade, Ben	SH	1

U/19 Male Beach Relay

1	Sorrento Team A	SO	6
2	North Cottesloe Alpha	NC	5
3	North Cottesloe Full Moons	NC	4
4	North Cottesloe Nut Dunks	NC	3

U/19 Male Beach Run (2km)

1	Macgregor, Logan	CH	6
2	Renshaw, Thomas	CY	5
3	Mazur, Aleksey	TI	4
4	Housham, Matthew	FM	3
5	Whelan, Thomas	CO	2
6	Wade, Ben	SH	1

U/19 Male Beach Sprint

1	Rigby, Charlie	SO	6
2	Paulus, Caleb	SO	5
3	Xavier, Tristan	SO	4
4	Murphy, Aiden	CY	3
5	Whelan, Thomas	CO	2
6	Vincent, Steven	NC	1

U/19 Male Board Race

1	Gould, Wesley	ML	6
2	Caren, Devon	TI	5
3	Mulvey, Kelton	TI	4
4	Anderson Loake, Max	CY	3
5	Gallagher, Thomas	CY	2
6	Thomson, Lachlan	SO	1

U/19 Male Board Relay

1	City of Perth Team A	CY	6
2	Trigg Island Team A	TI	5
3	Mullaloo Team A	ML	4
4	City of Perth Team B	CY	3
5	Trigg Island Team B	TI	2
6	Sorrento Team A	SO	1

U/19 Male Board Rescue

1	Trigg Island Team A	TI	6
2	Trigg Island Team B	TI	5
3	Mullaloo Team A	ML	4
4	Trigg Island Team C	TI	3
5	City of Perth Team A	CY	2
6	Sorrento Team A	SO	1

U/19 Male Double Ski

1	Trigg Island Team A	TI	6
2	Trigg Island Team B	TI	5
3	Scarboro Team A	SB	4
4	City of Perth Team B	CY	3
5	City of Bunbury Team A	BY	2
6	Scarboro Team B	SB	1

U/19 Male Ironman

1	Gould, Wesley	ML	6
2	Gallagher, Thomas	CY	5
3	Anderson Loake, Max	CY	4
4	Caren, Devon	TI	3
5	Rowe, Matthew	SO	2

U/19 Male Rescue Tube Rescue

1	Trigg Island Team A	TI	6
2	Trigg Island Team B	TI	5
3	Sorrento Team A	SO	4
4	Mullaloo Team A	ML	3

U/19 Male Single Ski

1	Gould, Wesley	ML	6
2	Caren, Devon	TI	5
3	Hibben, Luke	TI	4
4	Gallagher, Thomas	CY	3
5	Armstrong, Matthew	CY	2
6	Hooper, Jacob	FM	1

U/19 Male Single Ski Relay

1	City of Perth Team A	CY	6
2	Trigg Island Team A	TI	5
3	Trigg Island Team B	TI	4
4	Scarboro Team A	SB	3
5	Mullaloo Team A	ML	2
6	Sorrento Team A	SO	1

U/19 Male Surf Boat

1	Scarboro FT	SB	6
2	North Cottesloe Nut Dunks	NC	5
3	Mullaloo Vikings	ML	4
4	North Cottesloe Full Moons	NC	3

U/19 Male Surf Teams Race

1	Smith, Jake	TI	6
2	Gallagher, Thomas	CY	5
3	Anderson Loake, Max	CY	4
4	Corrigan, Drew	SO	3
5	Armstrong, Matthew	CY	2
6	Rowe, Matthew	SO	1

U/19 Male Surf Teams Race

1	Trigg Island Team A	TI	6
2	City of Perth Team A	CY	5
3	North Cottesloe Team A	NC	4
4	Sorrento Team A	SO	3

U/19 Male Taplin Relay

1	City of Perth Team A	CY	6
2	Trigg Island Team A	TI	5
3	Trigg Island Team B	TI	4
4	Mullaloo Team A	ML	3
5	City of Perth Team B	CY	2
6	Sorrento Team A	SO	1

U/21 Female Single Ski

1	Hardstaff, Jayde	CY	6
2	Mickle, Jade	CY	5
3	Meyers, Georgia	TI	4
4	O'Shea, Caitlin	TI	3
5	Standing, Annabelle	FM	2
6	Russell, Kate	NC	1

U/21 Male Single Ski

1	Armstrong, Lachlan	TI	6
2	Gould, Brett	ML	5
3	Baker, Alexander	ML	4
4	Windsor, Joshua	TI	3
5	Calvert, Joshua	NC	2
6	Jenkinson, Kent	TI	1

U/23 Female Surf Boat

1	City of Perth City Cygnets	CY	6
2	North Cottesloe Hang and Bang	NC	5
3	Cottesloe Aquaholics	CO	4

U/23 Male Surf Boat

1	North Cottesloe Rex	NC	6
2	North Cottesloe Toll	NC	5
3	Scarboro Black	SB	4
4	Fremantle Sasquatches	FM	3

U/23 Mixed March Past

1	Sorrento Team A	SO	6
---	-----------------	----	---

Open Female Champion Lifesaver

1	Reynolds, Jessica	NC	6
2	Best, Julie	BY	5
3	Tenaglia, Tayla	ML	4

Open Male Champion Lifesaver

1	Anderson Loake, Max	CY	6
2	Ilich, Callum	GN	5
3	Dewers, David	CH	4
4	Scott, David	CY	3
5	Tucak, Timothy	SN	2

U/15 Female Champion Lifesaver

1	Winton, Amanda	TI	6
2	Alibegovic, Amira	TI	5
3	Brooks, Darcey	ML	4
4	Dzicic, Karolina	TI	3

U/17 Female Champion Lifesaver

1	Williams, Georgia	CY	6
2	Black, Ellie	ML	5

U/17 Male Champion Lifesaver

1	Colliss, Matthew	CY	6
2	Schuhkraft, Benjamin	CY	5
3	Scott, Thomas	BY	4
4	Fitzgerald, Jacob	NC	3

U/19 Female Champion Lifesave

1	Jakubans, Talia	CY	6
2	Jolliffe, Lauren	TI	5

Open Female 5 Person R & R

1	Sorrento Team A	SO	6
2	Sorrento Team B	SO	5
3	Cottesloe Team B	CO	4
4	Cottesloe Team A	CO	3

Open Female Surf Belt Race

1	Thomson, Madeline	TI	6
2	Mickle, Jade	CY	5
3	Reynolds, Jessica	NC	4
4	Smith, Elise	TI	3
5	Lee, Soraya	ML	2
6	Gibson, Meg	SO	1

Open Male 5 Person R & R

1	Sorrento Team A	SO	6
2	City of Perth Team A	CY	5

Open Male Surf Belt Race

1	Gallagher, Thomas	CY	6
2	Laver, Paul	SO	5
3	Retty, Jack	CY	4
4	Jones, Ben	ML	3
5	Gould, Wesley	ML	2
6	Windsor, Joshua	TI	1

Open Mixed 5 Person R & R

1	Sorrento Team A	SO	6
2	City of Perth Team A	CY	5
3	Mullaloo Team A	ML	4

Open Mixed 6 Person R & R

1	Sorrento Team A	SO	6
2	Sorrento Team B	SO	5
3	City of Perth Team A	CY	4

U/15 Mixed 5 Person R & R

1	Sorrento Team A	SO	6
2	Mullaloo Team A	ML	5

U/17 Female Surf Belt Race

1	Thomson, Madeline	TI	6
2	Gibson, Meg	SO	5
3	Airey, Elise	SO	4
4	Warne, Meg	TI	3
5	Mallis, Macarah	SO	2
6	Lee, Soraya	ML	1

U/17 Male Surf Belt Race

1	Smith, Callan	TI	6
2	Fitzgerald, Jacob	NC	5
3	Meldrum, Lachlan	TI	4
4	Flouzat, Jacques	TI	3
5	Schuhkraft, Benjamin	CY	2
6	Hillen, Benjamin	ML	1

U/17 Mixed 5 Person R & R

1	Sorrento Team A	SO	6
2	Cottesloe Team A	CO	5

U/19 Female Surf Belt Race

1	Warne, Ruby	TI	6
2	Maynard, Jo-Anna	ML	5
3	Vickery, Elizabeth	SO	4

U/19 Male Surf Belt Race

1	Gould, Wesley	ML	6
2	Smith, Jake	TI	5
3	Gallagher, Thomas	CY	4
4	Armstrong, Matthew	CY	3
5	Corrigan, Drew	SO	2
6	Rowe, Matthew	SO	1

U/19 Mixed 5 Person R & R

1	Sorrento Team A	SO	6
2	City of Perth Team A	CY	5
3	Cottesloe Team A	CO	4

Open Mixed First Aid

1	City of Perth Team A	CY	6
2	City of Perth Team B	CY	5
3	Trigg Island Team A	TI	4

U/15 Mixed First Aid

1	City of Perth Team A	CY	6
2	Mullaloo Team A	ML	5
3	Trigg Island Team A	TI	4

U/19 Mixed First Aid

1	City of Perth Team B	CY	6
2	City of Perth Team A	CY	5
3	Trigg Island Team A	TI	4

Open Female Surfboard Riding

1	Mickle, Jade	CY	6
2	Mickle, Olivia	CY	5
3	Scott, Nicola	CY	4
4	Jackson, Linda	CY	3
5	Farabegoli, Leila	SB	2

Open Male Surfboard Riding

1	Morgan, Troy	SO	6
2	Davies, Jarrad	CO	5
3	Van Beem, Tom	NC	4
4	Walker, Riley	CY	3

Open Mixed Teams Surfboard Riding

1	Cottesloe SLSC	CO	6
2	North Cottesloe SLSC	NC	5
3	Trigg Island SLSC	TI	4

U/14 Female Surfboard Riding

1	McEwan, Laura	DK	6
2	Harris, Tahlia	BP	5

U/14 Male Surfboard Riding

1	Duffy, Lachlan	TI	6
2	Lewin, Murray	TI	5
3	Martin, Kobi	TI	4

U/17 Male Surfboard Riding

1	Line, Oliver	CO	6
2	Line, Robert	CO	5
3	Snook, Joshua	CY	4
4	Caren, Devon	TI	3
5	Bevan, Reid	NC	2

U/17 Female Surfboard Riding

1	Mickle, Olivia	CY	6
2	Farabegoli, Leila	SB	5

U/19 Male Surfboard Riding

1	Anderson, Joseph	NC	6
2	Bird, Ben	SH	5
3	Walker, Thomas	CY	4
4	Simpson, James	NC	3

Open Female Longboard Riding

1	Scott, Nicola	CY	6
2	Scott, Jemma	CY	5
3	Jackson, Linda	CY	4
4	Mackie, Megan	TI	3
5	Mulvey, Elana	TI	2

Open Male Longboard Riding

1	Davies, Jarrad	CO	6
2	Pugh, Bryce	SH	5
3	Innocent, Robert	TI	4
4	Walker, Riley	CY	3

Open Female 100m Manikin Carry with Fins

1	Wood, Paige	ML	6
2	Metcalfe, Felicity	CB	5
3	Smith, Tara	SO	4
4	Roberts, Kelsey	ML	3
5	Miller, Shannon	SO	2
6	Anderson, Alicia	NC	1

Open Female 100m Manikin Tow with Fins

1	Smith, Tara	SO	6
2	Losch, Gisela	FM	5
3	Reynolds, Jessica	NC	4
4	Roberts, Kelsey	ML	3
5	Wilson, Alannah	FM	2
6	O'Shea, Caitlin	TI	1

Open Female 200m Obstacles

1	Smith, Georgia	TI	6
2	Duckett, Lilly	NC	5
3	Anderson, Alicia	NC	4
4	Smith, Tara	SO	3
5	Caren, Ella	TI	2
6	Reynolds, Jessica	NC	1

Open Female 4x25m Manikin Relay

1	North Cottesloe Team A	NC	6
2	Mullaloo Team A	ML	5
3	Sorrento Team A	SO	4
4	Trigg Island Team A	TI	3
5	Fremantle Team A	FM	2
6	Sorrento Team B	SO	1

Open Female 4x50m Medley Relay

1	Mullaloo Team A	ML	6
2	Sorrento Team A	SO	5
3	Fremantle Team A	FM	4
4	North Cottesloe Team A	NC	3
5	Trigg Island Team A	TI	2
6	Sorrento Team B	SO	1

Open Female 4x50m Obstacle Relay

1	North Cottesloe Team A	NC	6
2	Trigg Island Team A	TI	5
3	Fremantle Team A	FM	4
4	Sorrento Team A	SO	3
5	Mullaloo Team A	ML	2
6	City of Perth Team A	CY	1

Open Female 50m Freestyle (no fins)

1	Smith, Georgia	TI	6
2	Smith, Tara	SO	5
3	Lee, Soraya	ML	4
4	Roberts, Kelsey	ML	3
5	Maffescioni, Tegan	NC	2
6	Reynolds, Jessica	NC	1

Open Female 50m Freestyle with Fins

1	Miller, Shannon	SO	6
2	Smith, Tara	SO	5
3	Maffescioni, Tegan	NC	4
4	Duckett, Lilly	NC	3
5	Singleton, Rebecca	ML	2
6	Wilson, Alannah	FM	1

Open Female 50m Manikin Carry

1	Smith, Georgia	TI	6
2	Smith, Tara	SO	5
3	Anderson, Alicia	NC	4
4	Roberts, Kelsey	ML	3
5	Maffescioni, Tegan	NC	2
6	Reynolds, Jessica	NC	1

Open Female Line Throw

1	Sorrento Team A	SO	6
2	Trigg Island Team B	TI	5
3	Mullaloo Team A	ML	4
4	City of Perth Team B	CY	3
5	City of Perth Team C	CY	2
6	City of Perth Team D	CY	1

Open Female 100m Rescue Medley

1	Roberts, Kelsey	ML	6
2	Anderson, Alicia	NC	5

Open Female 200m Super Lifesaver

1	Reynolds, Jessica	NC	6
2	Anderson, Alicia	NC	5
3	Roberts, Kelsey	ML	4

Open Male 100m Manikin Carry with Fins

1	Gould, Brett	ML	6
2	Windsor, Joshua	TI	5
3	Evans, Jason	CY	4
4	Morris, Fergus	SN	3
5	Grierson, Elliot	NC	2
6	Metcalfe, Andrew	CB	1

Open Male 100m Manikin Tow with Fins

1	Meldrum, Lachlan	TI	6
2	Gould, Brett	ML	5
3	Windsor, Joshua	TI	4
4	Armstrong, Lachlan	TI	3
5	Pearson, Zachary	NC	2
6	Morris, Fergus	SN	1

Open Male 200m Obstacles

1	Donaldson, Andrew	CY	6
2	Smith, Callan	ML	5
3	Gould, Brett	ML	4
4	Laver, Paul	SO	3
5	Armstrong, Lachlan	TI	2
6	Evans, Jason	CY	1

Open Male 4x25m Manikin Relay

1	Mullaloo Team A	ML	6
2	Trigg Island Team A	TI	5
3	North Cottesloe Team A	NC	4
4	Sorrento Team A	SO	3
5	City of Perth Team A	CY	2
6	North Cottesloe Team B	NC	1

Open Male 4x50m Medley Relay

1	Mullaloo Team A	ML	6
2	City of Perth Team A	CY	5
3	North Cottesloe Team A	NC	4
4	Trigg Island Team A	TI	3
5	Sorrento Team A	SO	2
6	North Cottesloe Team B	NC	1

Open Male 4x50m Obstacle Relay

1	Mullaloo Team A	ML	6
2	Trigg Island Team A	TI	5
3	City of Perth Team A	CY	4
4	North Cottesloe Team A	NC	3
5	North Cottesloe Team B	NC	2
6	Sorrento Team A	SO	1

Open Male 50m Freestyle (no fins)

1	Gould, Wesley	ML	6
2	Brinkworth, Ashton	CY	5
3	Donaldson, Andrew	CY	4
4	Benjanuvatra, Nat	NC	3
5	Gould, Brett	ML	2
6	Peters, Brendan	NC	1

Open Male 50m Freestyle With Fins

1	Gould, Brett	ML	6
2	Benjanuvatra, Nat	NC	5
3	Windsor, Joshua	TI	4
4	Armstrong, Lachlan	TI	3
5	Peters, Brendan	NC	2
6	Symonds, Jackson	SO	1

Open Male 50m Manikin Carry

1	Benjanuvatra, Nat	NC	6
2	Gould, Brett	ML	5
3	Jones, Ben	ML	4
4	Grierson, Elliot	NC	3
5	Laver, Paul	SO	2
6	Tomasich, Stefan	NC	1

Open Male Line Throw

1	Coogee Beach Team A	CB	6
2	Mullaloo Team A	ML	5
3	Trigg Island Team A	TI	4
4	North Cottesloe Team D	NC	3
5	Trigg Island Team C	TI	2
6	North Cottesloe Team A	NC	1

Open Male 100m Rescue Medley

1	Gould, Brett	ML	6
2	Benjanuvatra, Nat	NC	5
3	Metcalfe, Andrew	CB	4

Open Male 200m Super Lifesaver

1	Gould, Brett	ML	6
2	Metcalfe, Andrew	CB	5

U/14 Female 100m Manikin Tow With Fins

1	Pratt, Chalise	TI	6
2	Jervis, Bianca	FM	5
3	Schou, Olivia	TI	4
4	Cake, Jessica	SB	3
5	Jones, Hannah	SB	2
6	Rothnie, Meesha	FM	1

U/14 Female 200m Obstacles

1	Pratt, Chalise	TI	6
2	Cake, Jessica	SB	5
3	Rothnie, Georgia	FM	4
4	Lawlor, Romi	CY	3
5	Jones, Hannah	SB	2
6	Jervis, Bianca	FM	1

U/14 Female 50m Freestyle (no fins)

1	Pratt, Chalise	TI	6
2	Rothnie, Georgia	FM	5
3	Cake, Jessica	SB	4
4	Jones, Hannah	SB	3
5	Lawlor, Romi	CY	2
6	Rothnie, Lauren	FM	1

U/14 Female 50m Freestyle With Fins

1	Pratt, Chalise	TI	6
2	Jones, Hannah	SB	5
3	Cake, Jessica	SB	4
4	Rothnie, Georgia	FM	3
5	Rothnie, Meesha	FM	2
6	Elliott, Bree	CY	1

U/14 Female 50m Manikin Carry

1	Pratt, Chalise	TI	6
2	Jones, Hannah	SB	5
3	Lawlor, Romi	CY	4
4	Rothnie, Meesha	FM	3
5	Jervis, Bianca	FM	2
6	Schou, Olivia	TI	1

U/14 Female Line Throw

1	Trigg Island Team A	TI	6
2	Fremantle Team C	FM	5
3	City of Perth Team A	CY	4
4	Scarboro Team A	SB	3
5	Fremantle Team B	FM	2

U/14 Male 100m Manikin Tow with Fins

1	Waterman, Ben	SO	6
2	Horton, Thomas	SB	5
3	Huzzard, Trent	SB	4
4	Gardener, Ryley	ML	3
5	Harris, James	SB	2
6	Egan, Jakson	ML	1

U/14 Male 200m Obstacles

1	Waterman, Ben	SO	6
2	Huzzard, Trent	SB	5
3	Egan, Jakson	ML	4
4	Horton, Thomas	SB	3
5	McDonald, Ethan	CB	2

U/14 Male 50m Freestyle (no fins)

1	Waterman, Ben	SO	6
2	Huzzard, Trent	SB	5
3	Egan, Jakson	ML	4
4	Gardener, Ryley	ML	3
5	Horton, Thomas	SB	2
6	McDonald, Ethan	CB	1

U/14 Male 50m Freestyle With Fins

1	Waterman, Ben	SO	6
2	Huzzard, Trent	SB	5
3	Gardener, Ryley	ML	4
4	Harris, James	SB	3
5	Horton, Thomas	SB	2
6	Egan, Jakson	ML	1

U/14 Male 50m Manikin Carry

1	Waterman, Ben	SO	6
2	Huzzard, Trent	SB	5
3	Horton, Thomas	SB	4
4	Gardener, Ryley	ML	3
5	Harris, James	SB	2
6	Egan, Jakson	ML	1

U/14 Male Line Throw

1	Scarboro Team A	SB	6
---	-----------------	----	---

U/15 Female 100m Manikin Carry with Fins

1	Byrne, Zara	SO	6
2	Airey, Elise	SO	5
3	Windsor, Emily	TI	4
5	Rosich, Lillyan	ML	2

U/15 Female 100m Manikin Tow with Fins

1	Thomson, Madeline	TI	6
2	Byrne, Zara	SO	5
2	Windsor, Emily	TI	5
4	Airey, Elise	SO	3
5	Rafferty, Sydney	SO	2
6	Douglas, Ella	FM	1

U/15 Female 200m Obstacles

1	Thomson, Madeline	TI	6
2	Prescott, Jaime	FM	5
3	Attwood, Chelsea	CY	4
4	Rosich, Lillyan	ML	3
5	Airey, Elise	SO	2
6	Windsor, Emily	TI	1

SURF SPORTS RESULTS SENIORS

U/15 Female 50m Freestyle (no fins)

1	Thomson, Madeline	TI	6
2	Prescott, Jaime	FM	5
3	Airey, Elise	SO	4
4	Byrne, Zara	SO	3
5	Corrigan, Tara	SO	2
6	Rosich, Lilyan	ML	1

U/15 Female 50m Freestyle with Fins

1	Thomson, Madeline	TI	6
2	Prescott, Jaime	FM	5
3	Windsor, Emily	TI	4
4	Attwood, Chelsea	CY	3
5	Byrne, Zara	SO	2
6	Airey, Elise	SO	1

U/15 Female 50m Manikin Carry

1	Airey, Elise	SO	6
2	Byrne, Zara	SO	5
3	Hunter, Madeline	SO	4
4	Prescott, Jaime	FM	3
5	Windsor, Emily	TI	2
6	Corrigan, Tara	SO	1

U/15 Female Line Throw

1	Sorrento Team B	SO	6
---	-----------------	----	---

U/15 Male 100m Manikin Carry With Fins

1	Snook, Daniel	SO	6
2	Berry, Timothy	SO	5
3	Colliss, Matthew	CY	4
4	Jackson, Ethan	CY	3
5	Sudlow, Adam	NC	2
6	Beazley, Regan	TI	1

U/15 Male 100m Manikin Tow with Fins

1	Colliss, Matthew	CY	6
2	Berry, Timothy	SO	5
3	Jackson, Ethan	CY	4
4	Snook, Daniel	SO	3
5	Kimber, Byron	ML	2
6	Sudlow, Adam	NC	1

U/15 Male 200m Obstacles

1	Sudlow, Adam	NC	6
2	Kimber, Byron	ML	5
3	Jackson, Ethan	CY	4
4	Snook, Daniel	SO	3
5	Colliss, Matthew	CY	2
6	Beazley, Regan	TI	1

U/15 Male 50m Freestyle (no fins)

1	Sudlow, Adam	NC	6
2	Colliss, Matthew	CY	5
3	Beazley, Regan	TI	4
4	Jackson, Ethan	CY	3
5	Snook, Daniel	SO	2
6	Kimber, Byron	ML	1

U/15 Male 50m Freestyle With Fins

1	Colliss, Matthew	CY	6
1	Snook, Daniel	SO	6
3	Sudlow, Adam	NC	4
4	Beazley, Regan	TI	3
5	Jackson, Ethan	CY	2
6	Berry, Timothy	SO	1

U/15 Male 50m Manikin Carry

1	Sudlow, Adam	NC	6
2	Snook, Daniel	SO	5
3	Colliss, Matthew	CY	4
4	Beazley, Regan	TI	3
5	Jackson, Ethan	CY	2
6	Berry, Timothy	SO	1

U/15 Male Line Throw

1	Sorrento Team A	SO	6
2	Mullaloo Team A	ML	5

U/17 Female 100m Manikin Carry With Fins

1	Walker, Isabella	CY	6
2	Wood, Paige	ML	5
3	Mallis, Macarah	SO	4
4	Metcalfe, Felicity	CB	3
5	Williams, Jessica	SH	2
6	Lee, Soraya	ML	1

U/17 Female 100m Manikin Tow With Fins

1	Walker, Isabella	CY	6
2	Elliott, Kara	CY	5
3	Lee, Soraya	ML	4
4	Mallis, Macarah	SO	3
5	Warne, Meg	TI	2
6	Metcalfe, Felicity	CB	1

U/17 Female 200m Obstacles

1	Walker, Isabella	CY	6
2	Lee, Soraya	ML	5
3	Byrne, Demi	SO	4
4	Elliott, Kara	CY	3
5	Mallis, Macarah	SO	2
6	Warne, Meg	TI	1

U/17 Female 50m Freestyle (no fins)

1	Walker, Isabella	CY	6
2	Savage, Tyla	TI	5
3	Lee, Soraya	ML	4
4	Byrne, Demi	SO	3
5	Elliott, Kara	CY	2
6	Warne, Meg	TI	1

U/17 Female 50m Freestyle with Fins

1	Mallis, Macarah	SO	6
2	Metcalfe, Felicity	CB	5
3	Walker, Isabella	CY	4
4	Lee, Soraya	ML	3
5	Elliott, Kara	CY	2
6	Wood, Paige	ML	1

U/17 Female 50m Manikin Carry

1	Walker, Isabella	CY	6
2	Metcalfe, Felicity	CB	5
3	Wood, Paige	ML	4
4	Elliott, Kara	CY	3
5	Mallis, Macarah	SO	2
6	Williams, Jessica	SH	1

U/17 Female Line Throw

1	Trigg Island Team A	TI	6
2	City of Perth Team A	CY	5

U/17 Female 100m Rescue Medley

1	Walker, Isabella	CY	6
2	Williams, Jessica	SH	5
3	Lee, Soraya	ML	4
4	Metcalfe, Felicity	CB	3
5	Priddy, Tabitha	SH	2
6	Warne, Meg	TI	1

U/17 Female 200m Super Lifesaver

1	Walker, Isabella	CY	6
2	Lee, Soraya	ML	5
3	Wood, Paige	ML	4
4	Metcalfe, Felicity	CB	3
5	Williams, Jessica	SH	2
6	Warne, Meg	TI	1

U/17 Male 100m Manikin Carry With Fins

1	Meldrum, Lachlan	TI	6
2	Smith, Callan	ML	5
3	Gallagher, Thomas	CY	4
4	Anderson Loake, Max	CY	3

U/17 Male 100m Manikin Tow With Fins

1	Smith, Callan	ML	6
2	Gallagher, Thomas	CY	5
3	Gallagher, Martin	CY	4
4	Mulvey, Kelton	TI	3
5	Jones, Harry	ML	2

U/17 Male 200m Obstacles

1	Meldrum, Lachlan	TI	6
2	Smith, Callan	ML	5
3	Gallagher, Thomas	CY	4
4	Anderson Loake, Max	CY	3
5	Gallagher, Martin	CY	2
6	Caren, Devon	TI	1

U/17 Male 50m Freestyle (no fins)

1	Brinkworth, Ashton	CY	6
2	Smith, Callan	ML	5
3	Peters, Kieran	NC	4
4	Anderson Loake, Max	CY	3
5	Walker, Riley	CY	2
6	Gallagher, Thomas	CY	1

U/17 Male 50m Freestyle with Fins

1	Brinkworth, Ashton	CY	6
2	Smith, Callan	ML	5
3	Wilson, D'Arcy	FM	4
4	Meldrum, Lachlan	TI	3
5	Armstrong, Matthew	CY	2
6	Peters, Kieran	NC	1

U/17 Male 50m Manikin Carry

1	Smith, Callan	ML	6
2	Meldrum, Lachlan	TI	5
3	Anderson Loake, Max	CY	4
4	Gallagher, Martin	CY	3
5	Armstrong, Matthew	CY	2
6	Mulvey, Kelton	TI	1

U/17 Male Line Throw

1	City of Perth Team B	CY	6
2	Trigg Island Team B	TI	5
3	City of Perth Team A	CY	4
4	Trigg Island Team A	TI	3

U/17 Male 100m Rescue Medley

1	Meldrum, Lachlan	TI	6
2	Smith, Callan	ML	5

U/17 Male 200m Super Lifesaver

1	Meldrum, Lachlan	TI	6
2	Smith, Callan	ML	5

U/19 Female 100m Manikin Carry with Fins

1	Hardstaff, Jayde	CY	6
2	Shaw, Madeline	FM	5
3	Warne, Ruby	TI	4
4	Hay, Shona	SN	3
5	Singleton, Rebecca	ML	2

U/19 Female 100m Manikin Tow with Fins

1	Hardstaff, Jayde	CY	6
2	Shaw, Madeline	FM	5
3	Miller, Shannon	SO	4
4	Jakubans, Talia	CY	3
5	Warne, Ruby	TI	2
6	Singleton, Rebecca	ML	1

U/19 Female 200m Obstacles

1	Hardstaff, Jayde	CY	6
2	Warne, Ruby	TI	5
3	Jakubans, Talia	CY	4
4	Shaw, Madeline	FM	3
5	Scott, Jemma	CY	2
6	Jackson, Tully	FM	1

U/19 Female 50m Freestyle (no fins)

1	Hardstaff, Jayde	CY	6
2	Jackson, Tully	FM	5
3	Shaw, Madeline	FM	4
4	Warne, Ruby	TI	3
5	Jakubans, Talia	CY	2
6	Scott, Jemma	CY	1

U/19 Female 50m Freestyle with Fins

1	Hardstaff, Jayde	CY	6
2	Shaw, Madeline	FM	5
3	Singleton, Rebecca	ML	4
4	Jakubans, Talia	CY	3
5	Jackson, Tully	FM	2
6	Warne, Ruby	TI	1

U/19 Female 50m Manikin Carry

1	Hardstaff, Jayde	CY	6
2	Warne, Ruby	TI	5
3	Shaw, Madeline	FM	4
4	Jakubans, Talia	CY	3
5	Singleton, Rebecca	ML	2

U/19 Female Line Throw

1	Fremantle Team A	FM	6
2	City of Perth Team A	CY	5

U/19 Female Line Throw

1	Warne, Ruby	TI	6
---	-------------	----	---

U/19 Female 200m Super Lifesaver

1	Warne, Ruby	TI	6
2	Shaw, Madeline	FM	5

U/19 Male 100m Manikin Carry with Fins

1	Gould, Wesley	ML	6
2	Smith, Jake	ML	5
3	Windsor, Joshua	TI	4
4	Jones, Ben	ML	3
5	Rowe, Matthew	SO	2

U/19 Male 100m Manikin Tow with Fins

1	Gould, Wesley	ML	6
2	Smith, Jake	ML	5
3	Jones, Ben	ML	4
4	Corrigan, Drew	SO	3
5	Windsor, Joshua	TI	2
6	Rowe, Matthew	SO	1

U/19 Male 200m Obstacles

1	Smith, Jake	ML	6
2	Gould, Wesley	ML	5
3	Jones, Ben	ML	4
4	Corrigan, Drew	SO	3
5	Rowe, Matthew	SO	2
6	Wimbridge Glassford, Denham	CY	1

U/19 Male 50m Freestyle (no fins)

1	Gould, Wesley	ML	6
2	Smith, Jake	ML	5
3	Jones, Ben	ML	4
4	Corrigan, Drew	SO	3
5	Rowe, Matthew	SO	2

U/19 Male 50m Freestyle with Fins

1	Smith, Jake	ML	6
2	Gould, Wesley	ML	5
3	Windsor, Joshua	TI	4
4	Corrigan, Drew	SO	3
5	Jones, Ben	ML	2
6	Wimbridge Glassford, Denham	CY	1

U/19 Male 50m Manikin Carry

1	Smith, Jake	ML	6
2	Gould, Wesley	ML	5
3	Jones, Ben	ML	4
4	Windsor, Joshua	TI	3
5	Rowe, Matthew	SO	2

U/19 Male Line Throw

1	Mullaloo Team B	ML	6
2	Sorrento Team A	SO	5

U/19 Male 100m Rescue Medley

1	Smith, Jake	ML	6
2	Gould, Wesley	ML	5
3	Jones, Ben	ML	4
4	Corrigan, Drew	SO	3
5	Rowe, Matthew	SO	2

U/19 Male 200m Super Lifesaver

1	Gould, Wesley	ML	6
2	Smith, Jake	ML	5
3	Jones, Ben	ML	4
4	Rowe, Matthew	SO	3

U14/U15 Female 4x25m Manikin Relay

1	Sorrento Team A	SO	6
2	Fremantle Team A	FM	5
3	Trigg Island Team A	TI	4

U14/U15 Female 4x50m Medley Relay

1	Trigg Island Team A	TI	6
2	Sorrento Team A	SO	5
3	Fremantle Team B	FM	4
4	Fremantle Team A	FM	3

U14/U15 Female 4x50m Obstacle Relay

1	Trigg Island Team A	TI	6
2	Fremantle Team B	FM	5
3	Fremantle Team A	FM	4
4	Sorrento Team A	SO	3

U14/U15 Male 4x25m Manikin Relay

1	Scarboro Team A	SB	6
2	Sorrento Team A	SO	5
3	Mullaloo Team A	ML	4

U14/U15 Male 4x50m Medley Relay

1	Scarboro Team A	SB	6
2	Mullaloo Team A	ML	5
3	Sorrento Team A	SO	4

U14/U15 Male 4x50m Obstacle Relay

1	Scarboro Team A	SB	6
2	Mullaloo Team A	ML	5
3	Sorrento Team A	SO	4

U17/U19 Female 4x25m Manikin Relay

1	City of Perth Team A	CY	6
2	Trigg Island Team A	TI	5
3	Sorrento Team A	SO	4

U17/U19 Female 4x50m Medley Relay

1	City of Perth Team A	CY	6
2	Sorrento Team A	SO	5

U17/U19 Female 4x50m Obstacle Relay

1	City of Perth Team A	CY	6
2	Trigg Island Team A	TI	5
3	Sorrento Team A	SO	4

U17/U19 Male 4x25m Manikin Relay

1	Mullaloo Team B	ML	6
2	Trigg Island Team A	TI	5
3	City of Perth Team A	CY	4

U17/U19 Male 4x50m Medley Relay

1	City of Perth Team A	CY	6
2	Trigg Island Team A	TI	5

U17/U19 Male 4x50m Obstacle Relay

1	Mullaloo Team A	ML	6
2	City of Perth Team A	CY	5
3	Trigg Island Team A	TI	4

Open Female IRB Mass Rescue

1	Fremantle Wobbegong	FM	6
2	Fremantle Penguins	FM	5
3	Cottesloe Team A	CO	4
4	Scarboro Pink	SB	3
5	QM Quinns Pavlovas	QM	2

Open Female IRB Single Rescue

1	Scarboro Pink	SB	6
2	Mullaloo Octopus's	ML	5
3	Mullaloo Sea Cucumbers	ML	4
4	Trigg Island Princess	TI	3
5	Fremantle Groper	FM	2
6	Fremantle Coral	FM	1

Open Female IRB Teams Rescue

1	Fremantle Dolphins	FM	6
2	Mullaloo Octopus's	ML	5
3	Fremantle Mermaids	FM	4
4	Fremantle Angelfish	FM	3

Open Female IRB Tube Rescue

1	Fremantle Wobbegong	FM	6
2	Fremantle Clamity	FM	5
3	Scarboro Pink	SB	4
4	Fremantle Groper	FM	3
5	Mullaloo Sea Cucumbers	ML	2
6	Cottesloe Team A	CO	1

Open Male IRB Mass Rescue

1	Mullaloo Snapping Turtles	ML	6
2	Fremantle Conch	FM	5
3	Mullaloo Mud Crabs	ML	4
4	Scarboro Green	SB	3
5	Mullaloo Barracudas	ML	2
6	Fremantle SeaBirds	FM	1

Open Male IRB Single Rescue

1	Fremantle Spongebob	FM	6
2	Fremantle Titanic	FM	5
3	Fremantle Conch	FM	4
4	Fremantle Seabirds	FM	3
5	Mullaloo Mud Crabs	ML	2
6	Mullaloo Mantas	ML	1

Open Male IRB Teams Rescue

1	Fremantle Bubbles	FM	6
2	Mullaloo Mermaids	ML	5
3	Mullaloo Snapping Turtles	ML	4
4	Scarboro Green	SB	3
5	Trigg Island Bad	TI	2
6	Trigg Island Good	TI	1

Open Male IRB Tube Rescue

1	Fremantle Seabirds	FM	6
2	Mullaloo Mantas	ML	5
3	Mullaloo Mermaids	ML	4
4	Fremantle Spongebob	FM	3
5	Scarboro Green	SB	2
6	Mullaloo Snapping Turtles	ML	1

Open Mixed IRB Relay

1	Mullaloo Sea Cucumbers	ML	6
2	Fremantle Swell	FM	5

SURF SPORTS RESULTS NIPPERS

2017 SunSmart WA Surf Life Saving Nipper Championships Trophies

Nipper State Champions - Total Aggregate Points Trigg Island SLSC

Presented to the Club with the highest total pointscore overall.

Nipper State Championships Handicap Fremantle SLSC

Presented to the Club with the highest total pointscore overall, based on handicap derived from the past three years overall pointscore.

2017 SunSmart WA Surf Life Saving Nipper Championships 10-12 March 2017, Scarborough Amphitheatre and Trigg Beach

Overall Club Rank and Points

1	Trigg Island SLSC	659
2	Fremantle SLSC	532
3	Mullaloo SLSC	282
4	Sorrento SLSC	261
5	Scarboro SLSC	226
6	City of Perth SLSC	176
7	North Cottesloe SLSC	142
8	Cottesloe SLSC	132
9	City of Bunbury SLSC	126
10	Secret Harbour SLSC	125.5
11	Coogee Beach SLSC	86
12	Quinns Mindarie SLSC	37
13	Port Bouvard SLSC	30
14	Floreat SLSC	26
15	Albany SLSC	22
16	Dongara Denison SLSC	10
17	Denmark SLSC	7
18	Binningup SLSC	5
19	Mandurah SLSC	1

Club Handicap Rank and Points

1	Fremantle SLSC	1086
2	North Cottesloe SLSC	824.8
3	Coogee Beach SLSC	821.3
4	City of Bunbury SLSC	819.5
5	Cottesloe SLSC	817.8
6	Port Bouvard SLSC	805.1
7	Albany SLSC	791.4
8	Quinns Mindarie SLSC	786.5
9	Secret Harbour SLSC	785.8
10	Dongara Denison SLSC	781.5
11	Mandurah SLSC	778.1
12	Binningup SLSC	777.1
13	Floreat SLSC	776.6
14	Denmark SLSC	774.8
15	Scarboro SLSC	739.3
16	City of Perth SLSC	717.1
17	Trigg Island SLSC	659
18	Sorrento SLSC	609.3
19	Mullaloo SLSC	542.3

U/10 Female Beach Flags

1	Powell, Grace	NC	6
2	Beiers, Sarah	TI	5
3	Wyburd, Tiarne	SH	4
4	Wood, Eliza	NC	3
5	Collinson, Harper	CB	2
6	Silvester, Amy	CB	1

U/10 Female Beach Relay

1	Trigg Island Team A	TI	6
2	North Cottesloe Team A	NC	5
3	Fremantle Team A	FM	4
4	Cottesloe Team A	CO	3

U/10 Female Beach Sprint

1	Dow, Ella	ML	6
2	Collinson, Harper	CB	5
3	Powell, Grace	NC	4
4	Wood, Eliza	NC	3
5	Beiers, Sarah	TI	2
6	Ratcliffe, Millie	MH	1

U/10 Female Board Race

1	Bamforth, Bethany	ML	6
2	Moore, Zoe	TI	5
3	Johnson, Nelli	TI	4
4	Howard, Sienna	CO	3
5	Martin, Harriet	AL	2
6	Beiers, Sarah	TI	1

U/10 Female Board Relay

1	Mullaloo Team A	ML	6
2	Cottesloe Team A	CO	5
3	Trigg Island Team A	TI	4
4	City of Bunbury Team A	BY	3
5	Secret Harbour Team A	SH	2

U/10 Female Cameron Relay

1	Trigg Island Team A	TI	6
2	City of Perth Team A	CY	5
3	Secret Harbour Team A	SH	4
4	Sorrento Team A	SO	3
5	Mullaloo Team A	ML	2
6	Sorrento Team B	SO	1

U/10 Female Surf Race

1	Johnson, Nelli	TI	6
2	Awang, Hannah	SH	5
3	Williams, Angela	CY	4
4	Carter, Abbey	FL	3
5	Young, Hannah	CY	2
6	Begley, Bronte	SO	1

U/10 Female Surf Teams Race

1	Sorrento Team A	SO	6
2	Trigg Island Team A	TI	5
3	City of Perth Team A	CY	4
4	Secret Harbour Team A	SH	3
5	Cottesloe Team A	CO	2
6	City of Bunbury Team A	BY	1

U/10 Male Beach Flags

1	Chong Sue, Kalani	FM	6
2	Dudek, Tristan	ML	5
3	Natalotto, Levi	TI	4
4	Fallourd, Leo	CO	3
5	Swadling, Samuel	SO	2
6	Watson, Jack	PB	1

U/10 Male Beach Relay

1	Cottesloe Team A	CO	6
2	Sorrento Team A	SO	5
3	Mullaloo Team A	ML	4
4	City of Perth Team A	CY	3
5	Scarboro Team A	SB	2
6	Trigg Island Team A	TI	1

U/10 Male Beach Sprint

1	Fraser, Hamish	CY	6
2	Peart, Harper	CO	5
3	Chong Sue, Kalani	FM	4
4	Willcox, Maxwell	SO	3
5	Watson, Jack	PB	2
6	Neunuebel, Gilligan	DK	1

U/10 Male Board Race

1	Dreverman, Thomas	FM	6
2	Eldon, Max	CO	5
3	Cross, Tex	CO	4
4	Lee, Brodie	ML	3
5	Bean, Lachlan	ML	2
6	Murphy, Donnacha	ML	1

U/10 Male Board Relay

1	Cottesloe Team A	CO	6
2	Mullaloo Team A	ML	5
3	Trigg Island Team A	TI	4
4	Albany/Bunbury	AL	2
5	City of Bunbury Team A	BY	1
6	Fremantle Team A	FM	2
7	Cottesloe Team B	CO	1

U/10 Male Cameron Relay

1	Fremantle Team A	FM	6
2	Cottesloe Team A	CO	5
3	Mullaloo Team A	ML	4
4	Sorrento Team A	SO	3
5	Cottesloe Team B	CO	2
6	Fremantle Team B	FM	1

U/10 Male Surf Race

1	Lee, Brodie	ML	6
2	Dreverman, Thomas	FM	5
3	Chong Sue, Kalani	FM	4
4	Signal, Corey	SO	3
5	Cross, Tex	CO	2
6	Shepherd, Ned	AL	1

U/10 Male Surf Teams Race

1	Fremantle Team A	FM	6
2	Cottesloe Team A	CO	5
3	Sorrento Team A	SO	4

U/11 Female Beach Flags

1	McCaffrey, Megan	NC	6
2	Tierney, Kerrie	SB	5
3	Radalj, Madison	TI	4
4	McCullagh, Ava	SB	3
5	Malcolm-Smith, Kira	TI	2
6	Bridgland, Romy	CO	1

U/11 Female Beach Relay

1	Scarboro Team A	SB	6
2	Coogee Beach Team A	CB	5
3	Trigg Island Team A	TI	4
4	Sorrento Team A	SO	3
5	North Cottesloe Team A	NC	2
6	Mullaloo Team A	ML	1

U/11 Female Beach Run (1km)

1	Radalj, Madison	TI	6
2	Perry, Georgia	FL	5
3	Wall, Kesia	NC	4
4	O'Hehir, Molly	FM	3
5	McAlinden, Ava	CB	2
6	Frost, Ella	BY	1

U/11 Female Beach Sprint

1	McCaffrey, Megan	NC	6
2	Butler, Amelie	TI	5
3	Warrirow, Annalise	BY	4
4	Tierney, Kerrie	SB	3
5	Jeffery, Raine	FL	2
6	O'Hehir, Molly	FM	1

U/11 Female Board Race

1	Brown, Holly	ML	6
2	Banks, Rosie	BY	5
3	Frost, Ella	BY	4
4	Huggins, Asha	SB	3
5	Warrirow, Annalise	BY	2
6	Turner, Rubie	SH	1

U/11 Female Board Relay

1	City of Bunbury Team A	BY	6
2	Mullaloo Team A	ML	5
3	Fremantle Team A	FM	4
4	Scarboro Team A	SB	3
5	North Cottesloe Team A	NC	2
6	Mullaloo Team B	ML	1

U/11 Female Board Rescue

1	Scarboro Team A	SB	6
2	Fremantle Team A	FM	5
3	Secret Harbour Team B	SH	4
4	Mullaloo Team A	ML	3
5	Secret Harbour Team A	SH	2
6	City of Perth Team A	CY	1

U/11 Female Ironman

1	Turner, Rubie	SH	6
2	Banks, Rosie	BY	5
3	Huggins, Asha	SB	4
4	Gibbons, Gabrielle	FM	3
5	Frost, Ella	BY	2
6	Woodham, Telani	CY	1

U/11 Female Surf Race

1	Woodham, Telani	CY	6
2	Perry, Georgia	FL	5
3	Huggins, Asha	SB	4
4	Bearman-Skipworth, Olivia	ML	3
5	Fry, Jessica	FM	2
6	Gibbons, Gabrielle	FM	1

U/11 Female Surf Teams Race

1	City of Bunbury Team A	BY	6
2	Secret Harbour Team A	SH	5
3	Floreat Inc. Team A	FL	4
4	Coogee Beach Team A	CB	3
5	City of Perth Team A	CY	2
6	Fremantle Team A	FM	1

U/11 Male Beach Flags

1	Zaffino, Fionn	TI	6
2	Heathcote-Marks, Tristan	TI	5
3	Toms, Benjamin	CY	4
4	Jakovich, Bryce	FM	3
5	Hodgson, James	QM	2
6	Christie, Bailey	CB	1

U/11 Male Beach Relay

1	Sorrento Team A	SO	6
2	Fremantle Team A	FM	5
3	Coogee Beach Team B	CB	4
4	City of Perth Team A	CY	3
5	Trigg Island Team A	TI	2
6	Trigg Island Team B	TI	1

U/11 Male Beach Run (1km)

1	Neervoort, Joshua	NC	6
2	Parsons, Kallan	TI	5
3	Bryant, Ashton	TI	4
4	Prinsloo, Eben	FM	3
5	Whitby, Jonah	FM	2
6	Johns, Cole	SH	1

U/11 Male Beach Sprint

1	Zaffino, Fionn	TI	6
2	Burns, Marcus	ML	4
3	Ashe, Soli	FM	4
4	Christie, Bailey	CB	3
5	Wallace, Rory	CY	2
6	Heathcote-Marks, Tristan	TI	1

U/11 Male Board Race

1	Fredonnet, Jules	TI	6
2	Burke, Charlie	TI	5
3	Mills, Zachary	TI	4
4	Neervoort, Joshua	NC	3
5	Doddy, Joel	BY	2
6	Stenvers, Charlie	NC	1

U/11 Male Board Relay

1	Trigg Island Team A	TI	6
2	Fremantle Team A	FM	5
3	City of Bunbury Team A	BY	4
4	Sorrento Team A	SO	3
5	North Cottesloe Team A	NC	2
6	Trigg Island Team B	TI	1

U/11 Male Board Rescue

1	Trigg Island Team D	TI	6
2	Fremantle Team B	FM	5
3	Trigg Island Team B	TI	4
4	Trigg Island Team A	TI	3
5	North Cottesloe Team A	NC	2
6	Sorrento Team A	SO	1

U/11 Male Cameron Relay

1	Trigg Island Team E	TI	6
2	North Cottesloe Team A	NC	5
3	Fremantle Team A	FM	4
4	Trigg Island Team A	TI	3
5	Mullaloo Team A	ML	2
6	Fremantle Team B	FM	1

U/11 Male Ironman

1	Mills, Zachary	TI	6
2	Russell, Benjamin	FM	5
3	Burke, Charlie	TI	4
4	Fredonnet, Jules	TI	3
5	Doddy, Joel	BY	2
6	Pearson, Ari	CY	1

U/11 Male Surf Race

1	Mills, Zachary	TI	6
2	Russell, Benjamin	FM	5
3	Reynolds, Charlie	NC	4
4	Beales, Daniel	TI	3
5	Gooding, Jake	FM	2
6	Burke, Charlie	TI	1

U/11 Male Surf Teams Race

1	Trigg Island Team A	TI	6
2	Fremantle Team A	FM	5
3	City of Bunbury Team A	BY	4
4	City of Perth Team A	CY	3
5	Secret Harbour Team A	SH	2
6	Sorrento Team B	SO	1

U/12 Female Beach Flags

1	Hills, Lucy	FL	6
2	Tobin, Ella	SB	5
3	Poad, Abbey	SH	4
4	McDermid, Charlotte	CY	3
5	Carne, Ebony	CB	2
6	Fraser, Holly	CY	1

U/12 Female Beach Relay

1	Sorrento Team A	SO	6
2	Fremantle Team A	FM	5
3	City of Perth Team A	CY	4
4	Mullaloo Team A	ML	3
5	North Cottesloe Team A	NC	2
6	Sorrento Team B	SO	1

U/12 Female Beach Run (1km)

1	Tobin, Ella	SB	6
2	McKenna, Maeve	FM	5
3	Hanikeri, Sienna	CO	4
4	Walker, Dolce	CY	3
5	Anderson, Ruby	CO	2
6	McCorkindale, Sophie	QM	1

U/12 Female Beach Sprint

1	Hills, Lucy	FL	6
2	Sim, Alana	ML	5
3	Fraser, Holly	CY	4
4	Tobin, Ella	SB	3
5	Wakefield, Lucy	SO	2
6	Mattingly, Sophie	FM	1

U/12 Female Board Race

1	Innocent, Mikaela	TI	6
2	Williams, Alice	CY	5
3	Griffin, Allannah	BY	4
4	Stegmann, Emma	BY	3
5	Baron-Hay, Sophie	CY	2
6	Rule, Jaya	TI	1

U/12 Female Board Relay

1	City of Bunbury Team A	BY	6
2	Trigg Island Team A	TI	5
3	City of Perth Team A	CY	4
4	Scarboro Team A	SB	3
5	Fremantle Team A	FM	2
6	Secret Harbour Team A	SH	1

U/12 Female Board Rescue

1	Trigg Island Team C	TI	6
2	City of Perth Team C	CY	5
3	City of Bunbury Team A	BY	4
4	City of Perth Team A	CY	3
5	City of Perth Team B	CY	2
6	Trigg Island Team A	TI	1

U/12 Female Cameron Relay

1	City of Perth Team A	CY	6
2	City of Bunbury Team A	BY	5
3	Scarboro Team A	SB	4
4	Fremantle Team A	FM	3
5	Secret Harbour Team A	SH	1.5
6	Fremantle Team B	FM	1

U/12 Female Ironman

1	Williams, Alice	CY	6
2	Innocent, Mikaela	TI	5
3	Baron-Hay, Sophie	CY	4
4	Hunter, Georgie	TI	3
5	Griffin, Allannah	BY	2
6	Stegmann, Emma	BY	1

U/12 Female Surf Race

1	Williams, Alice	CY	6
2	Harwood, Alice	SB	5
3	Baron-Hay, Sophie	CY	4
4	Bazley, Milan	FM	3
5	Hunter, Georgie	TI	2
6	Mladineo, Keira	SH	1

U/12 Female Surf Teams Race

1	Fremantle Team A	FM	6
2	City of Perth Team A	CY	5
3	Trigg Island Team A	TI	4
4	Cottesloe Team A	CO	3
5	Secret Harbour Team A	SH	2
6	City of Bunbury Team A	BY	1

U/12 Male Beach Flags

1	Heatley, Benjamin	FM	6
2	Kiely, James	BY	5
3	Hadley, Jack	FM	4
4	Green, T-Jay	QM	3
5	Cachard, Noah	FL	2
6	Liddell, Keir	QM	1

U/12 Male Beach Relay

1	Sorrento Team A	SO	6
2	Quinn's Mindarie Team A	QM	5
3	Fremantle Team A	FM	4
4	Scarboro Team A	SB	3
5	Sorrento Team B	SO	2
6	Trigg Island Team A	TI	1

U/12 Male Beeach Run (1km)

1	Hurley, Owen	SO	6
2	Somers, Riley	SB	5
3	Liddell, Keir	QM	4
4	Hardman, Kane	TI	3
5	Musk, Thomas	AL	2
6	Kiely, James	BY	1

U/12 Male Beach Sprint

1	Evans, Jayden	ML	6
2	Hadley, Jack	FM	5
3	Hurley, Owen	SO	4
4	Kiely, James	BY	3
5	Locke, Thomas	CO	2
6	Auld, James	FL	1

U/12 Male Board Race

1	Baldwin, Joel	CY	6
2	McChord, Luke	ML	5
3	Caren, Jarvis	TI	4
4	Quirk, Joe	QM	3
5	Locke, Thomas	CO	2
6	Lindup, Heath	TI	1

U/12 Male Board Relay

1	Mullaloo Team A	ML	6
2	Cottesloe Team A	CO	5
3	Trigg Island Team A	TI	4
4	City of Perth Team A	CY	3
5	City of Bunbury Team A	BY	2
6	Albany Team A	AL	1

U/12 Male Board Rescue

1	City of Perth Team B	CY	6
2	Trigg Island Team B	TI	5
3	Quinn's Mindarie Team A	QM	4
4	Mullaloo Team B	ML	3
5	North Cottesloe Team A	NC	2
6	Cottesloe Team A	CO	1

U/12 Male Cameron Relay

1	Cottesloe Team A	CO	6
2	Cottesloe Team B	CO	5
3	Fremantle Team A	FM	4
4	Trigg Island Team A	TI	3
5	Dongara Denison/Albany	DD	2
6	City of Perth Team A	CY	1

U/12 Male Ironman

1	Pizzirani, Liam	FM	6
2	Caren, Jarvis	TI	5
3	Hunt, Nathan	CY	4
4	Quirk, Joe	QM	3
5	Bowles, Angus	AL	2
6	McChord, Luke	ML	1

U/12 Male Surf Race

1	Pizzirani, Liam	FM	6
2	Michael, Thomas	CO	5
3	Quirk, Joe	QM	4
4	Battle, Ethan	ML	3
5	Hunt, Nathan	CY	2
6	Caren, Jarvis	TI	1

U/12 Male Surf Teams Race

1	Trigg Island Team A	TI	6
2	Mullaloo Team A	ML	5
3	City of Perth Team A	CY	4
4	Cottesloe Team A	CO	3
5	Fremantle Team A	FM	2
6	Sorrento Team A	SO	1

U/13 Female Beach Flags

1	Jakovich, Jayda	FM	6
2	Leavy, Ocea	FM	5
3	Parsons, Ellie	TI	4
4	Churcher, Charlotte	BY	3
5	Waddell, Katie	ML	2
6	Hiles, Kelly	FM	1

U/13 Female Beach Relay

1	Fremantle Team A	FM	6
2	North Cottesloe Team A	NC	5
3	City of Perth Team A	CY	4
4	Scarboro Team A	SB	3
5	Sorrento Team A	SO	2
6	Trigg Island Team A	TI	1

U/13 Female Beach run (1km)

1	Churcher, Charlotte	BY	6
2	Redden, Maisy	ML	5
3	Jones, Phoebe	SB	4
4	McCullagh, Ella	SB	3
5	Traeger, Ashlin	SH	2
6	Martin, Leah	ML	1

U/13 Female Beach Sprint

1	Marsh, Arabella	FM	6
2	Passera, Amber	SB	5
3	Jakovich, Jayda	FM	4
4	Fenton, Gracie	PB	3
5	Cohen, Ruby	SB	2
6	Herrington, Imogen	CY	1

U/13 Female Board Race

1	Redden, Maisy	ML	6
2	Mulvay, Indie-Lee	TI	5
3	Wilson, Rosie	TI	4
4	Fry, Ellie	FM	3
5	Stegmann, Paige	BY	2
6	Ferguson, Aysa	TI	1

U/13 Female Board Relay

1	City of Bunbury Team A	BY	6
2	Trigg Island Team A	TI	5
3	Mullaloo Team A	ML	4
4	Fremantle Team A	FM	3
5	Trigg Island Team B	TI	2
6	City of Perth Team A	CY	1

U/13 Female Board Rescue

1	City of Bunbury Team B	BY	6
2	Fremantle Team B	FM	5
3	Mullaloo Team A	ML	4
4	Fremantle Team A	FM	3
5	Secret Harbour Team A	SH	2
6	Trigg Island Team D	TI	1

U/13 Female Cameron Relay

1	Fremantle Team A	FM	6
2	City of Bunbury Team A	BY	5
3	Trigg Island Team A	TI	4
4	City of Perth Team A	CY	3
5	Trigg Island Team B	TI	2
6	Secret Harbour Team A	SH	1

U/13 Female Ironman

1	Redden, Maisy	ML	6
2	Fry, Ellie	FM	5
3	Saffy, Georgia	BY	4
4	Hodder, Eliza	TI	3
5	Wilson, Rosie	TI	2
6	Slocombe, Alexandra	CY	1
	Dall, Oliver	AL	1

SURF SPORTS RESULTS NIPPERS

U/13 Female Surf Race

1	Slocombe, Alexandra	CY	6
2	Fry, Ellie	FM	5
3	Redden, Maisy	ML	4
4	Ferguson, Aysha	TI	3
5	Wilson, Rosie	TI	2
6	Seneque, Vienne	FM	1

U/13 Female Surf Teams Race

1	Trigg Island Team A	TI	6
2	Fremantle Team A	FM	5
3	Mullaloo Team A	ML	4
4	Sorrento Team A	SO	3
5	City of Bunbury Team A	BY	2
6	City of Perth Team A	CY	1

U/13 Male Beach Flags

1	Dry, Xavier	NC	6
2	Wyburd, Taj	SH	5
3	Mann, Daniel	QM	4
4	Durell, Hudson	ML	3
5	Waymouth, Ollie	SO	2
6	Dall, Oliver	AL	1

U/13 Male Beach Relay

1	Sorrento Team A	SO	6
2	Cottesloe Team A	CO	5
3	Coogee Beach Team A	CB	4
4	Fremantle Team A	FM	3
5	North Cottesloe Team A	NC	2
6	Scarboro Team A	SB	1

U/13 Male Beach Run (1km)

1	Crowley, Joseph	SO	6
2	Bytheway, Fraser	ML	5
3	Duffy, Ethan	CO	4
4	Van Noort, Jacob	BY	3
5	Forrest, Jack	TI	2
6	Swarts, Jacques	AL	1

U/13 Male Beach Sprint

1	Leggett, Cameron	CO	6
2	Dry, Xavier	NC	5
3	Johnson, William	CB	4
4	Waymouth, Ollie	SO	3
5	Mann, Daniel	QM	2
6	Lawson, Finn	QM	1

U/13 Male Board Race

1	Martin, Fergus	AL	6
2	Bytheway, Fraser	ML	5
3	Dart, Patrick	FM	4
4	Duffy, Ethan	CO	3
5	Lee, Mitchell	ML	2
6	Wyburd, Taj	SH	1

U/13 Male Board Relay

1	Mullaloo Team A	ML	6
2	Fremantle Team A	FM	5
3	Secret Harbour Team A	SH	4
4	Sorrento Team A	SO	3
5	Trigg Island Team A	TI	2
6	Albany Team A	AL	1

U/13 Male Board Rescue

1	Mullaloo Team B	ML	6
2	Cottesloe Team A	CO	5
3	Sorrento Team C	SO	4
4	Mullaloo Team A	ML	3
5	Sorrento Team A	SO	2
6	Fremantle Team B	FM	1

U/13 Male Cameron Relay

1	Sorrento Team A	SO	6
2	Mullaloo Team A	ML	5
3	Cottesloe Team A	CO	4
4	Fremantle Team A	FM	3
5	Sorrento Team B	SO	2
6	Secret Harbour Team A	SH	1

U/13 Male Ironman

1	Wilson, Lucas	SO	6
2	Lee, Mitchell	ML	5
3	Dart, Patrick	FM	4
4	Bytheway, Fraser	ML	3
5	Martin, Fergus	AL	2
6	Duffy, Ethan	CO	1

U/13 Male Surf Race

1	Wilson, Lucas	SO	6
2	Cook, Declan	SO	5
3	Solly, Jay	SO	4
4	Brehaut, Oliver	SH	3
5	Dart, Patrick	FM	2
6	Bytheway, Fraser	ML	1

U/13 Male Surf Teams Race

1	Sorrento Team A	SO	6
2	Fremantle Team A	FM	5
3	Mullaloo Team A	ML	4
4	Fremantle Team B	FM	3
5	Trigg Island Team A	TI	2
6	Albany Team A	AL	1

All Age Mixed March Past

1	Trigg Island Team A	TI	6
2	Sorrento Team A	SO	5
3	North Cottesloe Team A	NC	4
4	Mullaloo Team A	ML	3
5	Cottesloe Team A	CO	2

U/11 Mixed 2 Person R & R

1	Sorrento Team A	SO	6
2	Sorrento Team B	SO	5
3	Trigg Island Team C	TI	4
4	Sorrento Team C	SO	3
5	Trigg Island Team A	TI	2
6	Sorrento Team D	SO	1

U/11 Mixed 2 Person R & R

1	Mullaloo Team B	ML	6
2	Sorrento Team B	SO	5
3	City of Perth Team A	CY	4
4	Mullaloo Team D	ML	3
5	Mullaloo Team A	ML	2
6	Trigg Island Team B	TI	1

U/10 Female 100m Obstacles

1	Ashworth, Imogen	CB	6
2	Noorman, Jessica	SH	5
3	Johnston, Jorja	NC	4
4	Tigchelaar, Mia	CB	3
5	Docherty, Philippa	NC	2
6	Jones, Amy	SB	1

U/10 Female 50m Brick Carry

1	Gibbons, Gabrielle	FM	6
2	Noorman, Jessica	SH	5
3	Tigchelaar, Mia	CB	4
4	Prescott, Phoebe	FM	3
5	Fry, Jessica	FM	2
6	Ashworth, Imogen	CB	1

U/10 Female 50m Freestyle (no fins)

1	Prescott, Phoebe	FM	6
2	Gibbons, Gabrielle	FM	5
3	Fry, Jessica	FM	4
4	Tigchelaar, Mia	CB	3
5	Noorman, Jessica	SH	2
6	Docherty, Philippa	NC	1

U/10 Female 50m Freestyle with Fins

1	Gibbons, Gabrielle	FM	6
2	Tigchelaar, Mia	CB	5
3	Prescott, Phoebe	FM	4
4	Noorman, Jessica	SH	3
5	Hodges, Ashley	PB	2
6	Docherty, Philippa	NC	1

U/10 Male 100m Obstacles

1	Mills, Zachary	TI	6
2	Solly, Trent	SO	5
3	Gooding, Jake	FM	4
4	Prinsloo, Eben	FM	3
5	Cronin, Ben	NC	2
6	Horton, Joel	SB	1

U/10 Male 50m Brick Carry

1	Mills, Zachary	TI	6
2	Solly, Trent	SO	5
3	Prinsloo, Eben	FM	4
4	Cronin, Ben	NC	3
5	Sladen, Cade	NC	2
6	Stenvers, Charlie	NC	1

U/10 Male 50m Freestyle (no fins)

1	Mills, Zachary	TI	6
2	Solly, Trent	SO	5
3	Cronin, Ben	NC	4
4	Prinsloo, Eben	FM	3
5	Horton, Joel	SB	2
6	Howard, Cooper	SB	1

U/10 Male 50m Freestyle with Fins

1	Mills, Zachary	TI	6
2	Prinsloo, Eben	FM	5
3	Horton, Joel	SB	4
4	Cronin, Ben	NC	3
5	Sladen, Cade	NC	2
6	Solly, Trent	SO	1

U/10 Male Line Throw

1	Port Bouvard Team A	PB	6
2	Sorrento Team B	SO	5

U/11 Female 100m Obstacles

1	Harwood, Alice	SB	6
2	Innocent, Mikaela	TI	5
3	Pratt, Indee	TI	4
4	Hunter, Georgie	TI	3
5	Tobin, Ella	SB	2
6	Negus, Femke	TI	1

U/11 Female 50m Brick Carry

1	Harwood, Alice	SB	6
2	Innocent, Mikaela	TI	5
3	Tobin, Ella	SB	4
4	Gooding, Jessica	FM	3
5	Pratt, Indee	TI	2
6	Arscott, Ava	SH	1

U/11 Female 50m Freestyle (no fins)

1	Harwood, Alice	SB	6
1	Innocent, Mikaela	TI	6
3	Pratt, Indee	TI	4
4	Gooding, Jessica	FM	3
5	Tobin, Ella	SB	2
6	Negus, Femke	TI	1

U/11 Female 50m Freestyle with Fins

1	Harwood, Alice	SB	6
2	Innocent, Mikaela	TI	5
3	Pratt, Indee	TI	4
4	Gooding, Jessica	FM	3
5	Tobin, Ella	SB	2
6	Negus, Femke	TI	1

U/11 Female Line Throw

1	Scarboro Team A	SB	6
2	Port Bouvard Team A	PB	5
3	Trigg Island Team A	TI	4
4	North Cottesloe Team A	NC	3
5	Secret Harbour Team A	SH	2

U/11 Male 100m Obstacles

1	Caren, Jarvis	TI	6
2	Pieterse, Jarrod	TI	5
3	Dickson, Sean	FM	4
4	Walker, Lucas	TI	3
5	Lindup, Heath	TI	2
6	Grayson-Dharmaputra, Attilakai	CB	1

U/11 Male 50m Brick Carry

1	Caren, Jarvis	TI	6
2	Lindup, Heath	TI	5
3	Mahon, Connor	ML	4
4	Dickson, Sean	FM	3
5	Walker, Lucas	TI	2
6	Bawden, Rhys	SO	1

U/11 Male 50m Freestyle (no fins)

1	Caren, Jarvis	TI	6
2	Pieterse, Jarrod	TI	5
3	Lindup, Heath	TI	4
4	Dickson, Sean	FM	3
5	Walker, Lucas	TI	2
6	Macleod, Lachy	ML	1

U/11 Female 50m Brick Carry

1	Passera, Amber	SB	6
2	Clarke, Olivia	SO	5
3	Traeger, Ashlin	SH	4
4	Butler, Eva	TI	3
5	Gibbons, Charlotte	FM	2
6	Gillmore, Alessandra	TI	1
7	Rasmussen, Annika	ML	
8	Ferguson, Aysha	TI	

U/11 Female 50m Freestyle (no fins)

1	Butler, Eva	TI	6
2	Clarke, Olivia	SO	5
3	Traeger, Ashlin	SH	4
4	Passera, Amber	SB	3
5	Wilson, Rosie	TI	2
6	Jones, Phoebe	SB	1
7	Huzzard, Pia	SB	
8	Greaves, Abbey	TI	

U/11 Female 50m Freestyle with Fins

1	Caren, Jarvis	TI	6
2	Pieterse, Jarrod	TI	5
3	Dickson, Sean	FM	4
4	Walker, Lucas	TI	3
5	Lindup, Heath	TI	2
6	Macleod, Lachy	ML	1

U/11 Female Line Throw

1	Trigg Island Team A	TI	6
2	Mullaloo Team A	ML	5
3	Trigg Island Team B	TI	4

U/12 Female 100m Obstacles

1	Traeger, Ashlin	SH	6
2	Clarke, Olivia	SO	5
3	Greaves, Abbey	TI	4
4	Leach, Holly	TI	3
5	Passera, Amber	SB	2
6	Harrison, Amy	SO	1

U/12 Female 50m Brick Carry

1	Fry, Ellie	FM	6
2	Traeger, Ashlin	SH	5
3	Leach, Holly	TI	4
4	Clarke, Olivia	SO	3
5	Passera, Amber	SB	2
6	Prinsloo, Amelie	FM	1

U/12 Female 50m Freestyle (no fins)

1	Fry, Ellie	FM	6
2	Passera, Amber	SB	5
3	Prinsloo, Amelie	FM	4
4	Clarke, Olivia	SO	3
5	Leach, Holly	TI	2
6	Gibbons, Charlotte	FM	1

U/12 Female 50m Freestyle with Fins

1	Passera, Amber	SB	6
2	Greaves, Abbey	TI	5
3	Leach, Holly	TI	4
4	Clarke, Olivia	SO	3
5	Jones, Phoebe	SB	2
6	Rasmussen, Annika	ML	1

U/12 Female Line Throw

1	Scarboro Team A	SB	6
2	Sorrento Team A	SO	5

U/12 Male 100m Obstacles

1	Solly, Jay	SO	6
2	Lee, Mitchell	ML	5
3	Rothnie, Kelton	FM	4
4	Snook, Benjamin	SB	3
5	Bytheway, Fraser	ML	2
6	Marchetto, Kai	TI	1

U/12 Male 50m Brick Carry

1	Rothnie, Kelton	FM	6
2	Snook, Benjamin	SB	5
3	Lee, Mitchell	ML	4
4	Bytheway, Fraser	ML	3
5	Hewlett, Ryan	ML	2
6	Jervis, Damon	FM	1

U/12 Male 50m Freestyle (no fins)

1	Jervis, Damon	FM	6
2	Solly, Jay	SO	5
3	Rothnie, Kelton	FM	4
4	Bytheway, Fraser	ML	3
5	Lee, Mitchell	ML	2
6	Hewlett, Ryan	ML	1

U/12 Male 50m Freestyle with Fins

1	Rothnie, Kelton	FM	6
2	Solly, Jay	SO	5
3	Hewlett, Ryan	ML	4
4	Bytheway, Fraser	ML	3
5	Douglas, Joshua	FM	2
6	Snook, Benjamin	SB	1

U/12 Male Line Throw

1	Sorrento Team A	SO	6
2	Scarboro Team A	SB	5
3	Fremantle Team C	FM	4
4	Fremantle Team B	FM	3
5	Trigg Island Team A	TI	2
6	Fremantle Team A	FM	1

U/13 Female 100m Obstacles

1	Edwards, Crystal	TI	6
2	Innocent, Sascha	TI	5
3	Aberhart, Grace	SH	4
4	Prescott, Georgia	FM	3
5	Harwood, Jane	SB	2
6	Macleod, Neve	ML	1

U/13 Female 50m Brick Carry

1	Edwards, Crystal	TI	6
2	Prescott, Georgia	FM	5
3	Aberhart, Grace	SH	4
4	Innocent, Sascha	TI	3
5	Moore, Lily	NC	2
6	Kermath, Emilie	SH	1

U/13 Female 50m Freestyle (no fins)

1	Edwards, Crystal	TI	6
2	Prescott, Georgia	FM	5
3	Aberhart, Grace	SH	4
4	Innocent, Sascha	TI	3
5	Harwood, Jane	SB	2
6	Macleod, Neve	ML	1

U/13 Female 50m Freestyle with Fins

1	Edwards, Crystal	TI	6
2	Prescott, Georgia	FM	5
3	Aberhart, Grace	SH	4
4	Moore, Lily	NC	3
5	Innocent, Sascha	TI	2
6	Weir, Chloe	ML	1

U/13 Female Line Throw

1	Sorrento Team A	SO	6
2	North Cottesloe Team A	NC	5
3	Scarboro Team A	SB	4
4	Trigg Island Team B	TI	3
5	Mullaloo Team A	ML	2
6	Trigg Island Team A	TI	1

U/13 Male 100m Obstacles

1	Chong Sue, Tupou	FM	6
2	Savage, Will	TI	5
3	Hunter, Max	TI	4
4	Colliss, Ben	CY	3
5	Coubrough, Izaac	CB	2
6	Snelgar, Matthew	CB	1

U/13 Male 50m Brick Carry

1	Chong Sue, Tupou	FM	6
2	Savage, Will	TI	5
3	Hunter, Max	TI	4
4	Coubrough, Izaac	CB	3
5	Straight, Ty	TI	2

U/13 Male 50m Freestyle (no fins)

1	Chong Sue, Tupou	FM	6
2	Savage, Will	TI	5
3	Hunter, Max	TI	4
4	Colliss, Ben	CY	3
5	Straight, Ty	TI	2
6	Snelgar, Matthew	CB	1

U/13 Male Line Throw

1	Trigg Island Team A	TI	6
---	---------------------	----	---

U10/U11 Female 100m Patient Tow with Fins

1	Scarboro Team B	SB	6
2	Trigg Island Team B	TI	5
3	Port Bouvard Team B	PB	4
4	Trigg Island Team A	TI	3
5	Fremantle Team C	FM	2
6	Fremantle Team B	FM	1

U10/U11 Female 4x25m Brick Relay

1	Trigg Island Team A	TI	6
2	Scarboro Team A	SB	5
3	Fremantle Team A	FM	4
4	Coogee Beach Team A	CB	3
5	North Cottesloe Team A	NC	2

U10/U11 Female 4x50m Medley Relay

1	Trigg Island Team A	TI	6
2	Fremantle Team A	FM	5
3	Scarboro Team A	SB	4
4	Port Bouvard Team A	PB	3
5	Coogee Beach Team A	CB	2
6	Fremantle Team B	FM	1

U10/U11 Female 4x50m Obstacle Relay

1	Trigg Island Team A	TI	6
2	Scarboro Team A	SB	5
3	Port Bouvard Team A	PB	4
4	Coogee Beach Team A	CB	3
5	North Cottesloe Team A	NC	2
6	Fremantle Team A	FM	1

U10/U11 Male 100m Patient Tow with Fins

1	Trigg Island Team C	TI	6
2	Trigg Island Team A	TI	5
3	Fremantle Team A	FM	4
4	Fremantle Team C	FM	3
5	Sorrento Team A	SO	2
6	Trigg Island Team B	TI	1

U10/U11 Male 4x25m Brick Relay

1	Trigg Island Team A	TI	6
2	Sorrento Team A	SO	5
3	North Cottesloe Team A	NC	4
4	Mullaloo Team A	ML	3

U10/U11 Male 4x50m Medley Relay

1	Trigg Island Team A	TI	6
2	Fremantle Team A	FM	5
3	Sorrento Team A	SO	4
4	Mullaloo Team A	ML	3
5	Coogee Beach Team A	CB	2

U10/U11 Male 4x50m Obstacle Relay

1	Fremantle Team A	FM	6
2	North Cottesloe Team A	NC	5
3	Trigg Island Team A	TI	4
4	Sorrento Team A	SO	3
5	Mullaloo Team A	ML	2
6	Coogee Beach Team A	CB	1

U12/U13 Female 100m Patient Tow with Fins

1	Fremantle Team B	FM	6
2	Scarboro Team A	SB	5
3	Fremantle Team A	FM	4
4	Trigg Island Team C	TI	3
5	Sorrento Team A	SO	2
6	Sorrento Team B	SO	

U12/U13 Female 4x25m Brick Relay

1	Fremantle Team A	FM	6
2	Secret Harbour Team A	SH	5
3	Scarboro Team A	SB	4
4	Sorrento Team A	SO	3
5	Trigg Island Team A	TI	2
6	Trigg Island Team B	TI	1

U12/U13 Female 4x50m Medley Relay

1	Fremantle Team A	FM	6
2	Scarboro Team A	SB	5
3	Trigg Island Team A	TI	4
4	Secret Harbour Team A	SH	3
5	Trigg Island Team B	TI	2
6	Sorrento Team A	SO	1

U12/U13 Female 4x50m Obstacle Relay

1	Trigg Island Team A	TI	6
2	Scarboro Team A	SB	5
3	Secret Harbour Team A	SH	4
4	Trigg Island Team B	TI	3
5	Sorrento Team A	SO	2
6	North Cottesloe Team A	NC	1

U12/U13 Male 100m Patient Tow with Fins

1	Fremantle Team A	FM	6
2	Trigg Island Team A	TI	5
3	Sorrento Team A	SO	4
4	Fremantle Team C	FM	3
5	Scarboro Team B	SB	2
6	Mullaloo Team A	ML	1

U12/U13 Male 4x25m Brick Relay

1	Fremantle Team A	FM	6
2	Trigg Island Team A	TI	5
3	Mullaloo Team A	ML	4
4	Fremantle Team B	FM	3

U12/U13 Male 4x50m Medley Relay

1	Fremantle Team A	FM	6
2	Mullaloo Team A	ML	5
3	Fremantle Team B	FM	4
4	Coogee Beach Team A	CB	3

U12/U13 Male 4x50m Obstacle Relay

1	Trigg Island Team A	TI	6
2	Fremantle Team A	FM	5
3	Mullaloo Team A	ML	4

U13 Female Surfboard Riding

1	Poll, Bella	CO	6
2	Caldwell, Ella	BP	5
3	Macleod, Neve	ML	4
4	Innocent, Sascha	TI	3
5	Fleming, Eve	TI	2
6	Grayson-Dharmaputri, Kali	CB	1

U/13 Male Surfboard Riding

1	Amess, Flynders	DK	6
2	Jackson, Kirby	CY	5
3	Colliss, Ben	CY	4
4	Papineau, Kai	TI	3

FINANCIAL REPORT

FINANCIAL REPORT

FOR THE YEAR ENDED 30 APRIL 2017

ABN: 38 926 034 500

CONTENTS

Directors' Report	66
Statement of Profit or Loss and Other Comprehensive Income	67
Statement of Financial Position	68
Statement of Changes in Equity	69
Statement of Cash Flows	69
Notes to the Financial Statements	70 - 83
Directors' Declaration	84
Audit Report	85 - 86



DIRECTORS' REPORT

The Directors submit the financial report of Surf Life Saving Western Australia Inc. ("the Association") for the year ended 30 April 2017.

BOARD OF DIRECTORS

The names of Directors throughout the year and at the date of this report are:

Craig Smith-Gander	(President)
Kelly Moss	
Garry Williams	
Jarod Stone	
Chris Brien	
Sarah Leonard	
Gemma Tognini	

PRINCIPAL ACTIVITIES

The principal activities of the Association during the financial year were:

- The provision of life saving and emergency services, recreation, sport and youth development throughout Western Australia.

The operating activities of Surf Life Saving Western Australia Inc. reported a surplus of \$1,349,406 (2016: \$249,933).

Surplus funds are to be applied to a range of projects to maintain and improve key assets, together with providing the basis for investment into future programs that will provide long term benefit to the clubs and their members.

Signed in accordance with a resolution of the Board of Directors.



Craig Smith-Gander
President



James O'Toole
Chief Executive Officer

Dated this 4th day of July 2017

STATEMENT OF PROFIT OR LOSS AND OTHER COMPREHENSIVE INCOME FOR THE YEAR ENDED 30 APRIL 2017

	Note	2017 \$	Restated 2016 \$
Revenue	2	11,274,401	11,440,177
Gain/(Loss) on disposal of property, plant and equipment	3d	279,425	(54,215)
Employee benefits expense		(1,019,415)	(996,910)
Depreciation and amortisation expenses	3a	(226,089)	(603,880)
Fundraising expenses		(32,860)	(15,811)
Development and education expenses		(940,497)	(841,109)
Lifesaving expenses	3b	(4,648,673)	(4,933,894)
Marketing and sponsorship expenses		(306,831)	(316,051)
Competition expenses		(678,101)	(668,091)
Commercial activity expenses	3c	(1,726,746)	(1,786,748)
Other expenses		(115,208)	(117,541)
Loss on revaluation of land and building	8	(510,000)	(855,994)
(Loss) / Surplus for the Year		1,349,406	249,933
Other comprehensive income:			
Reversal of prior period revaluation increment of land and buildings		-	-
Total comprehensive (loss)/income for the Year		1,349,406	249,933

The accompanying notes form part of these financial statements.

STATEMENT OF FINANCIAL POSITION

AS AT 30 APRIL 2017

	Note	2017 \$	Restated 2016 \$
ASSETS			
CURRENT ASSETS			
Cash and cash equivalents	4	5,523,537	3,121,071
Trade and other receivables	5	1,514,522	623,310
Prepayments	6	90,982	82,069
		7,129,041	3,826,450
Non-current assets classified as held for sale	7	-	479,683
TOTAL CURRENT ASSETS		7,129,041	4,306,133
NON - CURRENT ASSETS			
Property, plant and equipment	8	6,875,003	8,572,433
TOTAL NON - CURRENT ASSETS		6,875,003	8,572,433
TOTAL ASSETS		14,004,044	12,878,566
CURRENT LIABILITIES			
Trade and other payables	9	1,717,070	1,837,724
Provisions	10	279,099	206,859
TOTAL CURRENT LIABILITIES		1,996,169	2,044,583
NON - CURRENT LIABILITIES			
Provisions	10	90,653	266,167
TOTAL NON - CURRENT LIABILITIES		90,653	266,167
TOTAL LIABILITIES		2,086,822	2,310,750
NET ASSETS		11,917,222	10,567,816
EQUITY			
Reserves	11	500,000	900,000
Accumulated Surplus		11,417,222	9,667,816
TOTAL EQUITY		11,917,222	10,567,816

The accompanying notes form part of these financial statements.

STATEMENT OF CHANGES IN EQUITY

FOR THE YEAR ENDED 30 APRIL 2017

	Accumulated Surplus \$	General Reserve \$	Building Reserve \$	Revaluation Surplus \$	Total \$
Balance at 30 April 2015	9,417,883	500,000	400,000	-	10,317,883
Surplus attributable to members	249,933	-	-	-	249,933
Reversal of revaluation increment of land and buildings	-	-	-	-	-
Balance at 30 April 2016 Restated	9,667,816	500,000	400,000	-	10,567,816
Surplus attributable to members	1,349,406	-	-	-	1,349,406
Transfer to/(from) building reserve	400,000	-	(400,000)	-	-
Balance at 30 April 2017	11,417,222	500,000	-	-	11,917,222

The accompanying notes form part of these financial statements.

STATEMENT OF CASH FLOWS

FOR THE YEAR ENDED 30 APRIL 2017

	Note	2017 \$	2016 \$
CASH FLOWS FROM OPERATING ACTIVITIES			
Receipts from operating activities		10,748,952	11,748,749
Payment to suppliers and employees		(10,138,819)	(10,823,757)
Interest received		71,884	32,289
Net cash provided by operating activities	16	682,017	957,281
CASH FLOWS FROM INVESTING ACTIVITIES			
Purchase of property, plant and equipment		(511,565)	(635,433)
Proceeds on disposal of property, plant and equipment		2,232,014	259,321
Net cash provided by/(used in) investing activities		1,720,449	(376,112)
CASH FLOWS FROM FINANCING ACTIVITIES			
Repayment of borrowings		-	-
Net cash used in financing activities		-	-
Net increase in cash held		2,402,466	581,169
Cash at the beginning of the financial year		3,121,071	2,539,902
Cash at the end of the financial year	4	5,523,537	3,121,071

The accompanying notes form part of these financial statements.

NOTES TO THE FINANCIAL STATEMENTS

FOR THE YEAR ENDED 30 APRIL 2017

NOTE 1: STATEMENT OF SIGNIFICANT ACCOUNTING POLICIES

This financial report is a general purpose financial report that has been prepared in accordance with Australian Accounting Standards (including Australian Accounting Interpretations), other authoritative pronouncements of the Australian Accounting Standards Board, the requirements of the Australian Charities and Not-for-Profits Commission Act 2012 and the Associations Incorporation Act 2015.

The financial report covers Surf Life Saving Western Australia Inc. as an individual entity. Surf Life Saving Western Australia Inc. is an Association incorporated in Western Australia under the Associations Incorporation Act 2015.

The financial report of Surf Life Saving Western Australia Inc. as an individual entity complies with all Australian equivalents to International Financial Reporting Standards (AIFRS) in their entirety. Compliance with AIFRS ensures compliance with International Financial Reporting Standards.

The following is a summary of the material accounting policies adopted by the Association in the preparation of the financial report. The accounting policies have been consistently applied, unless otherwise stated.

Basis of preparation

The accounting policies set out below have been consistently applied to all years presented.

Reporting Basis and Conventions

The financial report has been prepared on an accrual basis and is based on historical costs modified by the revaluation of selected non-current assets, financial assets and financial liabilities for which the fair value basis of accounting has been applied. The amounts presented in the financial report are present in Australian dollars and have been rounded to the nearest dollar.

New, revised or amending Accounting Standards and Interpretations adopted

The Association has adopted all of the new, revised or amending Accounting Standards and Interpretations issued by the Australian Accounting Standards Board ('AASB') that are mandatory for the current reporting period.

Any new, revised or amending Accounting Standards or Interpretations that are not yet mandatory have not been early adopted.

New Accounting Standards and Interpretations not yet mandatory or early adopted

Australian Accounting Standards and Interpretations that have recently been issued or amended but are not yet mandatory, have not been early adopted by the Association for the annual reporting period ended 30 April 2017. The Association's assessment of the impact of these new or amended Accounting Standards and Interpretations, most relevant to the incorporated association, are set out below.

NOTES TO THE FINANCIAL STATEMENTS

FOR THE YEAR ENDED 30 APRIL 2017

NOTE 1: STATEMENT OF SIGNIFICANT ACCOUNTING POLICIES (Cont.)

New Accounting Standards and Interpretations not yet mandatory or early adopted (Cont.)

AASB 15 Revenue from Contracts with Customers

This standard is applicable to annual reporting periods beginning on or after 1 January 2018. The standard provides a single standard for revenue recognition. The core principle of the standard is that an entity will recognise revenue to depict the transfer of promised goods or services to customers in an amount that reflects the consideration to which the entity expects to be entitled in exchange for those goods or services. The standard will require: contracts (either written, verbal or implied) to be identified, together with the separate performance obligations within the contract; determine the transaction price, adjusted for the time value of money excluding credit risk; allocation of the transaction price to the separate performance obligations on a basis of relative stand-alone selling price of each distinct good or service, or estimation approach if no distinct observable prices exist; and recognition of revenue when each performance obligation is satisfied. Credit risk will be presented separately as an expense rather than adjusted to revenue. For goods, the performance obligation would be satisfied when the customer obtains control of the goods. For services, the performance obligation is satisfied when the service has been provided, typically for promises to transfer services to customers. For performance obligations satisfied over time, an entity would select an appropriate measure of progress to determine how much revenue should be recognised as the performance obligation is satisfied. Contracts with customers will be presented in an entity's statement of financial position as a contract liability, a contract asset, or a receivable, depending on the relationship between the entity's performance and the customer's payment. Sufficient quantitative and qualitative disclosure is required to enable users to understand the contracts with customers; the significant judgments made in applying the guidance to those contracts; and any assets recognised from the costs to obtain or fulfil a contract with a customer. The Association will adopt this standard from 1 May 2018 but the impact of its adoption is yet to be assessed by the Association.

AASB 16 Leases

This standard is applicable to annual reporting periods beginning on or after 1 January 2019. The standard replaces AASB 117 'Leases' and for lessees will eliminate the classifications of operating leases and finance leases. Subject to exceptions, a 'right-of-use' asset will be capitalised in the statement of financial position, measured as the present value of the unavoidable future lease payments to be made over the lease term. The exceptions relate to short-term leases of 12 months or less and leases of low-value assets (such as personal computers and small office furniture) where an accounting policy choice exists whereby either a 'right-of-use' asset is recognised or lease payments are expensed to profit or loss as incurred. A liability corresponding to the capitalised lease will also be recognised, adjusted for lease prepayments, lease incentives received, initial direct costs incurred and an estimate of any future restoration, removal or dismantling costs. Straight-line operating lease expense recognition will be replaced with a depreciation charge for the leased asset (included in operating costs) and an interest expense on the recognised lease liability (included in finance costs). In the earlier periods of the lease, the expenses associated with the lease under AASB 16 will be higher when compared to lease expenses under AASB 117. For classification within the statement of cash flows, the lease payments will be separated into both a principal (financing activities) and interest (either operating or financing activities) component. For lessor accounting, the standard does not substantially change how a lessor accounts for leases. The Association will adopt this standard from 1 May 2019 but the impact of its adoption is yet to be assessed by the Association.

AASB 1058 Income for Not-for-Profit Entities

This standard is applicable to annual reporting periods beginning on or after 1 January 2019. The requirements of this Standard more closely reflect the economic reality of Not-for-Profit (NFP) entity transactions that are not contracts with customers. The Standard in conjunction with AASB 15 Revenue from Contracts with Customers, supersedes all the income recognition requirements relating to private sector NFP entities, and the majority of income recognition requirements relating to public sector NFP entities. The Association will adopt this standard from 1 May 2019 but the impact of its adoption is yet to be assessed by the Association.

NOTES TO THE FINANCIAL STATEMENTS

FOR THE YEAR ENDED 30 APRIL 2017

NOTE 1: STATEMENT OF SIGNIFICANT ACCOUNTING POLICIES (Cont.)

Accounting Policies

(a) Income Tax

The Association has obtained tax-exempt status under current Australian Taxation legislation.

(b) Property, Plant and Equipment

Each class of property, plant and equipment is carried at cost or fair value as indicated less, where applicable, any accumulated depreciation and impairment losses.

Where it is not possible to estimate the recoverable amount of an individual asset, the Association estimates the recoverable amount of the cash-generating unit to which the asset belongs.

Property

Freehold land and buildings are recorded at their fair value (being the amount for which an asset could be exchanged between knowledgeable willing parties in an arm's length transaction), based on periodic, but at least triennial valuations by external independent valuers. During the intervening periods, the fair values are determined on the basis of a Directors' valuation.

Increases in the carrying amount arising on revaluation of land and buildings are credited to a revaluation surplus in equity. Decreases that offset previous increases of the same asset are recognised against fair value reserves directly in equity; all other decreases are recognised in profit or loss.

Plant and Equipment

Plant and equipment is measured on the cost basis less depreciation and impairment losses.

The carrying amount of plant and equipment is reviewed annually by Directors to ensure it is not in excess of the recoverable amount from these assets. The recoverable amount is assessed on the basis of the expected net cash flows that will be received from the assets' employment and subsequent disposal. The expected net cash flows have been discounted to present values in determining recoverable amounts.

Depreciation

The depreciable amount of plant and equipment along with the helicopter and building fit-outs are depreciated on a diminishing value basis. Motor vehicles are depreciated on a straight line basis over their useful lives from the time the asset is held ready for use.

The depreciation rates used for each class of depreciable assets (excluding land and buildings) are:

Class of Fixed Asset	Depreciation Rate
Office equipment	25% to 33%
Coastal Safety equipment	25% to 100%
Surf education equipment	30%
Competition equipment	20%
Motor vehicles	12.50%
Helicopter	13.33%
Building fit-out	10%

The assets' residual values and useful lives are reviewed and adjusted, if appropriate, at each balance date.

An asset's carrying amount is written down immediately to its recoverable amount if the asset's carrying amount is greater than its estimated recoverable amount.

Gains and losses on disposals are determined by comparing proceeds with the carrying amount. These gains and losses are included in the statement of comprehensive income.

(c) Leases

Lease payments for operating leases, where substantially all the risks and benefits remain with the lessor, are charged as expenses in the periods in which they are incurred.

NOTES TO THE FINANCIAL STATEMENTS

FOR THE YEAR ENDED 30 APRIL 2017

(d) **Impairment of Assets**

At each reporting date, the Association reviews the carrying values of its tangible assets to determine whether there is any indication that those assets have been impaired. If such an indication exists, the recoverable amount of the asset, being the higher of the assets fair value less costs to sell and value-in-use, is compared to the assets carrying value. Any excess of the assets carrying value over its recoverable amount is expensed to the statement of comprehensive income.

Where it is not possible to estimate the recoverable amount of an individual asset, the Association estimates the recoverable amount of the cash-generating unit to which the asset belongs.

(e) **Fair Value Measurement**

When an asset or liability, financial or non-financial, is measured at fair value for recognition or disclosure purposes, the fair value is based on the price that would be received to sell an asset or paid to transfer a liability in an orderly transaction between market participants at the measurement date; and assumes that the transaction will take place either: in the principal market; or in the absence of a principal market, in the most advantageous market.

Fair value is measured using the assumptions that market participants would use when pricing the asset or liability, assuming they act in their economic best interest. For non-financial assets, the fair value measurement is based on its highest and best use. Valuation techniques that are appropriate in the circumstances and for which sufficient data are available to measure fair value, are used, maximising the use of relevant observable inputs and minimising the use of unobservable inputs.

(f) **Employee Benefits**

Provision is made in respect of the Association's liability for employee benefits arising from services rendered by employees to balance date. Employee benefits that are expected to be settled within one year have been measured at the amounts expected to be paid when the liability is settled, plus related on-costs. Employee benefits payable later than one year have been measured at the present value of the estimated future cash outflows to be made for those benefits.

(g) **Cash and Cash Equivalents**

Cash and cash equivalents include cash on hand, deposits held at-call with banks and other short-term highly liquid investments with original maturities of three months or less.

(h) **Revenue**

Revenue from donations is recognised upon receipt of the funds.

Interest revenue is recognised on a proportional basis taking into account the interest rates applicable to the financial assets.

Grants received for recurrent and capital expenditures and member's subscriptions are recorded as income in the year in which they are earned.

All revenue is stated net of the amount of goods and services tax (GST).

(i) **Goods and Services Tax (GST)**

Revenues, expenses and assets are recognised net of the amount of GST, except where the amount of GST incurred is not recoverable from the Australian Taxation Office. In these circumstances the GST is recognised as part of the cost of acquisition of the asset or as part of an item of the expense. Receivables and payables in the statement of financial position are shown inclusive of GST.

Cash flows are presented in the cash flow statement on a gross basis, except for the GST component of investing and financing activities, which are disclosed as operating cash flows.

NOTES TO THE FINANCIAL STATEMENTS

FOR THE YEAR ENDED 30 APRIL 2017

NOTE 1: STATEMENT OF ACCOUNTING POLICIES (Cont.)

(j) **Financial Instruments**

Financial assets and financial liabilities are recognised when the entity becomes a party to the contractual provisions to the instrument.

Financial instruments are initially measured at fair value.

Held-to-maturity investments

Held-to-maturity investments are non-derivative financial assets that have fixed maturities and fixed or determinable payments, and it is the Association's intention to hold these investments until maturity. They are subsequently measured at amortised cost.

Held-to-maturity investments are included in current assets where they are expected to mature within 12 months after the end of the reporting period. All other investments are classified as non-current assets.

Financial Liabilities

Non-derivative financial liabilities other than financial guarantees are subsequently measured at amortised cost. Financial liabilities are derecognised where the related obligations are discharged, cancelled or expired. The difference between the carrying value of the financial liability extinguished or transferred to another party and the fair value of consideration paid, including the transfer of non-cash assets or liabilities assumed, is recognised in profit or loss.

(k) **Maintenance Provisions**

Provisions are recognised when the Association has a legal or constructive obligation, as a result of past events, for which it is probable that an outflow of economic benefits will result and that outflow can be reliably measured. If it is no longer probable that an outflow of resources embodying economic benefits will be required to settle the obligation, the provision shall be reversed.

(l) **Non-current assets or disposal groups classified as held for sale**

Non-current assets and assets of disposal groups are classified as held for sale if their carrying amount will be recovered principally through a sale transaction rather than through continued use. They are measured at the lower of their carrying amount and fair value less costs of disposal. For non-current assets or assets of disposal groups to be classified as held for sale, they must be available for immediate sale in their present condition and their sale must be highly probable.

An impairment loss is recognised for any initial or subsequent write down of the non-current assets and assets of disposal groups to fair value less costs of disposal. A gain is recognised for any subsequent increases in fair value less costs of disposal of a non-current assets and assets of disposal groups, but not in excess of any cumulative impairment loss previously recognised.

Non-current assets are not depreciated or amortised while they are classified as held for sale. Interest and other expenses attributable to the liabilities of assets held for sale continue to be recognised.

Non-current assets classified as held for sale and the assets of disposal groups classified as held for sale are presented separately on the face of the statement of financial position, in current assets. The liabilities of disposal groups classified as held for sale are presented separately on the face of the statement of financial position, in current liabilities.

(m) **Critical accounting judgements, estimates and assumptions**

The preparation of the financial statements requires management to make judgements, estimates and assumptions that affect the reported amounts in the financial statements. Management continually evaluates its judgements and estimates in relation to assets, liabilities, contingent liabilities, revenue and expenses. Management bases its judgements, estimates and assumptions on historical experience and on other various factors, including expectations of future events, management believes to be reasonable under the circumstances. The resulting accounting judgements and estimates will seldom equal the related actual results. The judgements, estimates and assumptions that have a significant risk of causing a material adjustment to the carrying amounts of assets and liabilities (refer to the respective notes) within the next financial year are discussed below.

NOTES TO THE FINANCIAL STATEMENTS

FOR THE YEAR ENDED 30 APRIL 2017

NOTE 1: STATEMENT OF ACCOUNTING POLICIES (Cont.)

(m) Critical accounting judgements, estimates and assumptions (Cont.)

Impairment of non-financial assets other than goodwill and other indefinite life intangible assets

The Association assesses impairment of non-financial assets other than goodwill and other indefinite life intangible assets at each reporting date by evaluating conditions specific to the Association and to the particular asset that may lead to impairment. If an impairment trigger exists, the recoverable amount of the asset is determined. This involves fair value less costs of disposal or value-in-use calculations, which incorporate a number of key estimates and assumptions.

Employee benefits provision

As discussed in note 1, the liability for employee benefits expected to be settled more than 12 months from the reporting date are recognised and measured at the present value of the estimated future cash flows to be made in respect of all employees at the reporting date. In determining the present value of the liability, estimates of attrition rates and pay increases through promotion and inflation have been taken into account.

NOTE 2: REVENUE

	Note	2017 \$	2016 \$
<i>Revenue consists of:</i>			
Member Services		390,739	386,506
Marketing		698,325	616,122
Grants	13	5,169,179	4,903,783
Fundraising & Donations		820,256	751,785
Surf Sports		242,563	277,154
Interest Received		71,884	32,289
Development & Education		1,382,717	1,183,700
Coastal Risk Services		43,737	133,934
Helicopter Services		507,589	917,902
Lifeguard Services		1,590,117	1,353,258
Lifesaving		294,658	811,483
Other		62,637	72,261
Total Revenue		11,274,401	11,440,177

- (a) Of the \$5,169,179 of revenue from grants for year ended 30 April 2017, \$13,000 relates to the 2015-16 Healthway Grant and \$117,000 relates to the 2016-17 Healthway Grant. The total of the 2016-17 Healthway Grant is \$130,000, with the remaining \$13,000 to be received in the 2017-18 year.

NOTES TO THE FINANCIAL STATEMENTS

FOR THE YEAR ENDED 30 APRIL 2017

NOTE 3: EXPENSES

Surplus is stated after charging or crediting:

a) Depreciation and Amortisation Expenses

The following significant revenue and expense items are relevant in explaining the financial performance:

Depreciation of property, plant and equipment

b) Lifesaving Expenses

Lifesaving

Coastal Risk Services

Helicopter Rescue Service

Life Guards

c) Commercial Activity Expenses

Administration Expenses

Building Expenses

Insurance

Member Services

Operations

Commercial Training

Equipment Hire/ Lease - minimum lease payments

d) Gain/(loss) on disposal of property, plant and equipment

2017 \$	2016 \$
226,089	603,880
1,150,523	1,478,260
167,898	205,559
1,829,145	1,738,928
1,501,107	1,511,147
4,648,673	4,933,894
51,572	121,422
264,071	223,911
45,816	74,219
732,521	708,229
109,016	90,693
517,578	568,274
1,720,574	1,786,748
6,172	12,503
279,425	(54,215)

NOTE 4: CASH AND CASH EQUIVALENTS

Cash at bank

2017 \$	Restated 2016 \$
5,523,537	3,121,07
5,523,537	3,121,071

NOTE 5: TRADE AND OTHER RECEIVABLES

Trade and other receivables

1,514,522	623,310
1,514,522	623,310

NOTE 6: PREPAYMENTS

Prepayments

90,982	82,069
90,982	82,069

NOTE 7: CURRENT ASSETS – ASSETS OF DISPOSAL GROUPS CLASSIFIED AS HELD FOR SALE

Helicopter held for sale

Provision for maintenance

-	654,985
-	(175,302)
-	479,683

The Eurocopter AS 350 SD1 (1998) held for sale as at 30 April 2016, was sold on 18 May 2016 during the current financial period. The reversal of the major maintenance provision in relation to the Eurocopter AS 350 SD1 (1998) has been accounted for as a reduction in Helicopter Rescue Service expenses as the expense related to the original provision (Refer to Note 3 (b))

NOTES TO THE FINANCIAL STATEMENTS

FOR THE YEAR ENDED 30 APRIL 2017

NOTE 8: PROPERTY, PLANT AND EQUIPMENT

		2017 \$	Restated 2016 \$
Office Equipment:			
At cost		407,719	414,635
Accumulated depreciation		(303,753)	(272,902)
		103,966	141,733
Coastal Safety Equipment:			
At cost		1,019,721	813,107
Accumulated depreciation		(378,448)	(266,284)
		641,273	546,823
Surf Education Equipment:			
At cost		5,000	5,000
Accumulated depreciation		(3,720)	(3,172)
		1,280	1,828
Competition Equipment:			
At cost		37,814	37,814
Accumulated depreciation		(21,712)	(17,687)
		16,102	20,127
Motor Vehicles:			
At cost		380,545	384,299
Accumulated depreciation		(71,465)	(61,455)
		309,080	322,844
Helicopter:			
At cost		-	2,067,247
Accumulated depreciation		-	(966,032)
		-	1,101,215
Land and Building (including Improvements):			
At Fair Value	(a)	5,590,000	6,100,000
		5,590,000	6,100,000
Fixtures and Fittings:			
At cost		-	60,601
Accumulated depreciation		-	-
	(a)	-	60,601
New Building Project (work-in-progress):			
At cost		213,302	277,262
Accumulated depreciation		-	-
		213,302	277,262
Total Property, Plant and Equipment		6,875,003	8,572,433

(a) Balance determined to be the fair value of the State Centre Office at 7 Delawney Street, Balcatta, Western Australia. The property was purchased on 7 May 2012 for \$6,300,000. On 25 May 2015, the Association obtained an independent valuation from Herron Todd White, who determined the fair value of the premises to be \$6,100,000. During the current period, Herron Todd White performed an independent valuation on 21 April 2017, valuing the Land and Buildings at \$5,590,000. At 30 April 2017, the Directors have assessed the fair value of the Land and Building to be \$5,590,000. See Note 14 for the classification of the fair value measurement of the Land and Buildings. Fixtures and Fittings which did not form part of the Land and Buildings at 7 Delawney Street, have been transferred to the appropriate class of Property, Plant and Equipment. All Fixtures and Fittings forming part of the Land and Buildings have been included in the valuation, and as a result been written down accordingly.

NOTES TO THE FINANCIAL STATEMENTS

FOR THE YEAR ENDED 30 APRIL 2017

NOTE 8: PROPERTY, PLANT AND EQUIPMENT (Cont.)

a) MOVEMENTS IN CARRYING AMOUNTS

Movement in the carrying amounts for each class of property, plant and equipment.

	Office Equipment \$	Coastal Safety Equipment \$	Surf Education Equipment \$	Comp Equipment \$	Motor Vehicles \$	Helicopter \$	Land and Building \$	Fixtures and Fittings \$	New Building Project \$	Total
Balance at 30 April 2015	199,404	469,977	2,611	17,921	367,420	2,026,307	6,100,000	958,821	222,934	10,365,395
Additions	4,112	248,565	-	6,314	265,282	-	-	56,832	54,328	635,433
Disposals	(12,130)	(37,003)	-	-	(264,403)	-	-	-	-	(313,536)
Depreciation	(49,653)	(134,716)	(783)	(4,108)	(45,455)	(270,107)	-	(99,058)	-	(603,880)
Revaluation	-	-	-	-	-	-	-	(855,994)	-	(855,994)
Transfer to NCA held for sale	-	-	-	-	-	(654,985)	-	-	-	(654,985)
Balance at 30 April 2016 (Restated)	141,733	546,823	1,828	20,127	322,844	1,101,215	6,100,000	60,601	277,262	8,572,433
Additions	-	200,093	-	-	311,472	-	-	-	-	511,565
Disposals	(2,884)	(28,015)	-	-	(276,832)	(1,101,215)	-	-	(63,960)	(1,472,906)
Depreciation	(34,883)	(138,229)	(548)	(4,025)	(48,404)	-	-	-	-	(226,089)
Revaluation	-	-	-	-	-	-	(510,000)	(60,601)	-	(510,000)
Transfer between classes of PPE	-	60,601	-	-	-	-	-	-	-	-
Balance at 30 April 2017	103,966	641,273	1,280	16,102	309,080	-	5,590,000	-	213,302	6,875,003

NOTE 9: TRADE AND OTHER PAYABLES

Trade and other payables
Grants received in advance

2017 \$	Restated 2016 \$
947,909	853,725
769,161	983,999
1,717,070	1,837,724

NOTES TO THE FINANCIAL STATEMENTS

FOR THE YEAR ENDED 30 APRIL 2017

NOTE 10: PROVISIONS

	Maintenance (Helicopter) \$	Annual Leave \$	Long Service Leave \$	Total \$
Opening Balance at 1 May 2016	163,035	141,964	168,027	473,026
Net Movement in Provision	-	31,703	28,058	59,761
Reversal of Provision	(163,035)	-	-	(163,035)
Balance at 30 April 2017	-	173,667	196,085	369,752

Analysis of Total Provisions

	2017 \$	Restated 2016 \$
Current	279,099	206,859
Non-Current	90,653	266,167
	369,752	473,026

Provision for Long Service Leave

A provision has been recognised for employee entitlements relating to long service leave. In calculating the present value of future cash flows in respect of long service leave, the probability of long service leave being taken is based on historical data. The measurement and recognition criteria relating to employee benefits have been included in Note 1 to this report.

Provision for Helicopter Maintenance

A provision has been reversed for the heavy maintenance costs for the one helicopter carried in the 2017 financial year. This relates to the sale of the helicopter during the current financial period resulting in the entity no longer having an obligation for the heavy maintenance. The reversal of this provision has been accounted for as a reversal in Helicopter Rescue Service Expenses (Refer to Note 3b).

NOTE 11: RESERVES

Building Reserve

During the financial year, \$400,000 was transferred from Building Reserve to Accumulated Surplus for the purpose of reversing the Reserve relating to the funding the Rous Head development. This has been approved following a variation to the intended cost of the project, resulting in savings for the SLSWA.

General Reserve

The purpose of the reserve is to provide protection against any adverse effects on major revenue streams to ensure that the critical operational aspects of SLSWA can be provided. The reserve was reviewed prior to the end of the financial year and the Board considered that the amount of \$500,000 to be appropriate. This policy is to be reviewed at the end of each financial year.

Revaluation Surplus

The revaluation surplus records revaluations of non-current assets.

NOTE 12: CAPITAL AND LEASING COMMITMENTS

	2017 \$	Restated 2016 \$
Operating Lease Commitments		
Non-cancellable operating leases contracted for but not capitalised in the financial statements.		
Payable – minimum lease payments		
- not later than 12 months	6,572	6,572
- between 12 months and 5 years	8,065	14,636
	14,637	21,208

The operating leases relates to office equipment. The leases expire in June 2018 and January 2020.

NOTES TO THE FINANCIAL STATEMENTS

FOR THE YEAR ENDED 30 APRIL 2017

NOTE 13: GRANTS

Total grants received and recognised as income during the year include the following:

	2017 \$	2016 \$
Fire and Emergency Services Authority of Western Australia (Service Agreement)	1,298,501	1,314,000
SLSA Beach Safe	173,409	70,357
State Government	3,434,189	3,317,901
Department of Sports and Recreation	177,407	172,000
Other Grant Providers	85,673	29,525
	5,169,179	4,903,783

NOTE 14: FAIR VALUE MEASUREMENT

The following tables detail the Association's assets and liabilities, measured or disclosed at fair value, using a three level hierarchy, based on the lowest level of input that is significant to the entire fair value measurement, being:

Level 1: Quoted prices (unadjusted) in active markets for identical assets or liabilities that the entity can access at the measurement date.

Level 2: Inputs other than quoted prices included within Level 1 that are observable for the asset or liability, either directly or indirectly.

Level 3: Unobservable inputs for the asset or liability.

	Level 1 \$	Level 2 \$	Level 3 \$	Total \$
2017				
<i>Assets</i>				
Land and Buildings	-	5,590,000	-	5,590,000
Total Assets	-	5,590,000	-	5,590,000
2016 (Restated)				
<i>Assets</i>				
Land and Buildings	-	6,100,000	-	6,100,000
Total Assets	-	6,100,000	-	6,100,000

There were no transfers between levels during the financial year.

Valuation techniques for fair value measurements categorised within level 2

Land and buildings have been valued based on similar assets, location and market conditions.

NOTE 15: EVENTS AFTER THE BALANCE SHEET DATE

There have been no events after the balance sheet date which significantly affected or may significantly affect the operations of the Association, the results of those operations, or the state of affairs of the Association in future financial years.

NOTES TO THE FINANCIAL STATEMENTS

FOR THE YEAR ENDED 30 APRIL 2017

NOTE 16: CASH FLOW INFORMATION

	2017 \$	2016 \$
Reconciliation of Cash Flow from Operations with Surplus from Ordinary Activities		
Surplus / (Loss) from ordinary activities after income tax	1,349,406	249,933
<i>Non cash flows in profit from ordinary activities</i>		
Depreciation	226,089	603,880
Net (gain) / loss on sale of assets	(279,425)	54,215
Revaluation of Property, plant and equipment	510,000	855,994
<i>Changes in assets and liabilities:</i>		
(Increase) / decrease in receivables	(1,016,309)	(221,883)
Increase / (decrease) in trade creditors and other creditors	4,443	(90,280)
Increase / (decrease) in provisions and employee entitlements	(103,274)	(547,922)
(Increase) / decrease in other assets	(8,913)	53,344
	682,017	957,281

NOTE 17: FINANCIAL INSTRUMENTS

The Association's activities expose it to a variety of financial risks: interest rate risk, credit risk and liquidity risk. The Association's overall risk management program focuses on the unpredictability of financial markets and seeks to minimise potential adverse effects on the financial performance of the Association.

The Association uses different methods to measure different types of risk to which it is exposed. These methods include sensitivity analysis in the case of interest rate and aging analysis for credit risk. The Association does not use derivative financial instruments (such as interest rate swaps) to hedge certain risk exposures. Risk management is carried out by the Board of Directors.

The Association holds the following financial instruments:

	30 April 2017 \$	Restated 30 April 2016 \$
Cash and cash equivalents	5,523,537	3,121,071
Trade and other receivables	1,478,695	462,386
	7,002,232	3,583,457
Trade and other payables	1,681,243	1,676,800
	1,681,243	1,676,800

(i) Interest rate risk

The Association's main interest rate risk arises from cash and cash equivalents. Cash and cash equivalents comprise deposits held at call with bank that are at variable interest rates. Interest rate risks also arise from borrowings.

As at the reporting date, the Association had the following deposits at call with banks.

	30 April 2017		30 April 2016 (Restated)	
	Weighted average interest rate	Balance \$	Weighted average interest rate	Balance \$
Cash and cash equivalents	1.531%	5,523,537	1.534%	3,121,071

Sensitivity analysis – interest rate risk

A change of 100 basis points in interest rates at the reporting date would have increased / (decreased) surplus and deficit by the amounts shown below. The analysis assumes all other variables remain constant. The analysis is performed on the same basis as 2016.

Variable rate instruments	30 April 2017 \$	30 April 2016 \$
100bp increase	55,235	31,211
100bp decrease	(55,235)	(31,211)

NOTES TO THE FINANCIAL STATEMENTS

FOR THE YEAR ENDED 30 APRIL 2017

(ii) Credit risk

Credit risk arises from the financial assets of the Association, which comprise cash and cash equivalents and trade and other receivables. The Association's exposure to credit risk arises from potential default of the counter party, with a maximum exposure equal to the carrying amount of these instruments.

Trade receivables are non-interest bearing and on 30 day terms. A provision for impairment loss is recognised when there is objective evidence that an individual trade receivable is impaired. No impairment loss was recognised in respect of trade receivables in 2017 (2016: Nil).

At 30 April 2017, the ageing analysis of trade receivables is as follows:

	2017 \$	Restated 2016 \$
Current	1,150,825	522,365
Past due 30 – 60 days	238,356	24,456
Past due 60 – 90 days	46,511	44,642
Past due over 90 days	79,695	31,847
	1,515,387	623,310

The Association trades with only recognised and creditworthy third parties and as such collateral is not requested nor is it the Association's policy to securitise its trade and other receivables.

In addition, receivable balances are monitored on an ongoing basis with the result that the Association's exposure to bad debts is not significant.

The credit risk on liquid funds is limited because the counter party is a bank with a high credit rating.

(iii) Liquidity risk

The Association manages liquidity risk by continuously monitoring forecast and actual cash flows and matching the maturity profiles of financial assets and liabilities.

The Association's financial liabilities include trade and other payables that are paid on a 30 day period.

NOTE 18: AUDITORS' REMUNERATION

Remuneration of the auditor for
- auditing the financial report
- auditing of grant acquittals

2017 \$	2016 \$
22,000	19,000
8,000	8,000
30,000	27,000

This will be waived as an indication of support for Surf Life Saving Western Australia Inc.

NOTE 19: ASSOCIATION DETAILS

The registered office of the Association and principle place of business is:

Surf Life Saving Western Australia Inc
7 Delawney Street
Balcatta WA 6021

NOTES TO THE FINANCIAL STATEMENTS

FOR THE YEAR ENDED 30 APRIL 2017

NOTE 20: RESTATEMENT OF COMPARATIVES

Correction of error

In recognising historical fair value adjustments that were the result of the revaluation of Land and Buildings (in accordance with the Association's accounting policies), the improvements to those Land and Buildings were inadvertently omitted from the determination of such adjustments. This error has been retrospectively corrected and the impact can be seen in the following extracts (being only those line items affected) as disclosed below.

	2016 \$ Reported	2016 \$ Restated
Statement of profit or loss and other comprehensive income		
Extract		
Expenses		
Loss on revaluation of land and building	-	(855,994)
Surplus for the Year	1,105,927	249,933
Total comprehensive income for the year	1,105,927	249,933

	2016 \$ Reported	2016 \$ Restated
Statement of financial position		
Extract		
Assets		
Non-current assets		
Property, plant and equipment	9,428,427	8,572,433
Total non-current assets	9,428,427	8,572,433
Total assets	13,573,636	12,717,642
Total liabilities	2,149,826	2,149,826
Total assets	11,423,810	10,567,816
Equity		
Accumulated Surplus	10,523,810	9,667,816
Total equity	11,917,222	10,567,816

	2016 \$ Reported	2016 \$ Restated
Notes		
Extract		
Property, plant and equipment		
Fixtures and Fittings	916,595	60,601
Total Property, plant and equipment	9,428,427	8,572,433

DIRECTORS DECLARATION

In the opinion of the Board of Directors the financial report as set out on pages 65 to 86:


1. Presents a true and fair view of the financial position of Surf Life Saving Western Australia Inc. as at 30 April 2017 and its performance for the year ended on that date in accordance with Australian Accounting Standards, mandatory professional reporting requirements, other authoritative pronouncements of the Australian Accounting Standards Board, Australian Charities and Not-for-Profits Commission Act 2012 and the Associations Incorporation Act (WA) 2015;
2. At the date of this declaration, there are reasonable grounds to believe that Surf Life Saving Western Australia Inc. will be able to pay its debts as and when they fall due; and
3. The attached financial statements and notes comply with International Financial Reporting Standards as issued by the International Accounting Standards Board as described in note 1 to the financial statements.

This declaration is made in accordance with a resolution of the Board and is signed for and on behalf of the Board by:



Craig Smith-Gander

President



James O'Toole

Chief Executive Officer

Dated this 4th day of July 2017

AUDITOR'S REPORT TO THE MEMBERS OF SLSWA

REPORT ON THE AUDIT OF THE FINANCIAL REPORT

Opinion

We have audited the financial report of Surf Life Saving Western Australia Inc. (the Association), which comprises the statement of financial position as at 30 April 2017, the statement of profit or loss and other comprehensive income, the statement of changes in equity and the statement of cash flows for the year then ended, and notes to the financial statements, including a summary of significant accounting policies, and the statement by the Directors.

In our opinion, the accompanying financial report of the Association has been prepared in accordance with Division 60 of the Australian Charities and Not-for-profits Commission Act 2012 and the Associations Incorporation Act 2015, including:

(a) giving a true and fair view of the Association's financial position as at 30 April 2017 and of its financial performance and cash flows for the year then ended; and

(b) complying with Australian Accounting Standards and Division 60 of the Australian Charities and Not-for-profits Commission Regulation 2013.

Basis for Opinion

We conducted our audit in accordance with Australian Auditing Standards. Our responsibilities under those standards are further described in the Auditor's Responsibilities for the Audit of the Financial Report section of our report. We are independent of the Association in accordance with the ethical requirements of the Accounting Professional and Ethical Standards Board's APES 110 Code of Ethics for Professional Accountants (the Code) that are relevant to our audit of the financial report in Australia. We have also fulfilled our other ethical responsibilities in accordance with the Code.

We believe that the audit evidence we have obtained is sufficient and appropriate to provide a basis for our opinion.

Responsibilities of the Directors for the Financial Report

The Directors of the Association are responsible for the preparation of the financial report that gives a true and fair view in accordance with the Australian Accounting Standards, the Australian Charities and Not-for-profits Commission Act 2012 and the Associations Incorporation Act 2015 and for such internal control as the Board determines is necessary to enable the preparation of the financial report that gives a true and fair view and is free from material misstatement, whether due to fraud or error.

In preparing the financial report, the Board is responsible for assessing the Association's ability to continue as a going concern, disclosing, as applicable, matters relating to going concern and using the going concern basis of accounting unless the Board either intends to liquidate the Association or to cease operations, or has no realistic alternative but to do so.

Auditor's Responsibilities for the Audit of the Financial Report

Our objectives are to obtain reasonable assurance about whether the financial report as a whole is free from material misstatement, whether due to fraud or error, and to issue an auditor's report that includes our opinion. Reasonable assurance is a high level of assurance, but is not a guarantee that an audit conducted in accordance with the Australian Auditing Standards will always detect a material misstatement when it exists. Misstatements can arise from fraud or error and are considered material if, individually or in the aggregate, they could reasonably be expected to influence the economic decisions of users taken on the basis of this financial report.

As part of an audit in accordance with Australian Auditing Standards, we exercise professional judgement and maintain professional scepticism throughout the audit. We also:

- Identify and assess the risks of material misstatement of the financial report, whether due to fraud or error, design and perform audit procedures responsive to those risks, and obtain audit evidence that is sufficient and appropriate to provide a basis for our opinion. The risk of not detecting a material misstatement resulting from fraud is higher than for one resulting from error, as fraud may involve collusion, forgery, intentional omissions, misrepresentations, or the override of internal control.
- Obtain an understanding of internal control relevant to the audit in order to design audit procedures that are appropriate in the circumstances, but not for the purpose of expressing an opinion on the effectiveness of the Association's internal control.
- Evaluate the appropriateness of accounting policies used and the reasonableness of accounting estimates and related disclosures made by the Directors.
- Conclude on the appropriateness of the Director's use of the going concern basis of accounting in the preparation of the financial report. We also conclude, based on the audit evidence obtained whether a material uncertainty exists related to events and conditions that may cast significant doubt on the Association's ability to continue as a going concern. If we conclude that a material uncertainty exists, we are required to draw attention in the auditor's report to the disclosures in the financial report about the material uncertainty or, if such disclosures are inadequate, to modify the opinion on the financial report. However, future events or conditions may cause the Association to cease to continue as a going concern.
- Evaluate the overall presentation, structure and content of the financial report, including the disclosures and whether the financial statements represent the underlying transactions and events in a manner that achieves fair presentation.

AUDITOR'S REPORT TO THE MEMBERS OF SLSWA

REPORT ON THE AUDIT OF THE FINANCIAL REPORT

We communicate with the Directors regarding, among other matters, the planned scope and timing of the audit and significant audit findings, including any significant deficiencies in internal control that we identify during our audit.

We also provide Directors with a statement that we have complied with the relevant ethical requirements regarding independence, and to communicate with them all relationships and other matters that may reasonably be thought to bear on our independence, and where applicable, related safeguards.



Crowe Horwath Perth



Cyrus Patell

Partner

Dated at Perth this 4th July 2017



WESTERN AUSTRALIA

7 Delawney Street
Balcatta WA 6021

Ph: +61 8 9207 6666
W: mybeach.com.au

 [/surflifesavingwa](https://www.facebook.com/surflifesavingwa)

 [@slswa](https://twitter.com/slswa)

 [@slswa](https://www.instagram.com/slswa)